

SEAT NO NAME

<Course-I>	<Course-II>	<Course-III>	<Course-IV>	<Course-V>	<Course-VI>	<Course-VII>	<Course-VIII>	<Course-IX>	RESULT	REMARK	TOTAL MARKS
Th(80/32)	Th(80/32)	Th(80/32)	Th(80/32)	Tw(25/10)	Tw(25/10)	Tw(50/20)	Tw(50/20)	Tw(50/20)			OUT OF 750
In(20/08)	In(20/08)	In(20/08)	In(20/08)	Or(25/10)	Or(25/10)	Or/Pr(25/10)	Or/Pr(25/10)	Or/Pr(50/20)			
Total	Total	Total	Total	Total	Total	Total	Total	Total			
C G GP C*G	C G GP C*G	C G GP C*G	C G GP C*G	C G GP C*G	C G GP C*G	C G GP C*G	C G GP C*G	C G GP C*G	âC	âCG	SGPI

01. CSC801	HUMAN MACHINE INTERACTION	02. CSC802	DISTRIBUTED COMPUTING	04. CSDL08012	NATURAL LANG. PROCESSING
06. ILO8021	PROJECT MANAGEMENT	15. CSL801	HUMAN MACHINE INTER. LAB	16. CSL802	DISTRIBUTED COMPUTING LAB
17. CSL803	CLOUD COMPUTING LAB.	18. CSL804	COMPUTATIONAL LAB-II	19. CSP805	MAJOR PROJECT-II

7283404 /PREETI EKAMBARAM TAMILSELVI

64	70	74	74	24	21	45	45	45			
16	14	18	17	22	22	20	21	45	P		657
80	84	92	91	46	43	65	66	90			
4 0 10	40 4 0 10	40 4 0 10	40 3 0 10	30 1 0 10	10 1 0 10	10 2 0 10	20 1 0 10	10 6 0 10	60	26	260 10.00

SGPI: SEM-I: 6.17 ; SEM-II: 7.15 ; SEM-III: 5.77 ; SEM-IV: 7.00 ; SEM-V: 7.48 ; SEM-VI: 7.50 ; SEM-VII: 7.85 ; CGPI: 7.36
 CREDITS: SEM-I: 27 ; SEM-II: 27 ; SEM-III: 26 ; SEM-IV: 27 ; SEM-V: 27 ; SEM-VI: 26 ; SEM-VII: 26
 MARKS: SEM-I:451/750; SEM-II:502/750; SEM-III:437/750; SEM-IV:483/750; SEM-V:507/750; SEM-VI:530/750; SEM-VII:526/750; TOTAL: 4093/6000 (68.22%)

01. CSC801	HUMAN MACHINE INTERACTION	02. CSC802	DISTRIBUTED COMPUTING	04. CSDL08012	NATURAL LANG. PROCESSING
07. ILO8022	FINANCE MANAGEMENT	15. CSL801	HUMAN MACHINE INTER. LAB	16. CSL802	DISTRIBUTED COMPUTING LAB
17. CSL803	CLOUD COMPUTING LAB.	18. CSL804	COMPUTATIONAL LAB-II	19. CSP805	MAJOR PROJECT-II

7283405 CHANDAK CHINMAY SUBODH NISHA

67	74	74	67	24	23	44	43	45			
17	16	17	18	23	23	22	21	46	P		664
84	90	91	85	47	46	66	64	91			
4 0 10	40 4 0 10	40 4 0 10	40 3 0 10	30 1 0 10	10 1 0 10	10 2 0 10	20 1 0 10	10 6 0 10	60	26	260 10.00

SGPI: SEM-I: 7.78 ; SEM-II: 8.07 ; SEM-III: 8.08 ; SEM-IV: 7.15 ; SEM-V: 7.19 ; SEM-VI: 6.58 ; SEM-VII: 7.81 ; CGPI: 7.83
 CREDITS: SEM-I: 27 ; SEM-II: 27 ; SEM-III: 26 ; SEM-IV: 27 ; SEM-V: 27 ; SEM-VI: 26 ; SEM-VII: 26
 MARKS: SEM-I:526/750; SEM-II:542/750; SEM-III:566/750; SEM-IV:526/750; SEM-V:499/750; SEM-VI:473/750; SEM-VII:539/750; TOTAL: 4335/6000 (72.25%)

7283406 /DHARURKAR ANKITA SATISH ARCHANA

67	77	74	67	23	21	44	41	47			
14	14	16	16	22	22	21	21	44	P		651
81	91	90	83	45	43	65	62	91			
4 0 10	40 4 0 10	40 4 0 10	40 3 0 10	30 1 0 10	10 1 0 10	10 2 0 10	20 1 0 10	10 6 0 10	60	26	260 10.00

SGPI: SEM-I: 7.50 ; SEM-II: 7.80 ; SEM-III: 5.96 ; SEM-IV: 8.29 ; SEM-V: 7.48 ; SEM-VI: 7.56 ; SEM-VII: 8.54 ; CGPI: 7.89
 CREDITS: SEM-I: 27 ; SEM-II: 27 ; SEM-III: 26 ; SEM-IV: 27 ; SEM-V: 27 ; SEM-VI: 26 ; SEM-VII: 26
 MARKS: SEM-I:506/750; SEM-II:543/750; SEM-III:471/750; SEM-IV:552/750; SEM-V:515/750; SEM-VI:521/750; SEM-VII:579/750; TOTAL: 4338/6000 (72.30%)

/- FEMALE, #- 0.229, @- 0.5042/0.5043, *- 0.5045, \$- Carried Forward Grade, -- Dyslexia, A/ABS- Absent, F- Fails, P- Passes

RR- Reserved, RLE- Reserve for Lower Examination, RPV- Provisional, RCC- 0.5050, ADC- Admission Cancelled

G:Grade, GP:Grade Point, C:Credits, âC:Sum of Credit Points, âCG:Sum of Product of Credits & Grades

SGPI:Semester Grade Performance Index = âCG/âC, CGPI:Cumulative Grade Performance Index

% Marks : 80 and Above 75-79.99 70-74.99 60-69.99 50-59.99 45-49.99 40-44.99 Less Than 40

Grade / Gr. Pt. : O / 10 A / 9 B / 8 C / 7 D / 6 E / 5 P / 4 F / 0

PROFESSOR

S.I.E.C. GRADUATE SCHOOL OF TECHNOLOGY
 PLOT 10A, S. SIR CHANDRASEKARENDRA SARASWATHY VIDYAPURAM
 SECTOR-V, MIRA, NANI MUMBAI - 400 766

SEAT_NO	NAME	<Course-I>	<Course-II>	<Course-III>	<Course-IV>	<Course-V>	<Course-VI>	<Course-VII>	<Course-VIII>	< Course-IX >	TOTAL MARKS									
		Th(80/32)	Th(80/32)	Th(80/32)	Th(80/32)	Tw(25/10)	Tw(25/10)	Tw(50/20)	Tw(50/20)	Tw(50/20)	OUT OF 750									
		In(20/08)	In(20/08)	In(20/08)	In(20/08)	Or(25/10)	Or(25/10)	Or/Pr(25/10)	Or/Pr(25/10)	Or/Pr(50/20)	RESULT REMARK									
		Total	Total	Total	Total	Total	Total	Total	Total	Total	àC àCG SGPI									
		C G GP C*G	C G GP C*G	C G GP C*G	C G GP C*G	C G GP C*G	C G GP C*G	C G GP C*G	C G GP C*G	C G GP C*G										
01. CSC801	HUMAN MACHINE INTERACTION	02. CSC802	DISTRIBUTED COMPUTING	04. CSDL08012	NATURAL LANG. PROCESSING															
07. ILO8022	FINANCE MANAGEMENT	15. CSL801	HUMAN MACHINE INTER. LAB	16. CSL802	DISTRIBUTED COMPUTING LAB															
17. CSL803	CLOUD COMPUTING LAB.	18. CSL804	COMPUTATIONAL LAB-II	19. CSP805	MAJOR PROJECT-II															
7283407 /HIRE KSHITIJA VIVEK BHAVINI																				
70	77	74	74	20	20	44	37	48												
16	18	13	18	22	23	20	22	48	P		664									
86	95	87	92	42	43	64	59	96												
4 O 10	40	4 O 10	40	4 O 10	40	3 O 10	30	1 O 10	10	1 O 10	10	2 O 10	20	1 A 9	9	6 O 10	60	26	259	9.96
SGPI: SEM-I: 8.54 ; SEM-II: 7.65 ; SEM-III: 7.42 ; SEM-IV: 9.10 ; SEM-V: 7.89 ; SEM-VI: 8.12 ; SEM-VII: 7.92 ; CGPI: 8.32																				
CREDITS: SEM-I: 27 ; SEM-II: 27 ; SEM-III: 26 ; SEM-IV: 27 ; SEM-V: 27 ; SEM-VI: 26 ; SEM-VII: 26																				
MARKS: SEM-I:565/750; SEM-II:516/750; SEM-III:503/750; SEM-IV:588/750; SEM-V:525/750; SEM-VI:548/750; SEM-VII:533/750; TOTAL: 4442/6000 (74.03%)																				
7283408 IYER SABRISH BALASUBRAMANIAN CHITRA																				
61	64	70	70	22	15	40	35	42												
13	11	14	16	22	21	19	19	45	P		599									
74	75	84	86	44	36	59	54	87												
4 B 8	32	4 A 9	36	4 O 10	40	3 O 10	30	1 O 10	10	1 B 8	8	2 A 9	18	1 B 8	8	6 O 10	60	26	242	9.31
SGPI: SEM-I: 6.13 ; SEM-II: 6.96 ; SEM-III: 5.00 ; SEM-IV: 4.86 ; SEM-V: 6.42 ; SEM-VI: 5.85 ; SEM-VII: 6.54 ; CGPI: 6.36																				
CREDITS: SEM-I: 27 ; SEM-II: 27 ; SEM-III: 28 ; SEM-IV: 28 ; SEM-V: 24 ; SEM-VI: 24 ; SEM-VII: 26																				
MARKS: SEM-I:435/750; SEM-II:469/750; SEM-III:403/800; SEM-IV:414/825; SEM-V:433/725; SEM-VI:420/725; SEM-VII:450/750; TOTAL: 3623/6075 (59.64%)																				
7283409 /NAIR SHRUTI MOHANAN BHAGYALAKSHMI																				
70	77	77	70	24	23	44	43	45												
17	17	18	17	22	23	23	22	47	P		679									
87	94	95	87	46	46	67	65	92												
4 O 10	40	4 O 10	40	4 O 10	40	3 O 10	30	1 O 10	10	1 O 10	10	2 O 10	20	1 O 10	10	6 O 10	60	26	260	10.00
SGPI: SEM-I: 8.19 ; SEM-II: 8.30 ; SEM-III: 7.08 ; SEM-IV: 9.67 ; SEM-V: 7.41 ; SEM-VI: 8.12 ; SEM-VII: 8.77 ; CGPI: 8.44																				
CREDITS: SEM-I: 27 ; SEM-II: 27 ; SEM-III: 26 ; SEM-IV: 27 ; SEM-V: 27 ; SEM-VI: 26 ; SEM-VII: 26																				
MARKS: SEM-I:558/750; SEM-II:570/750; SEM-III:523/750; SEM-IV:610/750; SEM-V:510/750; SEM-VI:547/750; SEM-VII:575/750; TOTAL: 4572/6000 (76.20%)																				
/- FEMALE, #- 0.229, @- 0.5042/0.5043, *- 0.5045, \$- Carried Forward Grade, -- Dyslexia, A/ABS- Absent, F- Fails, P- Passes																				
RR- Reserved, RLE- Reserve for Lower Examination, RPV- Provisional, RCC- 0.5050, ADC- Admission Cancelled																				
G:Grade, GP:Grade Point, C:Credits, àC:Sum of Credit Points, àCG:Sum of Product of Credits & Grades																				
SGPI:Semester Grade Performance Index = àCG/àC, CGPI:Cumulative Grade Performance Index																				
% Marks : 80 and Above 75-79.99 70-74.99 60-69.99 50-59.99 45-49.99 40-44.99 Less Than 40																				
Grade / Gr. Pt. : O / 10 A / 9 B / 8 C / 7 D / 6 E / 5 P / 4 F / 0																				

Principal
S.I.E.S. GRADUATE SCHOOL OF TECHNOLOGY
PLOT 1C/D/E, SIR CHANDRASEKARENDRA SARASWATHY VIDYAPURAM
SECTOR-4, MIRAUL, NAVI MUMBAI - 400 706.

SEAT NO	NAME	<Course-I>	<Course-II>	<Course-III>	<Course-IV>	<Course-V>	<Course-VI>	<Course-VII>	<Course-VIII>	< Course-IX >	TOTAL MARKS									
		Th(80/32)	Th(80/32)	Th(80/32)	Th(80/32)	Tw(25/10)	Tw(25/10)	Tw(50/20)	Tw(50/20)	Tw(50/20)	OUT OF 750									
		In(20/08)	In(20/08)	In(20/08)	In(20/08)	Or(25/10)	Or(25/10)	Or/Pr(25/10)	Or/Pr(25/10)	Or/Pr(50/20)	RESULT REMARK									
		Total	Total	Total	Total	Total	Total	Total	Total	Total										
		C G GP C*G	C G GP C*G	C G GP C*G	C G GP C*G	C G GP C*G	C G GP C*G	C G GP C*G	C G GP C*G	C G GP C*G	ãC ãCG SGPI									
01.	CSC801	HUMAN MACHINE INTERACTION			02.	CSC802	DISTRIBUTED COMPUTING		04.	CSDL08012	NATURAL LANG. PROCESSING									
07.	ILO8022	FINANCE MANAGEMENT			15.	CSL801	HUMAN MACHINE INTER. LAB		16.	CSL802	DISTRIBUTED COMPUTING LAB									
17.	CSL803	CLOUD COMPUTING LAB.			18.	CSL804	COMPUTATIONAL LAB-II		19.	CSP805	MAJOR PROJECT-II									

7283410	PILLAI SUNIL PADMANABHAN VALLIAMMAI LAXMI																			
70	67	74	74	24	21	46	48	46												
15	18	19	19	21	23	23	23	46	P		677									
85	85	93	93	45	44	69	71	92												
4 O 10	40	4 O 10	40	4 O 10	40	3 O 10	30	1 O 10	10	1 O 10	10	2 O 10	20	1 O 10	10	6 O 10	60	26	260	10.00
SGPI: SEM-I: 7.78 ; SEM-II: 7.67 ; SEM-III: 6.08 ; SEM-IV: 7.43 ; SEM-V: 7.30 ; SEM-VI: 7.56 ; SEM-VII: 7.81 ; CGPI: 7.70 80.05																				
CREDITS: SEM-I: 27 ; SEM-II: 27 ; SEM-III: 26 ; SEM-IV: 27 ; SEM-V: 27 ; SEM-VI: 26 ; SEM-VII: 26																				
MARKS: SEM-I:542/750; SEM-II:515/750; SEM-III:462/750; SEM-IV:509/750; SEM-V:500/750; SEM-VI:513/750; SEM-VII:547/750; TOTAL: 4265/6000 (71.08%)																				

7283411	RAMAKRISHNAN VANUMAMALAI SUDALAIIVADIVU																			
74	77	74	70	24	22	46	48	46												
15	19	19	17	22	23	21	23	46	P		686									
89	96	93	87	46	45	67	71	92												
4 O 10	40	4 O 10	40	4 O 10	40	3 O 10	30	1 O 10	10	1 O 10	10	2 O 10	20	1 O 10	10	6 O 10	60	26	260	10.00
SGPI: SEM-I: 7.37 ; SEM-II: 8.00 ; SEM-III: 7.08 ; SEM-IV: 7.73 ; SEM-V: 6.67 ; SEM-VI: 6.64 ; SEM-VII: 7.38 ; CGPI: 7.61																				
CREDITS: SEM-I: 27 ; SEM-II: 27 ; SEM-III: 26 ; SEM-IV: 27 ; SEM-V: 27 ; SEM-VI: 26 ; SEM-VII: 26																				
MARKS: SEM-I:507/750; SEM-II:546/750; SEM-III:508/750; SEM-IV:517/750; SEM-V:475/750; SEM-VI:484/750; SEM-VII:505/750; TOTAL: 4228/6000 (70.47%)																				

7283412	/SHENAI NIKITA KIRAN LAKSHMI																			
61	67	74	74	24	21	45	48	47												
16	15	18	18	23	23	21	22	46	P		663									
77	82	92	92	47	44	66	70	93												
4 A 9	36	4 O 10	40	4 O 10	40	3 O 10	30	1 O 10	10	1 O 10	10	2 O 10	20	1 O 10	10	6 O 10	60	26	256	9.85
SGPI: SEM-I: 7.26 ; SEM-II: 8.04 ; SEM-III: 6.85 ; SEM-IV: 8.19 ; SEM-V: 6.74 ; SEM-VI: 7.38 ; SEM-VII: 8.00 ; CGPI: 7.78																				
CREDITS: SEM-I: 27 ; SEM-II: 27 ; SEM-III: 26 ; SEM-IV: 27 ; SEM-V: 27 ; SEM-VI: 26 ; SEM-VII: 26																				
MARKS: SEM-I:502/750; SEM-II:537/750; SEM-III:504/750; SEM-IV:550/750; SEM-V:469/750; SEM-VI:517/750; SEM-VII:553/750; TOTAL: 4295/6000 (71.58%)																				

/- FEMALE, #- 0.229, @- 0.5042/0.5043, *- 0.5045, \$- Carried Forward Grade, -- Dyslexia, A/ABS- Absent, F- Fails, P- Passes																				
RR- Reserved, RLE- Reserve for Lower Examination, RPV- Provisional, RCC- 0.5050, ADC- Admission Cancelled																				
G:Grade, GP:Grade Point, C:Credits, ãC:Sum of Credit Points, ãCG:Sum of Product of Credits & Grades																				
SGPI:Semester Grade Performance Index = ãCG/ãC, CGPI:Cumulative Grade Performance Index																				
% Marks : 80 and Above 75-79.99 70-74.99 60-69.99 50-59.99 45-49.99 40-44.99 Less Than 40																				
Grade / Gr. Pt. : 0 / 10 A / 9 B / 8 C / 7 D / 6 E / 5 P / 4 F / 0																				

SEAT NO	NAME	<Course-I>	<Course-II>	<Course-III>	<Course-IV>	<Course-V>	<Course-VI>	<Course-VII>	<Course-VIII>	<Course-IX>	RESULT	REMARK	TOTAL MARKS							
		Th(80/32)	Th(80/32)	Th(80/32)	Th(80/32)	Tw(25/10)	Tw(25/10)	Tw(50/20)	Tw(50/20)	Tw(50/20)			OUT OF 750							
		In(20/08)	In(20/08)	In(20/08)	In(20/08)	Or(25/10)	Or(25/10)	Or/Pr(25/10)	Or/Pr(25/10)	Or/Pr(50/20)										
		Total	Total	Total	Total	Total	Total	Total	Total	Total										
		C G GP C*G	C G GP C*G	C G GP C*G	C G GP C*G	C G GP C*G	C G GP C*G	C G GP C*G	C G GP C*G	C G GP C*G	aC	aCG	SGPI							
01.	CSC801	HUMAN MACHINE INTERACTION			02.	CSC802	DISTRIBUTED COMPUTING			04.	CSDL08012	NATURAL LANG. PROCESSING								
07.	ILO8022	FINANCE MANAGEMENT			15.	CSL801	HUMAN MACHINE INTER. LAB			16.	CSL802	DISTRIBUTED COMPUTING LAB								
17.	CSL803	CLOUD COMPUTING LAB.			18.	CSL804	COMPUTATIONAL LAB-II			19.	CSP805	MAJOR PROJECT-II								

7283413	SHETTY AAYUSH JAYANT MANORAMA																			
74	67	70	67	22	21	44	39	46												
16	16	13	17	22	21	20	21	45	P				641							
90	83	83	84	44	42	64	60	91												
4 O 10	40	4 O 10	40	4 O 10	40	3 O 10	30	1 O 10	10	1 O 10	10	2 O 10	20	1 O 10	10	6 O 10	60	26	260	10.00
SGPI: SEM-I: 7.39 ; SEM-II: 8.26 ; SEM-III: 7.81 ; SEM-IV: 7.56 ; SEM-V: 7.37 ; SEM-VI: 7.19 ; SEM-VII: 7.62 ; CGPI: 7.90																				
CREDITS: SEM-I: 27 ; SEM-II: 27 ; SEM-III: 26 ; SEM-IV: 27 ; SEM-V: 27 ; SEM-VI: 26 ; SEM-VII: 26																				
MARKS: SEM-I:506/750; SEM-II:556/750; SEM-III:538/750; SEM-IV:517/750; SEM-V:492/750; SEM-VI:499/750; SEM-VII:505/750; TOTAL: 4254/6000 (70.90%)																				

7283414	/SHETTY ROSHNI SADASHIV RENUKA																			
67	70	74	70	23	22	45	48	47												
17	15	19	17	22	23	19	22	46	P				666							
84	85	93	87	45	45	64	70	93												
4 O 10	40	4 O 10	40	4 O 10	40	3 O 10	30	1 O 10	10	1 O 10	10	2 O 10	20	1 O 10	10	6 O 10	60	26	260	10.00
SGPI: SEM-I: 7.04 ; SEM-II: 8.69 ; SEM-III: 8.92 ; SEM-IV: 9.37 ; SEM-V: 8.70 ; SEM-VI: 8.77 ; SEM-VII: 8.73 ; CGPI: 8.77																				
CREDITS: SEM-I: 27 ; SEM-II: 27 ; SEM-III: 26 ; SEM-IV: 27 ; SEM-V: 27 ; SEM-VI: 26 ; SEM-VII: 26																				
MARKS: SEM-I:496/750; SEM-II:565/750; SEM-III:604/750; SEM-IV:600/750; SEM-V:576/750; SEM-VI:581/750; SEM-VII:583/750; TOTAL: 4671/6000 (77.85%)																				

7283415	/SHETTY VAIBHAVI SUDHAKAR SHALINI																			
74	67	70	70	22	23	42	48	47												
17	17	19	17	23	24	21	23	46	P				670							
91	84	89	87	45	47	63	71	93												
4 O 10	40	4 O 10	40	4 O 10	40	3 O 10	30	1 O 10	10	1 O 10	10	2 O 10	20	1 O 10	10	6 O 10	60	26	260	10.00
SGPI: SEM-I: 9.48 ; SEM-II: 9.11 ; SEM-III: 8.62 ; SEM-IV: 9.33 ; SEM-V: 8.11 ; SEM-VI: 8.00 ; SEM-VII: 8.58 ; CGPI: 8.91																				
CREDITS: SEM-I: 27 ; SEM-II: 27 ; SEM-III: 26 ; SEM-IV: 27 ; SEM-V: 27 ; SEM-VI: 26 ; SEM-VII: 26																				
MARKS: SEM-I:631/750; SEM-II:606/750; SEM-III:583/750; SEM-IV:609/750; SEM-V:544/750; SEM-VI:557/750; SEM-VII:568/750; TOTAL: 4768/6000 (79.47%)																				

/- FEMALE, #- 0.229, @- 0.5042/0.5043, *- 0.5045, \$- Carried Forward Grade, -- Dyslexia, A/ABS- Absent, F- Fails, P- Passes																				
RR- Reserve for Lower Examination, RLE- Reservation for Lower Examination, RPV- Provisional, RCC- 0.5050, ADC- Admission Cancelled																				
G:Grade, GP:Grade Point, C:Credits, aC:Sum of Credit Points, aCG:Sum of Product of Credits & Grades																				
SGPI:Semester Grade Performance Index = aCG/aC, CGPI:Cumulative Grade Performance Index																				
% Marks : 80 and Above 75-79.99 70-74.99 60-69.99 50-59.99 45-49.99 40-44.99 Less Than 40																				
Grade / Gr. Pt. : O / 10 A / 9 B / 8 C / 7 D / 6 E / 5 F / 4 F / 0																				

Principal

S.I.E.S. GRADUATE SCHOOL OF TECHNOLOGY
 PLOT 10/15, SIR CHANDRASEKARENDRA SARASWATHY VIDYAPURAM
 SECTOR-4, KHERUL, NAVI MUMBAI - 400 706.

SEAT_NO	NAME	<Course-I>	<Course-II>	<Course-III>	<Course-IV>	<Course-V>	<Course-VI>	<Course-VII>	<Course-VIII>	<Course-IX>	TOTAL MARKS	
		Th(80/32)	Th(80/32)	Th(80/32)	Th(80/32)	Tw(25/10)	Tw(25/10)	Tw(50/20)	Tw(50/20)	Tw(50/20)	OUT OF 750	
		In(20/08)	In(20/08)	In(20/08)	In(20/08)	Or(25/10)	Or(25/10)	Or/Pr(25/10)	Or/Pr(25/10)	Or/Pr(50/20)	RESULT REMARK	
		Total	Total	Total	Total	Total	Total	Total	Total	Total		
		C G GP C*G	C G GP C*G	C G GP C*G	C G GP C*G	C G GP C*G	C G GP C*G	C G GP C*G	C G GP C*G	C G GP C*G	âC âCG SGPI	
01.	CSC801	HUMAN MACHINE INTERACTION			02.	CSC802	DISTRIBUTED COMPUTING			04.	CSDL08012	NATURAL LANG. PROCESSING
07.	ILO8022	FINANCE MANAGEMENT			15.	CSL801	HUMAN MACHINE INTER. LAB			16.	CSL802	DISTRIBUTED COMPUTING LAB
17.	CSL803	CLOUD COMPUTING LAB.			18.	CSL804	COMPUTATIONAL LAB-II			19.	CSP805	MAJOR PROJECT-II

7283416 SHETTY VIKHYATH DINAKAR SUJAYA												
70	67	70	70	23	20	40	45	46				
18	17	14	18	23	22	21	22	46	P		652	
88	84	84	88	46	42	61	67	92				
4 0 10	40 4 0 10	40 4 0 10	40 3 0 10	30 1 0 10	10 1 0 10	10 2 0 10	20 1 0 10	10 6 0 10	60 26	260 10.00		
SGPI: SEM-I: 7.11 ; SEM-II: 7.26 ; SEM-III: 6.50 ; SEM-IV: 7.84 ; SEM-V: 5.85 ; SEM-VI: 8.12 ; SEM-VII: 7.50 ; CGPI: 7.51												
CREDITS: SEM-I: 27 ; SEM-II: 27 ; SEM-III: 26 ; SEM-IV: 27 ; SEM-V: 27 ; SEM-VI: 26 ; SEM-VII: 26												
MARKS: SEM-I:486/750; SEM-II:497/750; SEM-III:463/750; SEM-IV:523/750; SEM-V:418/750; SEM-VI:541/750; SEM-VII:517/750; TOTAL: 4097/6000 (68.28%)												

7283417 YADAV ABHISHEK LALSA JAIMALA												
74	67	74	74	24	20	42	44	46				
17	18	16	20	24	24	21	21	46	P		672	
91	85	90	94	48	44	63	65	92				
4 0 10	40 4 0 10	40 4 0 10	40 3 0 10	30 1 0 10	10 1 0 10	10 2 0 10	20 1 0 10	10 6 0 10	60 26	260 10.00		
SGPI: SEM-I: 6.50 ; SEM-II: 6.80 ; SEM-III: 6.27 ; SEM-IV: 8.26 ; SEM-V: 7.63 ; SEM-VI: 7.65 ; SEM-VII: 8.50 ; CGPI: 7.69 @0.06												
CREDITS: SEM-I: 27 ; SEM-II: 27 ; SEM-III: 26 ; SEM-IV: 27 ; SEM-V: 27 ; SEM-VI: 26 ; SEM-VII: 26												
MARKS: SEM-I:432/750; SEM-II:466/750; SEM-III:440/750; SEM-IV:551/750; SEM-V:516/750; SEM-VI:519/750; SEM-VII:558/750; TOTAL: 4154/6000 (69.23%)												

01.	CSC801	HUMAN MACHINE INTERACTION			02.	CSC802	DISTRIBUTED COMPUTING			04.	CSDL08012	NATURAL LANG. PROCESSING
13.	ILO8028	DIGITAL BUSINESS MGMT.			15.	CSL801	HUMAN MACHINE INTER. LAB			16.	CSL802	DISTRIBUTED COMPUTING LAB
17.	CSL803	CLOUD COMPUTING LAB.			18.	CSL804	COMPUTATIONAL LAB-II			19.	CSP805	MAJOR PROJECT-II

7283418 ADE CHETAN MADHUKAR MAMTA												
70	77	74	80	23	20	46	43	46				
17	16	19	19	24	24	23	22	45	P		688	
87	93	93	99	47	44	69	65	91				
4 0 10	40 4 0 10	40 4 0 10	40 3 0 10	30 1 0 10	10 1 0 10	10 2 0 10	20 1 0 10	10 6 0 10	60 26	260 10.00		
SGPI: SEM-I: 8.22 ; SEM-II: 8.44 ; SEM-III: 9.54 ; SEM-IV: 9.21 ; SEM-V: 9.11 ; SEM-VI: 8.56 ; SEM-VII: 8.65 ; CGPI: 8.96												
CREDITS: SEM-I: 27 ; SEM-II: 27 ; SEM-III: 26 ; SEM-IV: 27 ; SEM-V: 27 ; SEM-VI: 26 ; SEM-VII: 26												
MARKS: SEM-I:563/750; SEM-II:561/750; SEM-III:642/750; SEM-IV:610/750; SEM-V:602/750; SEM-VI:572/750; SEM-VII:593/750; TOTAL: 4831/6000 (80.52%)												

/- FEMALE, #- 0.229, @- 0.5042/0.5043, *- 0.5045, \$- Carried Forward Grade, -- Dyslexia, A/ABS- Absent, F- Fails, P- Passes												
RR- Reserved, RLE- Reserve for Lower Examination, RPV- Provisional, RCC- 0.5050, ADC- Admission Cancelled												
G:Grade, GP:Grade Point, C:Credits, âC:Sum of Credit Points, âCG:Sum of Product of Credits & Grades												
SGPI:Semester Grade Performance Index = âCG/âC, CGPI:Cumulative Grade Performance Index												
% Marks : 80 and Above 75-79.99 70-74.99 60-69.99 50-59.99 45-49.99 40-44.99 Less Than 40												
Grade / Gr. Pt. : 0 / 10 A / 9 B / 8 C / 7 D / 6 E / 5 P / 4 F / 0												

Principal

S.I.E.S. GRADUATE SCHOOL OF TECHNOLOGY
PLOT 1C/L/1, SIR CHANDRASEKARENDRA SARASWATHY VIDYAPURAM
SECTOR-4, WERULI, NAVI MUMBAI - 400 705.

OFFICE REGISTER FOR THE B.E. (COMPUTER ENGINEERING) (SEM VIII) (CHOICE BASED) EXAMINATION HELD IN OCTOBER 2020

RESULT DATE :- NOVEMBER 13, 2020

COLLEGE/CENTRE NAME:690:SIES

SEAT_NO	NAME									TOTAL MARKS													
<Course-I>	<Course-II>	<Course-III>	<Course-IV>	<Course-V>	<Course-VI>	<Course-VII>	<Course-VIII>	<Course-IX>															
Th(80/32)	Th(80/32)	Th(80/32)	Th(80/32)	Tw(25/10)	Tw(25/10)	Tw(50/20)	Tw(50/20)	Tw(50/20)															
In(20/08)	In(20/08)	In(20/08)	In(20/08)	Or(25/10)	Or(25/10)	Or/Pr(25/10)	Or/Pr(25/10)	Or/Pr(50/20)	RESULT	REMARK	OUT OF 750												
Total	Total	Total	Total	Total	Total	Total	Total	Total															
C G GP C*G	C G GP C*G	C G GP C*G	C G GP C*G	C G GP C*G	C G GP C*G	C G GP C*G	C G GP C*G	C G GP C*G	ãC	ãCG	SGPI												
01. CSC801	HUMAN MACHINE INTERACTION			02. CSC802	DISTRIBUTED COMPUTING			04. CSDL08012	NATURAL LANG. PROCESSING														
13. ILO8028	DIGITAL BUSINESS MGMT.			15. CSL801	HUMAN MACHINE INTER. LAB			16. CSL802	DISTRIBUTED COMPUTING LAB														
17. CSL803	CLOUD COMPUTING LAB.			18. CSL804	COMPUTATIONAL LAB-II			19. CSP805	MAJOR PROJECT-II														
7283419 ARVINDRAJ THANGARAJ ANBARASI																							
67	77	74	80	24	23	44	40	45															
16	16	18	20	20	21	22	22	46	P		675												
83	93	92	100	44	44	66	62	91															
4 O 10	4 O 10	4 O 10	4 O 10	3 O 10	3 O 10	1 O 10	1 O 10	2 O 10	1 O 10	1 O 10	6 O 10	6 O 10	6 O 10	6 O 10	6 O 10	6 O 10	6 O 10	6 O 10	6 O 10	6 O 10	6 O 10	6 O 10	6 O 10
SGPI: SEM-I: 7.04 ; SEM-II: 7.33 ; SEM-III: 7.54 ; SEM-IV: 8.11 ; SEM-V: 7.11 ; SEM-VI: 7.50 ; SEM-VII: 7.04 ; CGPI: 7.70 @0.05																							
CREDITS: SEM-I: 27 ; SEM-II: 27 ; SEM-III: 26 ; SEM-IV: 27 ; SEM-V: 27 ; SEM-VI: 26 ; SEM-VII: 26																							
MARKS: SEM-I:504/750; SEM-II:504/750; SEM-III:544/750; SEM-IV:556/750; SEM-V:484/750; SEM-VI:521/750; SEM-VII:497/750; TOTAL: 4285/6000 (71.42%)																							
7283420 /AVANTIKA MAHALINGAM RANICHTRA																							
74	77	67	80	24	23	44	40	46															
16	17	17	19	24	23	22	21	45	P		679												
90	94	84	99	48	46	66	61	91															
4 O 10	4 O 10	4 O 10	4 O 10	3 O 10	3 O 10	1 O 10	1 O 10	2 O 10	1 O 10	1 O 10	6 O 10	6 O 10	6 O 10	6 O 10	6 O 10	6 O 10	6 O 10	6 O 10	6 O 10	6 O 10	6 O 10	6 O 10	
SGPI: SEM-I: 7.48 ; SEM-II: 8.15 ; SEM-III: 8.50 ; SEM-IV: 8.89 ; SEM-V: 8.30 ; SEM-VI: 8.92 ; SEM-VII: 9.08 ; CGPI: 8.66																							
CREDITS: SEM-I: 27 ; SEM-II: 27 ; SEM-III: 26 ; SEM-IV: 27 ; SEM-V: 27 ; SEM-VI: 26 ; SEM-VII: 26																							
MARKS: SEM-I:502/750; SEM-II:564/750; SEM-III:582/750; SEM-IV:582/750; SEM-V:559/750; SEM-VI:596/750; SEM-VII:605/750; TOTAL: 4669/6000 (77.82%)																							
7283421 /BALASUBRAMANIAN ROSHNI JYOTHI																							
80	77	70	80	24	22	45	48	45															
18	19	19	20	24	23	22	23	47	P		706												
98	96	89	100	48	45	67	71	92															
4 O 10	4 O 10	4 O 10	4 O 10	3 O 10	3 O 10	1 O 10	1 O 10	2 O 10	1 O 10	1 O 10	6 O 10	6 O 10	6 O 10	6 O 10	6 O 10	6 O 10	6 O 10	6 O 10	6 O 10	6 O 10	6 O 10	6 O 10	
SGPI: SEM-I: 7.81 ; SEM-II: 8.48 ; SEM-III: 8.92 ; SEM-IV: 9.36 ; SEM-V: 8.37 ; SEM-VI: 8.41 ; SEM-VII: 8.73 ; CGPI: 8.76																							
CREDITS: SEM-I: 27 ; SEM-II: 27 ; SEM-III: 26 ; SEM-IV: 27 ; SEM-V: 27 ; SEM-VI: 26 ; SEM-VII: 26																							
MARKS: SEM-I:537/750; SEM-II:592/750; SEM-III:614/750; SEM-IV:594/750; SEM-V:569/750; SEM-VI:579/750; SEM-VII:587/750; TOTAL: 4778/6000 (79.63%)																							
/- FEMALE, #- 0.229, @- 0.5042/0.5043, *- 0.5045, \$- Carried Forward Grade, -- Dyslexia, A/ABS- Absent, F- Fails, P- Passes																							
RR- Reserved, RLE- Reserve for Lower Examination, RPV- Provisional, RCC- 0.5050, ADC- Admission Cancelled																							
G:Grade, GP:Grade Point, C:Credits, ãC:Sum of Credit Points, ãCG:Sum of Product of Credits & Grades																							
SGPI:Semester Grade Performance Index = ãCG/ãC, CGPI:Cumulative Grade Performance Index																							
% Marks : 80 and Above 75-79.99 70-74.99 60-69.99 50-59.99 45-49.99 40-44.99 Less Than 40																							
Grade / Gr. Pt. : 0 / 10 A / 9 B / 8 C / 7 D / 6 E / 5 P / 4 F / 0																							

Principal

S.I.E.S. GRADUATE SCHOOL OF TECHNOLOGY
PLOT 1C/1/3, SIR CHANDRASEKARENDRA SARASWATHY VIDYAPURAM
SECTOR-V, WERUL, NAVI MUMBAI - 400 706.

SEAT_NO	NAME	<Course-I>	<Course-II>	<Course-III>	<Course-IV>	<Course-V>	<Course-VI>	<Course-VII>	<Course-VIII>	<Course-IX>	TOTAL MARKS
		Th(80/32)	Th(80/32)	Th(80/32)	Th(80/32)	Tw(25/10)	Tw(25/10)	Tw(50/20)	Tw(50/20)	Tw(50/20)	OUT OF 750
		In(20/08)	In(20/08)	In(20/08)	In(20/08)	Or(25/10)	Or(25/10)	Or/Pr(25/10)	Or/Pr(25/10)	Or/Pr(50/20)	RESULT REMARK
		Total	Total	Total	Total	Total	Total	Total	Total	Total	àC àCG SGPI
		C G GP C*G	C G GP C*G	C G GP C*G	C G GP C*G	C G GP C*G	C G GP C*G	C G GP C*G	C G GP C*G	C G GP C*G	

01. CSC801 HUMAN MACHINE INTERACTION 02. CSC802 DISTRIBUTED COMPUTING 04. CSDLO8012 NATURAL LANG. PROCESSING
 13. ILO8028 DIGITAL BUSINESS MGMT. 15. CSL801 HUMAN MACHINE INTER. LAB 16. CSL802 DISTRIBUTED COMPUTING LAB
 17. CSL803 CLOUD COMPUTING LAB. 18. CSL804 COMPUTATIONAL LAB-II 19. CSP805 MAJOR PROJECT-II

7283422 /BHAGIT DARSHANA MOHAN RANJANA

70	77	74	80	24	23	44	40	43		
16	16	19	20	24	22	20	21	43	P	676
86	93	93	100	48	45	64	61	86		
4 0 10	40 4 0 10	40 4 0 10	40 3 0 10	30 1 0 10	10 1 0 10	10 2 0 10	20 1 0 10	10 6 0 10	60 26	260 10.00

SGPI: SEM-I: 8.74 ; SEM-II: 9.22 ; SEM-III: 9.23 ; SEM-IV: 9.54 ; SEM-V: 9.15 ; SEM-VI: 9.14 ; SEM-VII: 9.15 ; CGPI: 9.27
 CREDITS: SEM-I: 27 ; SEM-II: 27 ; SEM-III: 26 ; SEM-IV: 27 ; SEM-V: 27 ; SEM-VI: 26 ; SEM-VII: 26
 MARKS: SEM-I:605/750; SEM-II:609/750; SEM-III:624/750; SEM-IV:623/750; SEM-V:589/750; SEM-VI:589/750; SEM-VII:588/750; TOTAL: 4903/6000 (81.72%)

7283423 BHANUSHALI VIVEK NARENDRA LAXMI

70	77	70	80	21	23	43	39	46		
15	16	17	16	22	21	21	21	46	P	664
85	93	87	96	43	44	64	60	92		
4 0 10	40 4 0 10	40 4 0 10	40 3 0 10	30 1 0 10	10 1 0 10	10 2 0 10	20 1 0 10	10 6 0 10	60 26	260 10.00

SGPI: SEM-I: 8.48 ; SEM-II: 8.59 ; SEM-III: 8.92 ; SEM-IV: 9.30 ; SEM-V: 8.11 ; SEM-VI: 8.04 ; SEM-VII: 8.62 ; CGPI: 8.75
 CREDITS: SEM-I: 27 ; SEM-II: 27 ; SEM-III: 26 ; SEM-IV: 27 ; SEM-V: 27 ; SEM-VI: 26 ; SEM-VII: 26
 MARKS: SEM-I:571/750; SEM-II:579/750; SEM-III:600/750; SEM-IV:609/750; SEM-V:547/750; SEM-VI:544/750; SEM-VII:574/750; TOTAL: 4688/6000 (78.13%)

7283424 BRID ROHAN SUMANT SUCHITA

70	77	67	80	23	20	43	42	45		
17	14	16	16	22	21	21	20	44	P	658
87	91	83	96	45	41	64	62	89		
4 0 10	40 4 0 10	40 4 0 10	40 3 0 10	30 1 0 10	10 1 0 10	10 2 0 10	20 1 0 10	10 6 0 10	60 26	260 10.00

SGPI: SEM-I: 7.28 ; SEM-II: 6.63 ; SEM-III: 7.73 ; SEM-IV: 7.30 ; SEM-V: 6.41 ; SEM-VI: 6.77 ; SEM-VII: 7.23 ; CGPI: 7.41
 CREDITS: SEM-I: 27 ; SEM-II: 27 ; SEM-III: 26 ; SEM-IV: 27 ; SEM-V: 27 ; SEM-VI: 26 ; SEM-VII: 26
 MARKS: SEM-I:493/750; SEM-II:459/750; SEM-III:532/750; SEM-IV:497/750; SEM-V:462/750; SEM-VI:481/750; SEM-VII:508/750; TOTAL: 4090/6000 (68.17%)

/- FEMALE, #- 0.229, @- 0.5042/0.5043, *- 0.5045, \$- Carried Forward Grade, -- Dyslexia, A/AES- Absent, F- Fails, P- Passes
 RR- Reserved, RLE- Reserve for Lower Examination, RPV- Provisional, RCC- 0.5050, ADC- Admission Cancelled
 G:Grade, GP:Grade Point, C:Credits, àC:Sum of Credit Points, àCG:Sum of Product of Credits & Grades
 SGPI:Semester Grade Performance Index = àCG/àC, CGPI:Cumulative Grade Performance Index
 † Marks : 80 and Above 75-79.99 70-74.99 60-69.99 50-59.99 45-49.99 40-44.99 Less Than 40
 Grade / Gr. Pt. : O / 10 A / 9 B / 8 C / 7 D / 6 E / 5 P / 4 F / 0

Principal
 SIES Graduate School of Technology
 Plot 10A/E, Sir Chandrasekarendra Saraswathy Vidyapuram
 Sector-4, Merul, Navi Mumbai - 400 706

SEAT_NO	NAME	<Course-I>	<Course-II>	<Course-III>	<Course-IV>	<Course-V>	<Course-VI>	<Course-VII>	<Course-VIII>	<Course-IX>	TOTAL MARKS
		Th(80/32)	Th(80/32)	Th(80/32)	Th(80/32)	Tw(25/10)	Tw(25/10)	Tw(50/20)	Tw(50/20)	Tw(50/20)	OUT OF 750
		In(20/08)	In(20/08)	In(20/08)	In(20/08)	Or(25/10)	Or(25/10)	Or/Pr(25/10)	Or/Pr(25/10)	Or/Pr(50/20)	RESULT REMARK
		Total	Total	Total	Total	Total	Total	Total	Total	Total	
		C G GP C*G	C G GP C*G	C G GP C*G	C G GP C*G	C G GP C*G	C G GP C*G	C G GP C*G	C G GP C*G	C G GP C*G	âC âCG SGPI

01. CSC801	HUMAN MACHINE INTERACTION	02. CSC802	DISTRIBUTED COMPUTING	04. CSDL08012	NATURAL LANG. PROCESSING
13. ILO8028	DIGITAL BUSINESS MGMT.	15. CSL801	HUMAN MACHINE INTER. LAB	16. CSL802	DISTRIBUTED COMPUTING LAB
17. CSL803	CLOUD COMPUTING LAB.	18. CSL804	COMPUTATIONAL LAB-II	19. CSP805	MAJOR PROJECT-II

7283425 /CHAURASIA NEELAM MOHAN GEETA

67	77	70	80	24	23	43	39	42													
15	16	18	18	22	22	21	20	44	F		661										
82	93	88	98	46	45	64	59	86													
4 O 10	40	4 O 10	40	4 O 10	40	3 O 10	30	1 O 10	10	1 O 10	10	2 O 10	20	1 A	9	9	6 O 10	60	26	259	9.96

SGPI: SEM-I: 7.07 ; SEM-II: 7.74 ; SEM-III: 8.46 ; SEM-IV: 8.81 ; SEM-V: 7.96 ; SEM-VI: 8.00 ; SEM-VII: 8.15 ; CGPI: 8.26
 CREDITS: SEM-I: 27 ; SEM-II: 27 ; SEM-III: 26 ; SEM-IV: 27 ; SEM-V: 27 ; SEM-VI: 26 ; SEM-VII: 26
 MARKS: SEM-I:496/750; SEM-II:520/750; SEM-III:566/750; SEM-IV:573/750; SEM-V:530/750; SEM-VI:538/750; SEM-VII:547/750; TOTAL: 4431/6000 (73.85%)

7283426 CHIDIRALA SAIJAYANTH MOHANPRAKASH USHA

70	74	67	77	24	23	46	43	46												
17	14	18	19	23	21	22	23	45	P		672									
87	88	85	96	47	44	68	66	91												
4 O 10	40	4 O 10	40	4 O 10	40	3 O 10	30	1 O 10	10	1 O 10	10	2 O 10	20	1 O 10	10	6 O 10	60	26	260	10.00

SGPI: SEM-I: 8.48 ; SEM-II: 9.33 ; SEM-III: 8.46 ; SEM-IV: 8.73 ; SEM-V: 8.22 ; SEM-VI: 8.14 ; SEM-VII: 8.69 ; CGPI: 8.76
 CREDITS: SEM-I: 27 ; SEM-II: 27 ; SEM-III: 26 ; SEM-IV: 27 ; SEM-V: 27 ; SEM-VI: 26 ; SEM-VII: 26
 MARKS: SEM-I:554/750; SEM-II:613/750; SEM-III:584/750; SEM-IV:570/750; SEM-V:573/750; SEM-VI:544/750; SEM-VII:580/750; TOTAL: 4690/6000 (78.17%)

7283427 /DESHMUKH SNEHAL JITENDRA ASMITA

67	74	67	80	24	23	44	42	47												
16	15	17	19	22	21	20	22	44	P		664									
83	89	84	99	46	44	64	64	91												
4 O 10	40	4 O 10	40	4 O 10	40	3 O 10	30	1 O 10	10	1 O 10	10	2 O 10	20	1 O 10	10	6 O 10	60	26	260	10.00

SGPI: SEM-I: 7.37 ; SEM-II: 7.70 ; SEM-III: 7.73 ; SEM-IV: 8.95 ; SEM-V: 7.26 ; SEM-VI: 7.64 ; SEM-VII: 7.81 ; CGPI: 8.05
 CREDITS: SEM-I: 27 ; SEM-II: 27 ; SEM-III: 26 ; SEM-IV: 27 ; SEM-V: 27 ; SEM-VI: 26 ; SEM-VII: 26
 MARKS: SEM-I:508/750; SEM-II:507/750; SEM-III:525/750; SEM-IV:573/750; SEM-V:503/750; SEM-VI:514/750; SEM-VII:538/750; TOTAL: 4332/6000 (72.20%)

/- FEMALE, #- 0.229, @- 0.5042/0.5043, *- 0.5045, \$- Carried Forward Grade, -- Dyslexia, A/ABS- Absent, F- Fails, P- Passes
 RR- Reserved, RLE- Reserve for Lower Examination, RPV- Provisional, RCC- 0.5050, ADC- Admission Cancelled
 G:Grade, GP:Grade Point, C:Credits, âC:Sum of Credit Points, âCG:Sum of Product of Credits & Grades
 SGPI:Semester Grade Performance Index = âCG/âC, CGPI:Cumulative Grade Performance Index
 % Marks : 80 and Above 75-79.99 70-74.99 60-69.99 50-59.99 45-49.99 40-44.99 Less Than 40
 Grade / Gr. Pt. : O / 10 A / 9 B / 8 C / 7 D / 6 E / 5 P / 4 F / 0

Principal
 S.I.E.S. GRADUATE SCHOOL OF TECHNOLOGY
 PLOT 1C/D/E, SIR CHANDRASEKARENDRA SARASWATHY VIDYAPURAM
 SECTOR-4, ANSOLI, NAVI MUMBAI - 400 706.

SEAT NO	NAME												TOTAL MARKS			
	<Course-I>	<Course-II>	<Course-III>	<Course-IV>	<Course-V>	<Course-VI>	<Course-VII>	<Course-VIII>	<Course-IX>		RESULT	REMARK	OUT OF 750			
	Th(80/32)	Th(80/32)	Th(80/32)	Th(80/32)	Tw(25/10)	Tw(25/10)	Tw(50/20)	Tw(50/20)	Tw(50/20)							
	In(20/08)	In(20/08)	In(20/08)	In(20/08)	Or(25/10)	Or(25/10)	Or/Pr(25/10)	Or/Pr(25/10)	Or/Pr(50/20)							
	Total	Total	Total	Total	Total	Total	Total	Total	Total							
	C G GP C*G	C G GP C*G	C G GP C*G	C G GP C*G	C G GP C*G	C G GP C*G	C G GP C*G	C G GP C*G	C G GP C*G							
01. CSC801	HUMAN MACHINE INTERACTION			02. CSC802	DISTRIBUTED COMPUTING			04. CSDL08012	NATURAL LANG. PROCESSING							
13. ILO8028	DIGITAL BUSINESS MGMT.			15. CSL801	HUMAN MACHINE INTER. LAB			16. CSL802	DISTRIBUTED COMPUTING LAB							
17. CSL803	CLOUD COMPUTING LAB.			18. CSL804	COMPUTATIONAL LAB-II			19. CSP805	MAJOR PROJECT-II							
7283428 DHANE UTKARSH BAPUSAHEB SUNITA																
67	77	67	80	20	21	43	35	42								
14	15	16	18	21	23	19	18	43			P		639			
81	92	83	98	41	44	62	53	85								
4 O 10	40	4 O 10	40	4 O 10	40	3 O 10	30	1 O 10	10	1 O 10	10	2 O 10	20	1 B 8	8 6 O 10 60 26 258 9.92	
SGPI: SEM-I: 7.52 ; SEM-II: 7.20 ; SEM-III: 6.81 ; SEM-IV: 7.37 ; SEM-V: 6.30 ; SEM-VI: 6.85 ; SEM-VII: 6.81 ; CGPI: 7.34																
CREDITS: SEM-I: 27 ; SEM-II: 27 ; SEM-III: 26 ; SEM-IV: 27 ; SEM-V: 27 ; SEM-VI: 26 ; SEM-VII: 26																
MARKS: SEM-I:507/750; SEM-II:479/750; SEM-III:471/750; SEM-IV:495/750; SEM-V:442/750; SEM-VI:480/750; SEM-VII:474/750; TOTAL: 3987/6000 (66.45%)																
7283429 DUBULE JANHAVI GORAKHNATH JAYSHREE																
74	77	74	80	23	22	45	42	45								
18	14	19	19	23	24	22	22	45			P		688			
92	91	93	99	46	46	67	64	90								
4 O 10	40	4 O 10	40	4 O 10	40	3 O 10	30	1 O 10	10	1 O 10	10	2 O 10	20	1 O 10	10 6 O 10 60 26 260 10.00	
SGPI: SEM-I: 8.93 ; SEM-II: 8.67 ; SEM-III: 8.50 ; SEM-IV: 9.17 ; SEM-V: 7.37 ; SEM-VI: 7.75 ; SEM-VII: 8.54 ; CGPI: 8.61																
CREDITS: SEM-I: 27 ; SEM-II: 27 ; SEM-III: 26 ; SEM-IV: 27 ; SEM-V: 27 ; SEM-VI: 26 ; SEM-VII: 26																
MARKS: SEM-I:600/750; SEM-II:583/750; SEM-III:576/750; SEM-IV:592/750; SEM-V:506/750; SEM-VI:532/750; SEM-VII:583/750; TOTAL: 4660/6000 (77.67%)																
7283430 G SAIPRASAD G RA MEENAKSHI																
70	67	70	80	24	23	46	48	48								
18	20	19	20	23	24	23	23	47			P		693			
88	87	89	100	47	47	69	71	95								
4 O 10	40	4 O 10	40	4 O 10	40	3 O 10	30	1 O 10	10	1 O 10	10	2 O 10	20	1 O 10	10 6 O 10 60 26 260 10.00	
SGPI: SEM-I: 7.63 ; SEM-II: 8.00 ; SEM-III: 9.08 ; SEM-IV: 9.56 ; SEM-V: 8.67 ; SEM-VI: 8.46 ; SEM-VII: 8.88 ; CGPI: 8.78																
CREDITS: SEM-I: 27 ; SEM-II: 27 ; SEM-III: 26 ; SEM-IV: 27 ; SEM-V: 27 ; SEM-VI: 26 ; SEM-VII: 26																
MARKS: SEM-I:538/750; SEM-II:558/750; SEM-III:622/750; SEM-IV:645/750; SEM-V:573/750; SEM-VI:577/750; SEM-VII:600/750; TOTAL: 4806/6000 (80.10%)																
/- FEMALE, #- 0.229, @- 0.5042/0.5043, *- 0.5045, \$- Carried Forward Grade, -- Dyslexia, A/ABS- Absent, F- Fails, P- Passes																
RR- Reserved, RLE- Reserve for Lower Examination, RPV- Provisional, RCC- 0.5050, ADC- Admission Cancelled																
G:Grade, GP:Grade Point, C:Credits, ãC:Sum of Credit Points, ãCG:Sum of Product of Credits & Grades																
SGPI:Semester Grade Performance Index = ãCG/ãC, CGPI:Cumulative Grade Performance Index																
 Marks : 80 and Above 75-79.99 70-74.99 60-69.99 50-59.99 45-49.99 40-44.99 Less Than 40																
Grade / Gr. Pt. : O / 10 A / 9 B / 8 C / 7 D / 6 E / 5 P / 4 F / 0																



Principal
S.I.E.S. GRADUATE SCHOOL OF TECHNOLOGY
PLOT 1C/A/5, SIR CHANDRASEKARENDRA SARASWATHY VIDYAPURAM
SECTOR-K, WERUL, NAVI MUMBAI - 400 706.

SEAT NO	NAME	<Course-I>	<Course-II>	<Course-III>	<Course-IV>	<Course-V>	<Course-VI>	<Course-VII>	<Course-VIII>	<Course-IX>	RESULT	REMARK	TOTAL MARKS
		Th(80/32)	Th(80/32)	Th(80/32)	Th(80/32)	Tw(25/10)	Tw(25/10)	Tw(50/20)	Tw(50/20)	Tw(50/20)			OUT OF 750
		In(20/08)	In(20/08)	In(20/08)	In(20/08)	Or(25/10)	Or(25/10)	Or/Pr(25/10)	Or/Pr(25/10)	Or/Pr(50/20)			
		Total	Total	Total	Total	Total	Total	Total	Total	Total			
		C G GP C*G	C G GP C*G	C G GP C*G	C G GP C*G	C G GP C*G	C G GP C*G	C G GP C*G	C G GP C*G	C G GP C*G	âC	âCG	SGPI
01.	CSC801	HUMAN MACHINE INTERACTION			02.	CSC802	DISTRIBUTED COMPUTING			04.	CSDL08012	NATURAL LANG. PROCESSING	
13.	ILO8028	DIGITAL BUSINESS MGMT.			15.	CSL801	HUMAN MACHINE INTER. LAB			16.	CSL802	DISTRIBUTED COMPUTING LAB	
17.	CSL803	CLOUD COMPUTING LAB.			18.	CSL804	COMPUTATIONAL LAB-II			19.	CSP805	MAJOR PROJECT-II	
7283431 /GAYATRI KRISHNAMOORTHY													
		70	77	74	80	23	20	44	40	46			
		18	17	16	19	23	24	20	22	46	P		679
		88	94	90	99	46	44	64	62	92			
		4 0 10	4 0 10	4 0 10	4 0 10	3 0 10	3 0 10	1 0 10	1 0 10	2 0 10	2 0 10	1 0 10	10 0 0
		SGPI: SEM-I: 7.67 ; SEM-II: 8.35 ; SEM-III: 7.85 ; SEM-IV: 9.63 ; SEM-V: 8.96 ; SEM-VI: 8.92 ; SEM-VII: 8.54 ; CGPI: 8.74											
		CREDITS: SEM-I: 27 ; SEM-II: 27 ; SEM-III: 26 ; SEM-IV: 27 ; SEM-V: 27 ; SEM-VI: 26 ; SEM-VII: 26											
		MARKS: SEM-I:507/750; SEM-II:557/750; SEM-III:548/750; SEM-IV:627/750; SEM-V:578/750; SEM-VI:584/750; SEM-VII:567/750; TOTAL: 4647/6000 (77.45%)											
7283432 GHAR SHANTANU DYANOBA SANGEETA													
		74	77	77	80	23	20	44	39	47			
		17	15	16	18	24	23	22	21	48	P		685
		91	92	93	98	47	43	66	60	95			
		4 0 10	4 0 10	4 0 10	4 0 10	3 0 10	3 0 10	1 0 10	1 0 10	2 0 10	2 0 10	1 0 10	10 0 0
		SGPI: SEM-I: 7.11 ; SEM-II: 8.22 ; SEM-III: 6.50 ; SEM-IV: 7.44 ; SEM-V: 7.63 ; SEM-VI: 7.35 ; SEM-VII: 7.81 ; CGPI: 7.75											
		CREDITS: SEM-I: 27 ; SEM-II: 27 ; SEM-III: 26 ; SEM-IV: 27 ; SEM-V: 27 ; SEM-VI: 26 ; SEM-VII: 26											
		MARKS: SEM-I:490/750; SEM-II:542/750; SEM-III:489/750; SEM-IV:514/750; SEM-V:518/750; SEM-VI:517/750; SEM-VII:525/750; TOTAL: 4280/6000 (71.33%)											
7283433 /GOLLAPALLI SAI APURVA VIJAYA VANI													
		67	77	77	80	23	24	46	47	48			
		19	16	20	18	22	23	23	22	48	P		700
		86	93	97	98	45	47	69	69	96			
		4 0 10	4 0 10	4 0 10	4 0 10	3 0 10	3 0 10	1 0 10	1 0 10	2 0 10	2 0 10	1 0 10	10 0 0
		SGPI: SEM-I: 9.07 ; SEM-II: 9.37 ; SEM-III: 8.62 ; SEM-IV:10.00 ; SEM-V: 9.26 ; SEM-VI: 9.18 ; SEM-VII: 9.38 ; CGPI: 9.36											
		CREDITS: SEM-I: 27 ; SEM-II: 27 ; SEM-III: 26 ; SEM-IV: 27 ; SEM-V: 27 ; SEM-VI: 26 ; SEM-VII: 26											
		MARKS: SEM-I:630/750; SEM-II:628/750; SEM-III:591/750; SEM-IV:630/750; SEM-V:608/750; SEM-VI:600/750; SEM-VII:622/750; TOTAL: 5009/6000 (83.48%)											
/- FEMALE, #- 0.229, @- 0.5042/0.5043, *- 0.5045, \$- Carried Forward Grade, -- Dyslexia, A/ABS- Absent, F- Fails, P- Passes													
RR- Reserved, RLE- Reserve for Lower Examination, RPV- Provisional, RCC- 0.5050, ADC- Admission Cancelled													
G:Grade, GP:Grade Point, C:Credits, âC:Sum of Credit Points, âCG:Sum of Product of Credits & Grades													
SGPI:Semester Grade Performance Index = âCG/âC, CGPI:Cumulative Grade Performance Index													
% Marks : 80 and Above 75-79.99 70-74.99 60-69.99 50-59.99 45-49.99 40-44.99 Less Than 40													
Grade / Gr. Pt. : 0 / 10 A / 9 B / 8 C / 7 D / 6 E / 5 P / 4 F / 0													

Principal
S.I.E.S. GRADUATE SCHOOL OF TECHNOLOGY
PLOT 1C/1/E, SIR CHANDRASEKARENDRA SARASWATHY VIDYAPURAM
SECTOR-V, WERUL, NAVI MUMBAI - 400 706

OFFICE REGISTER FOR THE B.E. (COMPUTER ENGINEERING) (SEM VIII) (CHOICE BASED) EXAMINATION HELD IN OCTOBER 2020

COLLEGE/CENTRE NAME: 690: SIES

RESULT DATE :- NOVEMBER 13, 2020

SEAT NO	NAME	<Course-I> Th(80/32) In(20/08) Total C G GP C*G	<Course-II> Th(80/32) In(20/08) Total C G GP C*G	<Course-III> Th(80/32) In(20/08) Total C G GP C*G	<Course-IV> Th(80/32) In(20/08) Total C G GP C*G	<Course-V> Tw(25/10) Or(25/10) Total C G GP C*G	<Course-VI> Tw(25/10) Or(25/10) Total C G GP C*G	<Course-VII> Tw(50/20) Or/Pr(25/10) Total C G GP C*G	<Course-VIII> Tw(50/20) Or/Pr(25/10) Total C G GP C*G	<Course-IX> Tw(50/20) Or/Pr(50/20) Total C G GP C*G	RESULT	REMARK	TOTAL MARKS OUT OF 750
01.	CSC801		HUMAN MACHINE INTERACTION		02. CSC802		DISTRIBUTED COMPUTING		04. CSDL08012		NATURAL LANG. PROCESSING		
13.	ILO8028		DIGITAL BUSINESS MGMT.		15. CSL801		HUMAN MACHINE INTER. LAB		16. CSL802		DISTRIBUTED COMPUTING LAB		
17.	CSL803		CLOUD COMPUTING LAB.		18. CSL804		COMPUTATIONAL LAB-II		19. CSP805		MAJOR PROJECT-II		
7283434	GURAV AADITYA SANJAY TANUJA	70	77	74	80	23	21	43	40	46			
		16	16	17	16	23	21	22	20	47	P		672
		86	93	91	96	46	42	65	60	93			
		4 0 10	40 4 0 10	40 4 0 10	40 3 0 10	30 1 0 10	10 1 0 10	10 2 0 10	20 1 0 10	10 6 0 10	60 26	260 10.00	
		SGPI: SEM-I: 7.65 ; SEM-II: 8.76 ; SEM-III: 7.50 ; SEM-IV: 8.89 ; SEM-V: 8.37 ; SEM-VI: 8.27 ; SEM-VII: 7.65 ; CGPI: 8.39											
		CREDITS: SEM-I: 27 ; SEM-II: 27 ; SEM-III: 26 ; SEM-IV: 27 ; SEM-V: 26 ; SEM-VI: 26 ; SEM-VII: 26											
		MARKS: SEM-I:521/750; SEM-II:574/750; SEM-III:531/750; SEM-IV:578/750; SEM-V:551/750; SEM-VI:554/750; SEM-VII:527/750; TOTAL: 4508/6000 (75.13%)											
7283435	GURUSWAMY PRIYAMURUGAN KALAISELVI	45	35	58	70	15	15	40	37	38			
		11	12	17	18	20	20	21	22	38	P		532
		56	47	75	88	35	35	61	59	76			
		4 D 6	24 4 E 5	20 4 A 9	36 3 0 10	30 1 B 8	8 1 B 8	8 2 0 10	20 1 A 9	9 6 A 9	54 26	209 8.04	
	(DIPLOMA STUDENT)	SGPI: SEM-III: 5.07 ; SEM-IV: 4.89 ; SEM-V: 5.81 ; SEM-VI: 5.73 ; SEM-VII: 7.04 ; CGPI: 6.07											
		CREDITS: SEM-III: 28 ; SEM-IV: 28 ; SEM-V: 27 ; SEM-VI: 26 ; SEM-VII: 26											
		MARKS: SEM-III:409/800; SEM-IV:393/825; SEM-V:397/750; SEM-VI:418/750; SEM-VII:481/750; TOTAL: 2630/4625 (56.86%)											
7283436	HANDE SUMEET SHASHIKANT SUVARNA	70	77	77	80	24	22	44	39	46			
		16	14	15	17	23	22	22	22	47	P		677
		86	91	92	97	47	44	66	61	93			
		4 0 10	40 4 0 10	40 4 0 10	40 3 0 10	30 1 0 10	10 1 0 10	10 2 0 10	20 1 0 10	10 6 0 10	60 26	260 10.00	
		SGPI: SEM-I: 7.89 ; SEM-II: 7.65 ; SEM-III: 7.00 ; SEM-IV: 8.26 ; SEM-V: 6.89 ; SEM-VI: 7.04 ; SEM-VII: 7.35 ; CGPI: 7.76											
		CREDITS: SEM-I: 27 ; SEM-II: 27 ; SEM-III: 26 ; SEM-IV: 27 ; SEM-V: 27 ; SEM-VI: 26 ; SEM-VII: 26											
		MARKS: SEM-I:528/750; SEM-II:522/750; SEM-III:492/750; SEM-IV:559/750; SEM-V:480/750; SEM-VI:506/750; SEM-VII:504/750; TOTAL: 4268/6000 (71.13%)											
/- FEMALE, #- 0.229, @- 0.5042/0.5043, *- 0.5045, \$- Carried Forward Grade, -- Dyslexia, A/ABS- Absent, F- Fails, P- Passes RR- Reserved, RLE- Reserve for Lower Examination, RPV- Provisional, RCC- 0.5050, ADC- Admission Cancelled G:Grade, GP:Grade Point, C:Credits, aC:Sum of Credit Points, aCG:Sum of Product of Credits & Grades SGPI:Semester Grade Performance Index = aCG/aC, CGPI:Cumulative Grade Performance Index % Marks : 80 and Above 75-79.99 70-74.99 60-69.99 50-59.99 45-49.99 40-44.99 Less Than 40 Grade / Gr. Pt. : O / 10 A / 9 B / 8 C / 7 D / 6 E / 5 F / 0													

Principal
 S.I.E.S. GRADUATE SCHOOL OF TECHNOLOGY
 PLOT 10/D/E, SIR CHANDRASEKARENDRA SARASWATHY VIDYAPURAM
 SECTOR-4, NEELI, NAVI MUMBAI - 400 706

SEAT_NO	NAME		<Course-I>	<Course-II>	<Course-III>	<Course-IV>	<Course-V>	<Course-VI>	<Course-VII>	<Course-VIII>	<Course-IX>	TOTAL MARKS
	Th(80/32)	Th(80/32)	Th(80/32)	Th(80/32)	Tw(25/10)	Tw(25/10)	Tw(50/20)	Tw(50/20)	Tw(50/20)	Tw(50/20)	Tw(50/20)	OUT OF 750
	In(20/08)	In(20/08)	In(20/08)	In(20/08)	Or(25/10)	Or(25/10)	Or/Pr(25/10)	Or/Pr(25/10)	Or/Pr(25/10)	Or/Pr(25/10)	Or/Pr(25/10)	RESULT REMARK
	Total	Total	Total	Total	Total	Total	Total	Total	Total	Total	Total	
	C G GP C*G	C G GP C*G	C G GP C*G	C G GP C*G	C G GP C*G	C G GP C*G	C G GP C*G	C G GP C*G	C G GP C*G	C G GP C*G	C G GP C*G	ãC ãCG SGPI

01. CSC801	HUMAN MACHINE INTERACTION			02. CSC802	DISTRIBUTED COMPUTING			04. CSDL08012	NATURAL LANG. PROCESSING		
13. ILO8028	DIGITAL BUSINESS MGMT.			15. CSL801	HUMAN MACHINE INTER. LAB			16. CSL802	DISTRIBUTED COMPUTING LAB		
17. CSL803	CLOUD COMPUTING LAB.			18. CSL804	COMPUTATIONAL LAB-II			19. CSP805	MAJOR PROJECT-II		

7283437 /HEGDE KAVITA JAGADISH SUDHA

77	77	74	80	24	22	45	42	47				
18	16	17	18	23	22	23	23	48	P			696
95	93	91	98	47	44	68	65	95				
4 0 10	40 4 0 10	40 4 0 10	40 3 0 10	30 1 0 10	10 1 0 10	10 1 0 10	10 2 0 10	20 1 0 10	10 6 0 10	60 26	260 10.00	

SGPI: SEM-I: 7.00 ; SEM-II: 7.41 ; SEM-III: 6.23 ; SEM-IV: 7.73 ; SEM-V: 7.33 ; SEM-VI: 7.33 ; SEM-VII: 7.46 ; CGPI: 7.56
 CREDITS: SEM-I: 27 ; SEM-II: 27 ; SEM-III: 26 ; SEM-IV: 27 ; SEM-V: 27 ; SEM-VI: 26 ; SEM-VII: 26
 MARKS: SEM-I:469/750; SEM-II:521/750; SEM-III:478/750; SEM-IV:523/750; SEM-V:506/750; SEM-VI:505/750; SEM-VII:506/750; TOTAL: 4204/6000 (70.07%)

7283438 INTI KUSHAL CHENNAKESAVULU NARSU

67	70	64	80	22	22	44	42	43				
13	12	12	18	21	24	21	21	44	P	RLE		640
80	82	76	98	43	46	65	63	87				
4 0 10	40 4 0 10	40 4 A 9 36	3 0 10	30 1 0 10	10 1 0 10	10 2 0 10	20 1 0 10	10 6 0 10	60 26	256 9.85		

SGPI: SEM-I: 7.11 ; SEM-II: 7.33 ; SEM-III: 6.69 ; SEM-IV: 6.80 ; SEM-V: -- ; SEM-VI: 5.23 ; SEM-VII: 6.69 ; CGPI: --
 CREDITS: SEM-I: 27 ; SEM-II: 27 ; SEM-III: 26 ; SEM-IV: 27 ; SEM-V: -- ; SEM-VI: 26 ; SEM-VII: 26
 MARKS: SEM-I:477/750; SEM-II:502/750; SEM-III:473/750; SEM-IV:451/750; SEM-V: -- ; SEM-VI:400/750; SEM-VII:472/750; TOTAL: --

7283439 /IYER APARNA KRISHNAN MEENA

67	77	70	80	20	18	42	37	48				
19	17	17	20	23	24	23	23	48	P			673
86	94	87	100	43	42	65	60	96				
4 0 10	40 4 0 10	40 4 0 10	40 3 0 10	30 1 0 10	10 1 0 10	10 2 0 10	20 1 0 10	10 6 0 10	60 26	260 10.00		

SGPI: SEM-I: 9.41 ; SEM-II: 9.39 ; SEM-III: 8.54 ; SEM-IV: 9.03 ; SEM-V: 8.67 ; SEM-VI: 9.14 ; SEM-VII: 9.58 ; CGPI: 9.22
 CREDITS: SEM-I: 27 ; SEM-II: 27 ; SEM-III: 26 ; SEM-IV: 27 ; SEM-V: 27 ; SEM-VI: 26 ; SEM-VII: 26
 MARKS: SEM-I:607/750; SEM-II:600/750; SEM-III:576/750; SEM-IV:574/750; SEM-V:565/750; SEM-VI:588/750; SEM-VII:625/750; TOTAL: 4908/6000 (80.13%)

/- FEMALE, #- 0.229, @- 0.5042/0.5043, *- 0.5045, \$- Carried Forward Grade, -- Dyslexia, A/ABS- Absent, F- Fails, P- Passes
 RR- Reserved, RLE- Reserve for Lower Examination, RPV- Provisional, RCC- 0.5050, ADC- Admission Cancelled
 G:Grade, GP:Grade Point, C:Credits, ãC:Sum of Credit Points, ãCG:Sum of Product of Credits & Grades
 SGPI:Semester Grade Performance Index = ãCG/ãC, CGPI:Cumulative Grade Performance Index
 % Marks : 80 and Above 75-79.99 70-74.99 60-69.99 50-59.99 45-49.99 40-44.99 Less Than 40
 Grade / Gr. Pt. : 0 / 10 A / 9 B / 8 C / 7 D / 6 E / 5 F / 4



Principal

S.I.E.S. GRADUATE SCHOOL OF TECHNOLOGY
 PLOT 1C/D/E, SIR CHANDRASEKARENDRA SARASWATHY VIDYAPURAM
 SECTOR-V, NEARUL, NAVI MUMBAI - 400 706.

SEAT NO	NAME	<Course-I>	<Course-II>	<Course-III>	<Course-IV>	<Course-V>	<Course-VI>	<Course-VII>	<Course-VIII>	<Course-IX>	TOTAL MARKS
		Th(80/32)	Th(80/32)	Th(80/32)	Th(80/32)	Tw(25/10)	Tw(25/10)	Tw(50/20)	Tw(50/20)	Tw(50/20)	OUT OF 750
		In(20/08)	In(20/08)	In(20/08)	In(20/08)	Or(25/10)	Or(25/10)	Or/Pr(25/10)	Or/Pr(25/10)	Or/Pr(50/20)	RESULT REMARK
		Total	Total	Total	Total	Total	Total	Total	Total	Total	
		C G GP C*G	C G GP C*G	C G GP C*G	C G GP C*G	C G GP C*G	C G GP C*G	C G GP C*G	C G GP C*G	C G GP C*G	ac acG SGPI

01. CSC801	HUMAN MACHINE INTERACTION	02. CSC802	DISTRIBUTED COMPUTING	04. CSDL08012	NATURAL LANG. PROCESSING
13. ILO8028	DIGITAL BUSINESS MGMT.	15. CSL801	HUMAN MACHINE INTER. LAB	16. CSL802	DISTRIBUTED COMPUTING LAB
17. CSL803	CLOUD COMPUTING LAB.	18. CSL804	COMPUTATIONAL LAB-II	19. CSP805	MAJOR PROJECT-II

7283440 IYER MAHADEVAN NARAYANAN VIJAYALAKSHMI

74	70	77	80	21	21	43	39	48			
15	17	16	17	22	23	20	22	48	P		673
89	87	93	97	43	44	63	61	96			
4 0 10	40 4 0 10	40 4 0 10	40 4 0 10	3 0 10	30 1 0 10	10 1 0 10	10 2 0 10	20 1 0 10	10 6 0 10	60 26	260 10.00
SGPI: SEM-I: 7.56 ; SEM-II: 7.72 ; SEM-III: 7.23 ; SEM-IV: 7.33 ; SEM-V: 7.11 ; SEM-VI: 7.73 ; SEM-VII: 8.12 ; CGPI: 7.84											
CREDITS: SEM-I: 27 ; SEM-II: 27 ; SEM-III: 26 ; SEM-IV: 27 ; SEM-V: 27 ; SEM-VI: 26 ; SEM-VII: 26											
MARKS: SEM-I:518/750; SEM-II:520/750; SEM-III:519/750; SEM-IV:490/750; SEM-V:496/750; SEM-VI:530/750; SEM-VII:539/750; TOTAL: 4285/6000 (71.42%)											

7283441 IYER RAKESH KUMAR CHITRA

67	74	74	80	20	17	40	34	40			
13	12	11	14	21	21	19	18	40	P		615
80	86	85	94	41	38	59	52	80			
4 0 10	40 4 0 10	40 4 0 10	40 3 0 10	30 1 0 10	10 1 A 9	9 2 A 9	18 1 C 7	7 6 0 10	60 26	254 9.77	
(DIPLOMA STUDENT) SGPI: SEM-III: 5.29 ; SEM-IV: 5.61 ; SEM-V: 5.38 ; SEM-VI: 6.21 ; SEM-VII: 6.46 ; CGPI: 6.44											
CREDITS: SEM-III: 28 ; SEM-IV: 28 ; SEM-V: 24 ; SEM-VI: 24 ; SEM-VII: 26											
MARKS: SEM-III:420/800; SEM-IV:436/825; SEM-V:388/725; SEM-VI:429/725; SEM-VII:441/750; TOTAL: 2729/4575 (59.65%)											

7283442 /IYER SHRADDHA THYAGARAJAN GAYATRI

70	77	70	80	20	19	43	37	48			
17	17	15	19	22	24	20	21	48	P		667
87	94	85	99	42	43	63	58	96			
4 0 10	40 4 0 10	40 4 0 10	40 3 0 10	30 1 0 10	10 1 0 10	10 2 0 10	20 1 A 9	9 6 0 10	60 26	259 9.96	
SGPI: SEM-I: 7.74 ; SEM-II: 8.59 ; SEM-III: 8.42 ; SEM-IV: 9.54 ; SEM-V: 8.37 ; SEM-VI: 8.62 ; SEM-VII: 8.73 ; CGPI: 8.74											
CREDITS: SEM-I: 27 ; SEM-II: 27 ; SEM-III: 26 ; SEM-IV: 27 ; SEM-V: 27 ; SEM-VI: 26 ; SEM-VII: 26											
MARKS: SEM-I:529/750; SEM-II:556/750; SEM-III:567/750; SEM-IV:600/750; SEM-V:558/750; SEM-VI:565/750; SEM-VII:575/750; TOTAL: 4617/6000 (76.95%)											

/- FEMALE, #- 0.229, @- 0.5042/0.5043, *- 0.5045, \$- Carried Forward Grade, -- Dyslexia, A/ABS- Absent, F- Fails, P- Passes
 RR- Reserved, RLE- Reserve for Lower Examination, RPV- Provisional, RCC- 0.5050, ADC- Admission Cancelled
 G:Grade, GP:Grade Point, C:Credits, &C:Sum of Credit Points, &CG:Sum of Product of Credits & Grades
 SGPI:Semester Grade Performance Index = &CG/&C, CGPI:Cumulative Grade Performance Index
 % Marks : 80 and Above 75-79.99 70-74.99 60-69.99 50-59.99 45-49.99 40-44.99 Less Than 40
 Grade / Gr. Pt. : 0 / 10 A / 9 B / 8 C / 7 D / 6 E / 5 P / 4 F / 0



Principal
 S.I.E.S. GRADUATE SCHOOL OF TECHNOLOGY
 PLOT 10A/E, SIR CHANDRASEKARENDRA SARASWATHY VIDYAPURAM
 SECTOR-4, REBEL, NAVI MUMBAI - 400 796.

SEAT_NO	NAME	<Course-I>	<Course-II>	<Course-III>	<Course-IV>	<Course-V>	<Course-VI>	<Course-VII>	<Course-VIII>	<Course-IX>	RESULT	REMARK	TOTAL MARKS
		Th(80/32)	Th(80/32)	Th(80/32)	Th(80/32)	Tw(25/10)	Tw(25/10)	Tw(50/20)	Tw(50/20)	Tw(50/20)			OUT OF 750
		In(20/08)	In(20/08)	In(20/08)	In(20/08)	Or(25/10)	Or(25/10)	Or/Pr(25/10)	Or/Pr(25/10)	Or/Pr(50/20)			
		Total	Total	Total	Total	Total	Total	Total	Total	Total			
		C G GP C*G	C G GP C*G	C G GP C*G	C G GP C*G	C G GP C*G	C G GP C*G	C G GP C*G	C G GP C*G	C G GP C*G	AC	ACG	SGPI

01. CSC801	HUMAN MACHINE INTERACTION	02. CSC802	DISTRIBUTED COMPUTING	04. CSDL08012	NATURAL LANG. PROCESSING
13. ILO8028	DIGITAL BUSINESS MGMT.	15. CSL801	HUMAN MACHINE INTER. LAB	16. CSL802	DISTRIBUTED COMPUTING LAB
17. CSL803	CLOUD COMPUTING LAB.	18. CSL804	COMPUTATIONAL LAB-II	19. CSP805	MAJOR PROJECT-II

7283443 /JAGTAP NEHA SHIVAJI SUNITA

70	77	70	80	23	23	46	47	47												
19	19	17	20	22	23	23	23	23	47	P			696							
89	96	87	100	45	46	69	70	94												
4 0 10	40	4 0 10	40	4 0 10	40	3 0 10	30	1 0 10	10	1 0 10	10	2 0 10	20	1 0 10	10	6 0 10	60	26	260	10.00

SGPI: SEM-I: 9.11 ; SEM-II: 9.39 ; SEM-III: 8.00 ; SEM-IV: 9.54 ; SEM-V: 8.67 ; SEM-VI: 9.02 ; SEM-VII: 9.62 ; CGPI: 9.17
 CREDITS: SEM-I: 27 ; SEM-II: 27 ; SEM-III: 26 ; SEM-IV: 27 ; SEM-V: 27 ; SEM-VI: 26 ; SEM-VII: 26
 MARKS: SEM-I:585/750; SEM-II:592/750; SEM-III:552/750; SEM-IV:599/750; SEM-V:582/750; SEM-VI:582/750; SEM-VII:625/750; TOTAL: 4813/6000 (80.22%)

7283444 JAJU SUYASH OMPRAKASH JYOTI

64	77	70	80	22	20	44	38	47												
15	15	16	17	22	23	20	20	20	47	P			657							
79	92	86	97	44	43	64	58	94												
4 A 9	36	4 0 10	40	4 0 10	40	3 0 10	30	1 0 10	10	1 0 10	10	2 0 10	20	1 A 9	9	6 0 10	60	26	255	9.81

SGPI: SEM-I: 6.48 ; SEM-II: 7.93 ; SEM-III: 6.77 ; SEM-IV: 7.52 ; SEM-V: 6.67 ; SEM-VI: 6.69 ; SEM-VII: 7.65 ; CGPI: 7.43
 CREDITS: SEM-I: 27 ; SEM-II: 27 ; SEM-III: 26 ; SEM-IV: 27 ; SEM-V: 27 ; SEM-VI: 26 ; SEM-VII: 26
 MARKS: SEM-I:451/750; SEM-II:536/750; SEM-III:490/750; SEM-IV:518/750; SEM-V:472/750; SEM-VI:464/750; SEM-VII:520/750; TOTAL: 4108/6000 (68.47%)

7283445 /KADU ADITI RAJESH JYOTSNA

64	77	74	80	23	20	43	38	45												
15	18	18	18	22	23	22	20	42		P			662							
79	95	92	98	45	43	65	58	87												
4 A 9	36	4 0 10	40	4 0 10	40	3 0 10	30	1 0 10	10	1 0 10	10	2 0 10	20	1 A 9	9	6 0 10	60	26	255	9.81

SGPI: SEM-I: 6.41 ; SEM-II: 6.56 ; SEM-III: 6.15 ; SEM-IV: 7.54 ; SEM-V: 6.81 ; SEM-VI: 7.45 ; SEM-VII: 7.69 ; CGPI: 7.29
 CREDITS: SEM-I: 27 ; SEM-II: 27 ; SEM-III: 26 ; SEM-IV: 27 ; SEM-V: 27 ; SEM-VI: 26 ; SEM-VII: 26
 MARKS: SEM-I:457/750; SEM-II:454/750; SEM-III:464/750; SEM-IV:513/750; SEM-V:469/750; SEM-VI:521/750; SEM-VII:517/750; TOTAL: 4057/6000 (67.62%)

/- FEMALE, #- 0.229, @- 0.5042/0.5043, *- 0.5045, \$- Carried Forward Grade, -- Dyslexia, A/ABS- Absent, F- Fails, P- Passes
 RR- Reserved, RLE- Reserve for Lower Examination, RPV- Provisional, RCC- 0.5050, ADC- Admission Cancelled
 G:Grade, GP:Grade Point, C:Credits, AC:Sum of Credit Points, ACG:Sum of Product of Credits & Grades
 SGPI:Semester Grade Performance Index = ACG/AC, CGPI:Cumulative Grade Performance Index
 % Marks : 80 and Above 75-79.99 70-74.99 60-69.99 50-59.99 45-49.99 40-44.99 Less Than 40
 Grade / Gr. Pt. : 0 / 10 A / 9 B / 8 C / 7 D / 6 E / 5 F / 0

Principal

S.I.E.S. GRADUATE SCHOOL OF TECHNOLOGY
 PLOT 1C/D/E, SIR CHANDRASEKARENDRA SARASWATHY VIDYAPURAM
 SECTOR-V, NERUL, NAVI MUMBAI - 400 706.

OFFICE REGISTER FOR THE B.E. (COMPUTER ENGINEERING) (SEM VIII) (CHOICE BASED) EXAMINATION HELD IN OCTOBER 2020
COLLEGE/CENTRE NAME:690:SIES

RESULT DATE :- NOVEMBER 13, 2020

SEAT_NO	NAME													TOTAL MARKS	
<Course-I>	<Course-II>	<Course-III>	<Course-IV>	<Course-V>	<Course-VI>	<Course-VII>	<Course-VIII>	<Course-IX>				RESULT	REMARK	OUT OF 750	
Th(80/32)	Th(80/32)	Th(80/32)	Th(80/32)	Tw(25/10)	Tw(25/10)	Tw(50/20)	Tw(50/20)	Tw(50/20)							
In(20/08)	In(20/08)	In(20/08)	In(20/08)	Or(25/10)	Or(25/10)	Or/Pr(25/10)	Or/Pr(25/10)	Or/Pr(50/20)							
Total	Total	Total	Total	Total	Total	Total	Total	Total							
C G GP C*G	C G GP C*G	C G GP C*G	C G GP C*G	C G GP C*G	C G GP C*G	C G GP C*G	C G GP C*G	C G GP C*G	C G GP C*G	C G GP C*G	C G GP C*G	ãC	ãCG	SGPI	
01. CSC801	HUMAN MACHINE INTERACTION		02. CSC802	DISTRIBUTED COMPUTING			04. CSDL08012	NATURAL LANG. PROCESSING							
13. ILO8028	DIGITAL BUSINESS MGMT.		15. CSL801	HUMAN MACHINE INTER. LAB			16. CSL802	DISTRIBUTED COMPUTING LAB							
17. CSL803	CLOUD COMPUTING LAB.		18. CSL804	COMPUTATIONAL LAB-II			19. CSP805	MAJOR PROJECT-II							
7283446 KATTI AJAY ANAND JAYALAXMI															
67	74	74	80	22	21	44	39	46				P	674		
17	18	18	18	22	24	22	21	47							
84	92	92	98	44	45	66	60	93							
4 O 10	4 O 10	4 O 10	4 O 10	4 O 10	3 O 10	3 O 10	1 O 10	1 O 10	1 O 10	2 O 10	2 O 10	1 O 10	1 O 10	6 O 10	6 O 10
SGPI: SEM-I: 7.65 ; SEM-II: 7.96 ; SEM-III: 9.38 ; SEM-IV: 9.19 ; SEM-V: 8.15 ; SEM-VI: 7.77 ; SEM-VII: 7.46 ; CGPI: 8.44															
CREDITS: SEM-I: 27 ; SEM-II: 27 ; SEM-III: 26 ; SEM-IV: 27 ; SEM-V: 27 ; SEM-VI: 26 ; SEM-VII: 26															
MARKS: SEM-I:509/750; SEM-II:534/750; SEM-III:617/750; SEM-IV:613/750; SEM-V:541/750; SEM-VI:540/750; SEM-VII:517/750; TOTAL: 4545/6000 (75.75%)															
7283447 /KATTIGE KAJAL SHRINIVAS SUJATA															
74	77	74	80	23	20	43	40	45				P	672		
16	15	16	19	22	23	21	19	45							
90	92	90	99	45	43	64	59	90							
4 O 10	4 O 10	4 O 10	4 O 10	4 O 10	3 O 10	3 O 10	1 O 10	1 O 10	1 O 10	2 O 10	2 O 10	1 A 9	9	6 O 10	6 O 10
SGPI: SEM-I: 7.89 ; SEM-II: 8.93 ; SEM-III: 7.62 ; SEM-IV: 7.54 ; SEM-V: 7.37 ; SEM-VI: 7.72 ; SEM-VII: 7.58 ; CGPI: 8.07															
CREDITS: SEM-I: 27 ; SEM-II: 27 ; SEM-III: 26 ; SEM-IV: 27 ; SEM-V: 27 ; SEM-VI: 26 ; SEM-VII: 26															
MARKS: SEM-I:533/750; SEM-II:584/750; SEM-III:517/750; SEM-IV:506/750; SEM-V:491/750; SEM-VI:525/750; SEM-VII:509/750; TOTAL: 4337/6000 (72.28%)															
7283448 KOKANE SHUBHAM SANJAY BHARTI															
70	77	77	80	24	23	44	45	46				P	689		
17	17	16	16	23	22	23	22	47							
87	94	93	96	47	45	67	67	93							
4 O 10	4 O 10	4 O 10	4 O 10	4 O 10	3 O 10	3 O 10	1 O 10	1 O 10	1 O 10	2 O 10	2 O 10	1 O 10	1 O 10	6 O 10	6 O 10
SGPI: SEM-I: 7.43 ; SEM-II: 8.96 ; SEM-III: 7.27 ; SEM-IV: 8.89 ; SEM-V: 7.93 ; SEM-VI: 6.88 ; SEM-VII: 7.69 ; CGPI: 8.13															
CREDITS: SEM-I: 27 ; SEM-II: 27 ; SEM-III: 26 ; SEM-IV: 27 ; SEM-V: 27 ; SEM-VI: 26 ; SEM-VII: 26															
MARKS: SEM-I:510/750; SEM-II:608/750; SEM-III:507/750; SEM-IV:578/750; SEM-V:528/750; SEM-VI:483/750; SEM-VII:530/750; TOTAL: 4433/6000 (73.88%)															
/- FEMALE, #- 0.229, @- 0.5042/0.5043, *- 0.5045, \$- Carried Forward Grade, -- Dyslexia, A/ABS- Absent, F- Fails, P- Passes															
RR- Reserved, RLE- Reserve for Lower Examination, RPV- Provisional, RCC- 0.5050, ADC- Admission Cancelled															
G:Grade, GP:Grade Point, C:Credits, ãC:Sum of Credit Points, ãCG:Sum of Product of Credits & Grades															
SGPI:Semester Grade Performance Index = ãCG/ãC, CGPI:Cumulative Grade Performance Index															
% Marks : 80 and Above 75-79.99 70-74.99 60-69.99 50-59.99 45-49.99 40-44.99 Less Than 40															
Grade / Gr. Pt. : O / 10 A / 9 B / 8 C / 7 D / 6 E / 5 P / 4 F / 0															

Principal

S.I.E.S. GRADUATE SCHOOL OF TECHNOLOGY
PLOT 1C/L/E, SIR CHANDRASEKARENDRA SARASWATHY VIDYAPURAM
SECTOR-4, MERRLA, NAVI MUMBAI - 400 706.

SEAT NO	NAME	<Course-I>	<Course-II>	<Course-III>	<Course-IV>	<Course-V>	<Course-VI>	<Course-VII>	<Course-VIII>	<Course-IX>	TOTAL MARKS
		Th(80/32)	Th(80/32)	Th(80/32)	Th(80/32)	Tw(25/10)	Tw(25/10)	Tw(50/20)	Tw(50/20)	Tw(50/20)	OUT OF 750
		In(20/08)	In(20/08)	In(20/08)	In(20/08)	Or(25/10)	Or(25/10)	Or/Pr(25/10)	Or/Pr(25/10)	Or/Pr(50/20)	RESULT REMARK
		Total	Total	Total	Total	Total	Total	Total	Total	Total	àC àCG SGPI
		C G GP C*G	C G GP C*G	C G GP C*G	C G GP C*G	C G GP C*G	C G GP C*G	C G GP C*G	C G GP C*G	C G GP C*G	

01. CSC801	HUMAN MACHINE INTERACTION	02. CSC802	DISTRIBUTED COMPUTING	04. CSDL08012	NATURAL LANG. PROCESSING
13. ILO8028	DIGITAL BUSINESS MGMT.	15. CSL801	HUMAN MACHINE INTER. LAB	16. CSL802	DISTRIBUTED COMPUTING LAB
17. CSL803	CLOUD COMPUTING LAB.	18. CSL804	COMPUTATIONAL LAB-II	19. CSP805	MAJOR PROJECT-II

7283449 KOUL ARSH ASHOK ANJALI

70	77	64	80	18	21	38	34	38			
12	13	15	15	21	21	20	19	38	P	RLE	614
82	90	79	95	39	42	58	53	76			
4 0 10	40 4 0 10	40 4 A 9 36	3 0 10 30	1 A 9	9 1 0 10 10	2 A 9 18	1 B 8 8	6 A 9 54	26	245	9.42

SGPI: SEM-I: 5.57 ; SEM-II: 5.56 ; SEM-III: 6.23 ; SEM-IV: 6.33 ; SEM-V: 6.04 ; SEM-VI: -- ; SEM-VII: 6.50 ; CGPI: --
CREDITS: SEM-I: 27 ; SEM-II: 27 ; SEM-III: 26 ; SEM-IV: 27 ; SEM-V: 27 ; SEM-VI: -- ; SEM-VII: 26
MARKS: SEM-I:413/750; SEM-II:378/750; SEM-III:426/750; SEM-IV:442/750; SEM-V:421/750; SEM-VI: -- ; SEM-VII:458/750; TOTAL: --

7283450 /KULKARNI SOUMMYA GURURAJ GEETA

67	77	77	80	24	24	44	41	43			
16	16	17	18	23	22	20	20	43	P		672
83	93	94	98	47	46	64	61	86			
4 0 10	40 4 0 10	40 4 0 10	3 0 10 30	1 0 10 10	1 0 10 10	2 0 10 20	1 0 10 10	6 0 10 60	26	260	10.00

SGPI: SEM-I: 6.33 ; SEM-II: 7.57 ; SEM-III: 6.65 ; SEM-IV: 7.78 ; SEM-V: 7.41 ; SEM-VI: 7.19 ; SEM-VII: 8.62 ; CGPI: 7.69 @0.06
CREDITS: SEM-I: 27 ; SEM-II: 27 ; SEM-III: 26 ; SEM-IV: 27 ; SEM-V: 27 ; SEM-VI: 26 ; SEM-VII: 26
MARKS: SEM-I:460/750; SEM-II:524/750; SEM-III:490/750; SEM-IV:522/750; SEM-V:514/750; SEM-VI:500/750; SEM-VII:564/750; TOTAL: 4246/6000 (70.77%)

7283451 LOKE ADITYA VILAS VAIBHAVI

70	77	67	80	24	23	45	45	47			
17	18	19	17	22	23	23	23	47	P		687
87	95	86	97	46	46	68	68	94			
4 0 10	40 4 0 10	40 4 0 10	3 0 10 30	1 0 10 10	1 0 10 10	2 0 10 20	1 0 10 10	6 0 10 60	26	260	10.00

SGPI: SEM-I: 8.85 ; SEM-II: 8.74 ; SEM-III: 9.23 ; SEM-IV: 9.00 ; SEM-V: 8.81 ; SEM-VI: 8.31 ; SEM-VII: 8.81 ; CGPI: 8.97
CREDITS: SEM-I: 27 ; SEM-II: 27 ; SEM-III: 26 ; SEM-IV: 27 ; SEM-V: 27 ; SEM-VI: 26 ; SEM-VII: 26
MARKS: SEM-I:585/750; SEM-II:580/750; SEM-III:604/750; SEM-IV:591/750; SEM-V:577/750; SEM-VI:569/750; SEM-VII:607/750; TOTAL: 4800/6000 (80.00%)

/- FEMALE, #- 0.229, @- 0.5042/0.5043, *- 0.5045, \$- Carried Forward Grade, -- Dyslexia, A/ABS- Absent, F- Fails, P- Passes
RR- Reserved, RLE- Reserve for Lower Examination, RPV- Provisional, RCC- 0.5050, ADC- Admission Cancelled
G:Grade, GP:Grade Point, C:Credits, àC:Sum of Credit Points, àCG:Sum of Product of Credits & Grades
SGPI:Semester Grade Performance Index = àCG/àC, CGPI:Cumulative Grade Performance Index
% Marks : 80 and Above 75-79.99 70-74.99 60-69.99 50-59.99 45-49.99 40-44.99 Less Than 40
Grade / Gr. Pt. : 0 / 10 A / 9 B / 8 C / 7 D / 6 E / 5 P / 4 F / 0


Principal
S.I.E.S. GRADUATE SCHOOL OF TECHNOLOGY
PLOT 10/LT/E, SIR CHANDRASEKARENDRA SARASWATHY VIDYAPURAM
SECTOR-4, NEERUL, NAVI MUMBAI - 400 706

OFFICE REGISTER FOR THE B.E. (COMPUTER ENGINEERING) (SEM VIII) (CHOICE BASED) EXAMINATION HELD IN OCTOBER 2020
COLLEGE/CENTRE NAME:690:SIES

RESULT DATE :- NOVEMBER 13, 2020

SEAT_NO	NAME	<Course-I> Th(80/32) In(20/08) Total C G GP C*G	<Course-II> Th(80/32) In(20/08) Total C G GP C*G	<Course-III> Th(80/32) In(20/08) Total C G GP C*G	<Course-IV> Th(80/32) In(20/08) Total C G GP C*G	<Course-V> Tw(25/10) Or(25/10) Total C G GP C*G	<Course-VI> Tw(25/10) Or(25/10) Total C G GP C*G	<Course-VII> Tw(50/20) Or/Pr(25/10) Total C G GP C*G	<Course-VIII> Tw(50/20) Or/Pr(25/10) Total C G GP C*G	<Course-IX> Tw(50/20) Or/Pr(50/20) Total C G GP C*G	RESULT	REMARK	TOTAL MARKS OUT OF 750
01.	CSC801	HUMAN MACHINE INTERACTION			02.	CSC802	DISTRIBUTED COMPUTING			04.	CSDL08012	NATURAL LANG. PROCESSING	
13.	ILO8028	DIGITAL BUSINESS MGMT.			15.	CSL801	HUMAN MACHINE INTER. LAB			16.	CSL802	DISTRIBUTED COMPUTING LAB	
17.	CSL803	CLOUD COMPUTING LAB.			18.	CSL804	COMPUTATIONAL LAB-II			19.	CSP805	MAJOR PROJECT-II	

7283452	MAJI AAKASH SAHADEV AARTI												
48	51	54	77	23	23	46	48	43					
14	15	18	19	21	22	20	24	44	P				610
62	66	72	96	44	45	66	72	87					
4 C 7 28	4 C 7 28	4 B 8 32	3 O 10 30	1 O 10 10	1 O 10 10	2 O 10 20	1 O 10 10	6 O 10 60	26	228	8.77		
(DIPLOMA STUDENT)													
SGPI: SEM-III: 7.27 ; SEM-IV: 8.00 ; SEM-V: 7.04 ; SEM-VI: 7.15 ; SEM-VII: 7.81 ; CGPI: 7.67 @0.08													
CREDITS: SEM-III: 26 ; SEM-IV: 27 ; SEM-V: 27 ; SEM-VI: 26 ; SEM-VII: 26													
MARKS: SEM-III:511/750; SEM-IV:532/750; SEM-V:492/750; SEM-VI:510/750; SEM-VII:532/750; TOTAL: 3187/4500 (70.82%)													

7283453	MANNARI DINESH MOHAN SHANTHI												
74	77	70	77	19	20	40	36	45					
12	15	17	17	22	24	21	20	45	P				651
86	92	87	94	41	44	61	56	90					
4 O 10 40	4 O 10 40	4 O 10 40	3 O 10 30	1 O 10 10	1 O 10 10	2 O 10 20	1 B 8 8	6 O 10 60	26	258	9.92		
SGPI: SEM-I: 7.19 ; SEM-II: 8.48 ; SEM-III: 7.54 ; SEM-IV: 9.15 ; SEM-V: 8.67 ; SEM-VI: 7.77 ; SEM-VII: 9.31 ; CGPI: 8.50													
CREDITS: SEM-I: 27 ; SEM-II: 27 ; SEM-III: 26 ; SEM-IV: 27 ; SEM-V: 27 ; SEM-VI: 26 ; SEM-VII: 26													
MARKS: SEM-I:499/750; SEM-II:547/750; SEM-III:521/750; SEM-IV:581/750; SEM-V:565/750; SEM-VI:521/750; SEM-VII:603/750; TOTAL: 4488/6000 (74.80%)													

7283454	MENON SANOOOP SURESH SAVITHA												
74	74	74	80	24	21	45	47	45					
19	17	19	18	22	22	22	24	46	P				693
93	91	93	98	46	43	67	71	91					
4 O 10 40	4 O 10 40	4 O 10 40	3 O 10 30	1 O 10 10	1 O 10 10	2 O 10 20	1 O 10 10	6 O 10 60	26	260	10.00		
SGPI: SEM-I: 7.20 ; SEM-II: 7.22 ; SEM-III: 7.54 ; SEM-IV: 7.40 ; SEM-V: 7.59 ; SEM-VI: 7.06 ; SEM-VII: 7.96 ; CGPI: 7.74 @0.01													
CREDITS: SEM-I: 27 ; SEM-II: 27 ; SEM-III: 26 ; SEM-IV: 27 ; SEM-V: 27 ; SEM-VI: 26 ; SEM-VII: 26													
MARKS: SEM-I:492/750; SEM-II:504/750; SEM-III:536/750; SEM-IV:508/750; SEM-V:530/750; SEM-VI:486/750; SEM-VII:534/750; TOTAL: 4283/6000 (71.38%)													

/- FEMALE, #- 0.229, @- 0.5042/0.5043, *- 0.5045, \$- Carried Forward Grade, -- Dyslexia, A/ABS- Absent, F- Fails, P- Passes													
RR- Reserved, RLE- Reserve for Lower Examination, RPV- Provisional, RCC- 0.5050, ADC- Admission Cancelled													
G:Grade, GP:Grade Point, C:Credits, aC:Sum of Credit Points, aCG:Sum of Product of Credits & Grades													
SGPI:Semester Grade Performance Index = aCG/aC, CGPI:Cumulative Grade Performance Index													
% Marks : 80 and Above 75-79.99 70-74.99 60-69.99 50-59.99 45-49.99 40-44.99 Less Than 40													
Grade / Gr. Pt. : O / 10 A / 9 B / 8 C / 7 D / 6 E / 5 F / 0													



Principal
S.I.E.S. GRADUATE SCHOOL OF TECHNOLOGY
PLOT 10/L/E, SIR CHANDRASEKARENDRA SARASWATHY VIDYAPURAM
SECTOR-4, WERUL, NAVI MUMBAI - 400 706.

SEAT NO	NAME	<Course-I>	<Course-II>	<Course-III>	<Course-IV>	<Course-V>	<Course-VI>	<Course-VII>	<Course-VIII>	<Course-IX>	RESULT	REMARK	TOTAL MARKS
		Th(80/32)	Th(80/32)	Th(80/32)	Th(80/32)	Tw(25/10)	Tw(25/10)	Tw(50/20)	Tw(50/20)	Tw(50/20)			OUT OF 750
		In(20/08)	In(20/08)	In(20/08)	In(20/08)	Or(25/10)	Or(25/10)	Or/Pr(25/10)	Or/Pr(25/10)	Or/Pr(50/20)			
		Total	Total	Total	Total	Total	Total	Total	Total	Total			
		C G GP C*G	C G GP C*G	C G GP C*G	C G GP C*G	C G GP C*G	C G GP C*G	C G GP C*G	C G GP C*G	C G GP C*G	ãC	ãCG	SGPI

01. CSC801	HUMAN MACHINE INTERACTION	02. CSC802	DISTRIBUTED COMPUTING	04. CSDL08012	NATURAL LANG. PROCESSING
13. ILO8028	DIGITAL BUSINESS MGMT.	15. CSL801	HUMAN MACHINE INTER. LAB	16. CSL802	DISTRIBUTED COMPUTING LAB
17. CSL803	CLOUD COMPUTING LAB.	18. CSL804	COMPUTATIONAL LAB-II	19. CSP805	MAJOR PROJECT-II

7283458 NAIR AKASH SANTOSH BEENA

77	77	70	80	23	18	42	39	46					
12	14	17	17	21	22	21	20	45		P			661
89	91	87	97	44	40	63	59	91					
4 0 10	40 4 0 10	40 4 0 10	40 4 0 10	3 0 10	30 1 0 10	10 1 0 10	10 2 0 10	20 1 0 10	10 6 0 10	60 26	259	9.96	

SGPI: SEM-I: 8.15 ; SEM-II: 7.26 ; SEM-III: 6.08 ; SEM-IV: 6.63 ; SEM-V: 5.74 ; SEM-VI: 6.04 ; SEM-VII: 6.96 ; CGPI: 7.10
 CREDITS: SEM-I: 27 ; SEM-II: 27 ; SEM-III: 26 ; SEM-IV: 27 ; SEM-V: 27 ; SEM-VI: 26 ; SEM-VII: 26
 MARKS: SEM-I:531/750; SEM-II:493/750; SEM-III:451/750; SEM-IV:471/750; SEM-V:414/750; SEM-VI:441/750; SEM-VII:484/750; TOTAL: 3946/6000 (65.77%)

7283459 /NAIR SHRUTI SURESH SHAILA SURESH NAIR

67	74	74	80	22	23	41	47	47					
18	19	19	20	23	23	23	23	47		P			690
85	93	93	100	45	46	64	70	94					
4 0 10	40 4 0 10	40 4 0 10	40 4 0 10	3 0 10	30 1 0 10	10 1 0 10	10 2 0 10	20 1 0 10	10 6 0 10	60 26	260	10.00	

SGPI: SEM-I: 9.07 ; SEM-II: 9.04 ; SEM-III: 9.23 ; SEM-IV: 9.67 ; SEM-V: 9.04 ; SEM-VI: 8.04 ; SEM-VII: 9.38 ; CGPI: 9.18
 CREDITS: SEM-I: 27 ; SEM-II: 27 ; SEM-III: 26 ; SEM-IV: 27 ; SEM-V: 27 ; SEM-VI: 26 ; SEM-VII: 26
 MARKS: SEM-I:597/750; SEM-II:606/750; SEM-III:614/750; SEM-IV:617/750; SEM-V:593/750; SEM-VI:558/750; SEM-VII:614/750; TOTAL: 4889/6000 (81.48%)

7283460 PANICKER AKILESH VASAVA LATA

77	77	70	80	19	18	39	38	45					
15	17	17	19	18	21	18	19	45		P			652
92	94	87	99	37	39	57	57	90					
4 0 10	40 4 0 10	40 4 0 10	40 3 0 10	30 1 B	8 8 1 A	9 9 2 A	9 18 1 A	9 9 6 0 10	60 26	254	9.77		

SGPI: SEM-I: 8.44 ; SEM-II: 8.15 ; SEM-III: 8.46 ; SEM-IV: 9.30 ; SEM-V: 8.00 ; SEM-VI: 6.38 ; SEM-VII: 7.69 ; CGPI: 8.28
 CREDITS: SEM-I: 27 ; SEM-II: 27 ; SEM-III: 26 ; SEM-IV: 27 ; SEM-V: 27 ; SEM-VI: 26 ; SEM-VII: 26
 MARKS: SEM-I:559/750; SEM-II:550/750; SEM-III:561/750; SEM-IV:594/750; SEM-V:537/750; SEM-VI:456/750; SEM-VII:512/750; TOTAL: 4421/6000 (73.68%)

/- FEMALE, #- 0.229, @- 0.5042/0.5043, *- 0.5045, \$- Carried Forward Grade, -- Dyslexia, A/ABS- Absent, F- Fails, P- Passes
 RR- Reserved, RLE- Reserve for Lower Examination, RPV- Provisional, RCC- 0.5050, ADC- Admission Cancelled
 G:Grade, GP:Grade Point, C:Credits, ãC:Sum of Credit Points, ãCG:Sum of Product of Credits & Grades
 SGPI:Semester Grade Performance Index = ãCG/ãC, CGPI:Cumulative Grade Performance Index
 % Marks : 80 and Above 75-79.99 70-74.99 60-69.99 50-59.99 45-49.99 40-44.99 Less Than 40
 Grade / Gr. Pt. : 0 / 10 A / 9 B / 8 C / 7 D / 6 E / 5 P / 4 F / 0



Principal
 S.I.E.S. GRADUATE SCHOOL OF TECHNOLOGY
 PLOT 1C/D/E, SIR CHANDRASEKARENDRA SARASWATHY VIDYAPURAM
 SECTOR-V, HERLA, NAVI MUMBAI - 400 706.

UNIVERSITY OF MUMBAI

Page No.: 1164

OFFICE REGISTER FOR THE B.E. (COMPUTER ENGINEERING) (SEM VIII) (CHOICE BASED) EXAMINATION HELD IN OCTOBER 2020
COLLEGE/CENTRE NAME:690:SIES

RESULT DATE :- NOVEMBER 13, 2020

SEAT NO NAME

<Course-I>	<Course-II>	<Course-III>	<Course-IV>	<Course-V>	<Course-VI>	<Course-VII>	<Course-VIII>	<Course-IX>				TOTAL MARKS
Th(80/32)	Th(80/32)	Th(80/32)	Th(80/32)	Tw(25/10)	Tw(25/10)	Tw(50/20)	Tw(50/20)	Tw(50/20)				OUT OF 750
In(20/08)	In(20/08)	In(20/08)	In(20/08)	Or(25/10)	Or(25/10)	Or/Pr(25/10)	Or/Pr(25/10)	Or/Pr(50/20)	RESULT	REMARK		
Total	Total	Total	Total	Total	Total	Total	Total	Total				
C G GP C*G	C G GP C*G	C G GP C*G	C G GP C*G	C G GP C*G	C G GP C*G	C G GP C*G	C G GP C*G	C G GP C*G	ãC	ãCG	SGPI	

01. CSC801	HUMAN MACHINE INTERACTION	02. CSC802	DISTRIBUTED COMPUTING	04. CSDL08012	NATURAL LANG. PROCESSING
13. ILO8028	DIGITAL BUSINESS MGMT.	15. CSL801	HUMAN MACHINE INTER. LAB	16. CSL802	DISTRIBUTED COMPUTING LAB
17. CSL803	CLOUD COMPUTING LAB.	18. CSL804	COMPUTATIONAL LAB-II	19. CSP805	MAJOR PROJECT-II

7283461 PATEL SAMAD AKBARALI SHAKILA

70	67	77	74	20	19	46	46	38								
13	18	14	19	21	21	20	22	40	P			645				
83	85	91	93	41	40	66	68	78								
4 O 10	4 O 10	4 O 10	4 O 10	3 O 10	3 O 10	1 O 10	1 O 10	1 O 10	2 O 10	2 O 10	1 O 10	1 O 10	6 A 9 54	26	254	9.77

(DIPLOMA STUDENT)

SGPI: SEM-III: 5.31 ; SEM-IV: 6.70 ; SEM-V: 6.59 ; SEM-VI: 6.85 ; SEM-VII: 7.96 ; CGPI: 7.19
CREDITS: SEM-III: 26 ; SEM-IV: 27 ; SEM-V: 27 ; SEM-VI: 26 ; SEM-VII: 26

MARKS: SEM-III:415/750; SEM-IV:488/750; SEM-V:465/750; SEM-VI:465/750; SEM-VII:532/750; TOTAL: 3010/4500 (66.89%)

7283462 /PATHAK AAKRITI SURENDRA MANGLAWATI

77	77	70	80	23	24	45	42	45									
17	17	17	19	23	23	23	21	47	P			690					
94	94	87	99	46	47	68	63	92									
4 O 10	4 O 10	4 O 10	4 O 10	3 O 10	3 O 10	1 O 10	1 O 10	1 O 10	2 O 10	2 O 10	1 O 10	1 O 10	6 O 10	60	26	260	10.00

SGPI: SEM-I: 6.48 ; SEM-II: 7.13 ; SEM-III: 6.15 ; SEM-IV: 8.29 ; SEM-V: 7.96 ; SEM-VI: 8.60 ; SEM-VII: 9.31 ; CGPI: 7.98
CREDITS: SEM-I: 27 ; SEM-II: 27 ; SEM-III: 26 ; SEM-IV: 27 ; SEM-V: 27 ; SEM-VI: 26 ; SEM-VII: 26

MARKS: SEM-I:465/750; SEM-II:484/750; SEM-III:463/750; SEM-IV:547/750; SEM-V:540/750; SEM-VI:567/750; SEM-VII:605/750; TOTAL: 4361/6000 (72.68%)

7283463 /PATIBANDLA RITU RAO P. SUDHAKARA RAO P. SUJATHA RA

64	74	74	77	24	21	45	48	45									
17	18	19	20	23	24	20	23	45	P			681					
81	92	93	97	47	45	65	71	90									
4 O 10	4 O 10	4 O 10	4 O 10	3 O 10	3 O 10	1 O 10	1 O 10	1 O 10	2 O 10	2 O 10	1 O 10	1 O 10	6 O 10	60	26	260	10.00

SGPI: SEM-I: 8.93 ; SEM-II: 8.48 ; SEM-III: 9.08 ; SEM-IV: 9.22 ; SEM-V: 8.52 ; SEM-VI: 8.27 ; SEM-VII: 8.88 ; CGPI: 8.92
CREDITS: SEM-I: 27 ; SEM-II: 27 ; SEM-III: 26 ; SEM-IV: 27 ; SEM-V: 27 ; SEM-VI: 26 ; SEM-VII: 26

MARKS: SEM-I:583/750; SEM-II:579/750; SEM-III:602/750; SEM-IV:588/750; SEM-V:595/750; SEM-VI:568/750; SEM-VII:588/750; TOTAL: 4784/6000 (79.73%)

/- FEMALE, #- 0.229, @- 0.5042/0.5043, *- 0.5045, \$- Carried Forward Grade, -- Dyslexia, A/ABS- Absent, F- Fails, P- Passes

RR- Reserved, RLE- Reserve for Lower Examination, RPV- Provisional, RCC- 0.5050, ADC- Admission Cancelled

G:Grade, GP:Grade Point, C:Credits, ãC:Sum of Credit Points, ãCG:Sum of Product of Credits & Grades

SGPI:Semester Grade Performance Index = ãCG/ãC, CGPI:Cumulative Grade Performance Index

% Marks : 80 and Above 75-79.99 70-74.99 60-69.99 50-59.99 45-49.99 40-44.99 Less Than 40

Grade / Gr. Pt. : O / 10 A / 9 B / 8 C / 7 D / 6 E / 5 P / 4 F / 0



Principal

S.I.E.S. GRADUATE SCHOOL OF TECHNOLOGY

PLOT 1C/L/E, SIR CHANDRASEKAKENDRA SARASWATHY VIDYAPURAM
SECTOR-4, NEERUL, NAVI MUMBAI - 400 706.

SEAT NO	NAME	<Course-I>	<Course-II>	<Course-III>	<Course-IV>	<Course-V>	<Course-VI>	<Course-VII>	<Course-VIII>	<Course-IX>	TOTAL MARKS
		Th(80/32)	Th(80/32)	Th(80/32)	Th(80/32)	Tw(25/10)	Tw(25/10)	Tw(50/20)	Tw(50/20)	Tw(50/20)	OUT OF 750
		In(20/08)	In(20/08)	In(20/08)	In(20/08)	Or(25/10)	Or(25/10)	Or/Pr(25/10)	Or/Pr(25/10)	Or/Pr(50/20)	RESULT REMARK
		Total	Total	Total	Total	Total	Total	Total	Total	Total	àC àCG SGPI
		C G GP C*G	C G GP C*G	C G GP C*G	C G GP C*G	C G GP C*G	C G GP C*G	C G GP C*G	C G GP C*G	C G GP C*G	
01. CSC801	HUMAN MACHINE INTERACTION	02. CSC802	DISTRIBUTED COMPUTING	04. CSDL08012	NATURAL LANG. PROCESSING						
13. ILO8028	DIGITAL BUSINESS MGMT.	15. CSL801	HUMAN MACHINE INTER. LAB	16. CSL802	DISTRIBUTED COMPUTING LAB						
17. CSL803	CLOUD COMPUTING LAB.	18. CSL804	COMPUTATIONAL LAB-II	19. CSP805	MAJOR PROJECT-II						
7283464 /PATIL SAYALI DAYANAND PRAMODINI											
77	77	77	80	20	21	42	40	47			
17	17	20	19	24	24	20	20	48	F		690
94	94	97	99	44	45	62	60	95			
4 0 10	40 4 0 10	40 4 0 10	40 3 0 10	30 1 0 10	10 1 0 10	10 2 0 10	20 1 0 10	10 6 0 10	60 26	260 10.00	
SGPI: SEM-I: 9.78 ; SEM-II: 8.93 ; SEM-III: 9.38 ; SEM-IV: 9.73 ; SEM-V: 7.59 ; SEM-VI: 7.73 ; SEM-VII: 8.88 ; CGPI: 9.00											
CREDITS: SEM-I: 27 ; SEM-II: 27 ; SEM-III: 26 ; SEM-IV: 27 ; SEM-V: 27 ; SEM-VI: 26 ; SEM-VII: 26											
MARKS: SEM-I:645/750; SEM-II:603/750; SEM-III:618/750; SEM-IV:610/750; SEM-V:517/750; SEM-VI:535/750; SEM-VII:578/750; TOTAL: 4796/6000 (79.93%)											
7283465 /PATURI APARNA PHANI KUMAR SANDHYA											
70	74	70	80	22	18	42	37	43			
16	16	18	20	23	24	19	22	43	P		657
86	90	88	100	45	42	61	59	86			
4 0 10	40 4 0 10	40 4 0 10	40 3 0 10	30 1 0 10	10 1 0 10	10 2 0 10	20 1 A 9	9 6 0 10	60 26	259 9.96	
SGPI: SEM-I: 5.63 ; SEM-II: 7.37 ; SEM-III: 6.50 ; SEM-IV: 6.06 ; SEM-V: 6.07 ; SEM-VI: 7.56 ; SEM-VII: 7.92 ; CGPI: 7.12											
CREDITS: SEM-I: 27 ; SEM-II: 27 ; SEM-III: 26 ; SEM-IV: 27 ; SEM-V: 27 ; SEM-VI: 26 ; SEM-VII: 26											
MARKS: SEM-I:401/750; SEM-II:491/750; SEM-III:459/750; SEM-IV:422/750; SEM-V:431/750; SEM-VI:513/750; SEM-VII:526/750; TOTAL: 3900/6000 (65.00%)											
7283466 /POOJARY PRATHIKSHA SHANKAR VANI											
64	74	61	80	23	19	42	47	47			
16	15	19	18	23	22	19	22	47	P		658
80	89	80	98	46	41	61	69	94			
4 0 10	40 4 0 10	40 4 0 10	40 3 0 10	30 1 0 10	10 1 0 10	10 2 0 10	20 1 0 10	10 6 0 10	60 26	260 10.00	
SGPI: SEM-I: 7.96 ; SEM-II: 8.59 ; SEM-III: 8.31 ; SEM-IV: 8.43 ; SEM-V: 8.22 ; SEM-VI: 8.18 ; SEM-VII: 8.38 ; CGPI: 8.50											
CREDITS: SEM-I: 27 ; SEM-II: 27 ; SEM-III: 26 ; SEM-IV: 27 ; SEM-V: 27 ; SEM-VI: 26 ; SEM-VII: 26											
MARKS: SEM-I:547/750; SEM-II:576/750; SEM-III:566/750; SEM-IV:558/750; SEM-V:548/750; SEM-VI:544/750; SEM-VII:574/750; TOTAL: 4571/6000 (76.18%)											
/~ FEMALE, #- 0.229, @- 0.5042/0.5043, *- 0.5045, \$- Carried Forward Grade, -- Dyslexia, A/ABS- Absent, F- Fails, P- Passes											
RR- Reserved, RLE- Reserve for Lower Examination, RPV- Provisional, RCC- 0.5050, ADC- Admission Cancelled											
G:Grade, GP:Grade Point, C:Credits, àC:Sum of Credit Points, àCG:Sum of Product of Credits & Grades											
SGPI:Semester Grade Performance Index = àCG/àC, CGPI:Cumulative Grade Performance Index											
% Marks : 80 and Above 75-79.99 70-74.99 60-69.99 50-59.99 45-49.99 40-44.99 Less Than 40											
Grade / Gr. Pt. : 0 / 10 A / 9 B / 8 C / 7 D / 6 E / 5 P / 4 F / 0											

Principal
S.I.E.E. GRADUATE SCHOOL OF TECHNOLOGY
PLOT 10A/15, SIR CHANDRASEKARENDRA SARASWATHY VIDYAPURAM
SECTOR-4, KURLA, NAVI MUMBAI - 400 706

SEAT_NO NAME

<Course-I>	<Course-II>	<Course-III>	<Course-IV>	<Course-V>	<Course-VI>	<Course-VII>	<Course-VIII>	<Course-IX>			
Th(80/32)	Th(80/32)	Th(80/32)	Th(80/32)	Tw(25/10)	Tw(25/10)	Tw(50/20)	Tw(50/20)	Tw(50/20)	TOTAL MARKS		
In(20/08)	In(20/08)	In(20/08)	In(20/08)	Or(25/10)	Or(25/10)	Or/Pr(25/10)	Or/Pr(25/10)	Or/Pr(50/20)	RESULT	REMARK	OUT OF 750
Total	Total	Total	Total	Total	Total	Total	Total	Total			
C G GP C*G	C G GP C*G	C G GP C*G	C G GP C*G	C G GP C*G	C G GP C*G	C G GP C*G	C G GP C*G	C G GP C*G	ãC	ãCG	SGPI

01. CSC801	HUMAN MACHINE INTERACTION	02. CSC802	DISTRIBUTED COMPUTING	04. CSDL08012	NATURAL LANG. PROCESSING
13. ILO8028	DIGITAL BUSINESS MGMT.	15. CSL801	HUMAN MACHINE INTER. LAB	16. CSL802	DISTRIBUTED COMPUTING LAB
17. CSL803	CLOUD COMPUTING LAB.	18. CSL804	COMPUTATIONAL LAB-II	19. CSP805	MAJOR PROJECT-II

7283467 POYEKAR OMKAR DINESH SUPRIYA

80	80	77	80	23	20	45	45	42			
17	18	19	20	23	23	20	22	44	P	698	
97	98	96	100	46	43	65	67	86			
4 0 10	40 4 0 10	40 4 0 10	40 4 0 10	30 3 0 10	30 1 0 10	10 1 0 10	10 2 0 10	20 1 0 10	10 6 0 10	60 26	260 10.00
SGPI: SEM-I: 7.11 ; SEM-II: 7.56 ; SEM-III: 8.15 ; SEM-IV: 8.44 ; SEM-V: 8.52 ; SEM-VI: 7.92 ; SEM-VII: 8.50 ; CGPI: 8.27											
CREDITS: SEM-I: 27 ; SEM-II: 27 ; SEM-III: 26 ; SEM-IV: 27 ; SEM-V: 27 ; SEM-VI: 26 ; SEM-VII: 26											
MARKS: SEM-I:504/750; SEM-II:526/750; SEM-III:563/750; SEM-IV:572/750; SEM-V:569/750; SEM-VI:549/750; SEM-VII:542/750; TOTAL: 4523/6000 (75.38%)											

7283468 PRANAV PRADEEPKUMAR NISHA

70	77	74	74	22	22	44	46	46			
18	17	18	19	22	24	19	21	45	P	678	
88	94	92	93	44	46	63	67	91			
4 0 10	40 4 0 10	40 4 0 10	40 4 0 10	30 3 0 10	30 1 0 10	10 1 0 10	10 2 0 10	20 1 0 10	10 6 0 10	60 26	260 10.00
SGPI: SEM-I: 7.85 ; SEM-II: 8.26 ; SEM-III: 8.77 ; SEM-IV: 8.52 ; SEM-V: 8.63 ; SEM-VI: 7.92 ; SEM-VII: 8.38 ; CGPI: 8.54											
CREDITS: SEM-I: 27 ; SEM-II: 27 ; SEM-III: 26 ; SEM-IV: 27 ; SEM-V: 27 ; SEM-VI: 26 ; SEM-VII: 26											
MARKS: SEM-I:531/750; SEM-II:571/750; SEM-III:595/750; SEM-IV:569/750; SEM-V:564/750; SEM-VI:535/750; SEM-VII:560/750; TOTAL: 4603/6000 (76.72%)											

7283469 PULINKALA GIRISH PUSHKARAN GIRIJA

70	67	77	70	22	19	44	45	45			
17	14	19	19	20	22	19	20	46	P	655	
87	81	96	89	42	41	63	65	91			
4 0 10	40 4 0 10	40 4 0 10	40 4 0 10	30 3 0 10	30 1 0 10	10 1 0 10	10 2 0 10	20 1 0 10	10 6 0 10	60 26	260 10.00
SGPI: SEM-I: 8.06 ; SEM-II: 8.22 ; SEM-III: 7.31 ; SEM-IV: 8.07 ; SEM-V: 6.30 ; SEM-VI: 7.27 ; SEM-VII: 7.77 ; CGPI: 7.87											
CREDITS: SEM-I: 27 ; SEM-II: 27 ; SEM-III: 26 ; SEM-IV: 27 ; SEM-V: 27 ; SEM-VI: 26 ; SEM-VII: 26											
MARKS: SEM-I:542/750; SEM-II:547/750; SEM-III:519/750; SEM-IV:553/750; SEM-V:445/750; SEM-VI:502/750; SEM-VII:519/750; TOTAL: 4282/6000 (71.37%)											

/- FEMALE, #- 0.229, @- 0.5042/0.5043, *- 0.5045, \$- Carried Forward Grade, -- Dyslexia, A/ABS- Absent, F- Fails, P- Passes
RR- Reserved, RLE- Reserve for Lower Examination, RPV- Provisional, RCC- 0.5050, ADC- Admission Cancelled
G:Grade, GP:Grade Point, C:Credits, ãC:Sum of Credit Points, ãCG:Sum of Product of Credits & Grades
SGPI:Semester Grade Performance Index = ãCG/ãC, CGPI:Cumulative Grade Performance Index
% Marks : 80 and Above 75-79.99 70-74.99 60-69.99 50-59.99 45-49.99 40-44.99 Less Than 40
Grade / Gr. Pt. : O / 10 A / 9 B / 8 C / 7 D / 6 E / 5 P / 4 F / 0



Principal
S.I.E.S. GRADUATE SCHOOL OF TECHNOLOGY
PLOT 1C/D/E, SIR CHANDRASEKARENDRA SARASWATHY VIDYAPURAM
SECTOR-V, WERUL, NAVI MUMBAI - 400 706.

SEAT NO	NAME										TOTAL MARKS			
	<Course-I>	<Course-II>	<Course-III>	<Course-IV>	<Course-V>	<Course-VI>	<Course-VII>	<Course-VIII>	<Course-IX>		RESULT	REMARK	OUT OF 750	
	Th(80/32)	Th(80/32)	Th(80/32)	Th(80/32)	Tw(25/10)	Tw(25/10)	Tw(50/20)	Tw(50/20)	Tw(50/20)	Tw(50/20)				
	In(20/08)	In(20/08)	In(20/08)	In(20/08)	Or(25/10)	Or(25/10)	Or/Pr(25/10)	Or/Pr(25/10)	Or/Pr(25/10)	Or/Pr(50/20)				
	Total	Total	Total	Total	Total	Total	Total	Total	Total	Total				
	C G GP C*G	C G GP C*G	C G GP C*G	C G GP C*G	C G GP C*G	C G GP C*G	C G GP C*G	C G GP C*G	C G GP C*G	C G GP C*G	ãC	ãCG	SGPI	
01. CSC801	HUMAN MACHINE INTERACTION			02. CSC802	DISTRIBUTED COMPUTING			04. CSDLO8012	NATURAL LANG. PROCESSING					
13. ILO8028	DIGITAL BUSINESS MGMT.			15. CSL801	HUMAN MACHINE INTER. LAB			16. CSL802	DISTRIBUTED COMPUTING LAB					
17. CSL803	CLOUD COMPUTING LAB.			18. CSL804	COMPUTATIONAL LAB-II			19. CSP805	MAJOR PROJECT-II					
7283470	RAMESH ANAND													
61	77	64	80	24	24	43	42	47						
14	15	20	18	23	22	21	21	48	P				664	
75	92	84	98	47	46	64	63	95						
4 A 9 36	4 O 10 40	4 O 10 40	3 O 10 30	1 O 10 10	1 O 10 10	2 O 10 20	1 O 10 10	6 O 10 60	26	256	9.85			
SGPI: SEM-I: 7.22 ; SEM-II: 8.09 ; SEM-III: 6.54 ; SEM-IV: 6.56 ; SEM-V: 5.89 ; SEM-VI: 6.92 ; SEM-VII: 6.81 ; CGPI: 7.23														
CREDITS: SEM-I: 27 ; SEM-II: 27 ; SEM-III: 26 ; SEM-IV: 27 ; SEM-V: 27 ; SEM-VI: 26 ; SEM-VII: 26														
MARKS: SEM-I:486/750; SEM-II:539/750; SEM-III:494/750; SEM-IV:465/750; SEM-V:420/750; SEM-VI:489/750; SEM-VII:476/750; TOTAL: 4033/6000 (67.22%)														
7283471	/RAO SHRUTI SRIKANTH SREEDEVI													
70	74	74	80	24	19	45	45	47						
19	18	19	20	22	22	22	22	47	P				689	
89	92	93	100	46	41	67	67	94						
4 O 10 40	4 O 10 40	4 O 10 40	3 O 10 30	1 O 10 10	1 O 10 10	2 O 10 20	1 O 10 10	6 O 10 60	26	260	10.00			
SGPI: SEM-I: 9.11 ; SEM-II: 9.00 ; SEM-III: 9.54 ; SEM-IV: 9.77 ; SEM-V: 9.33 ; SEM-VI: 9.23 ; SEM-VII: 9.04 ; CGPI: 9.38														
CREDITS: SEM-I: 27 ; SEM-II: 27 ; SEM-III: 26 ; SEM-IV: 27 ; SEM-V: 27 ; SEM-VI: 26 ; SEM-VII: 26														
MARKS: SEM-I:610/750; SEM-II:603/750; SEM-III:637/750; SEM-IV:626/750; SEM-V:605/750; SEM-VI:602/750; SEM-VII:602/750; TOTAL: 4974/6000 (82.90%)														
7283472	/SANDHU TANVI TARJINDER													
64	70	61	80	24	19	44	46	45						
16	16	18	18	22	21	20	22	46	P				652	
80	86	79	98	46	40	64	68	91						
4 O 10 40	4 O 10 40	4 A 9 36	3 O 10 30	1 O 10 10	1 O 10 10	2 O 10 20	1 O 10 10	6 O 10 60	26	256	9.85			
SGPI: SEM-I: 7.11 ; SEM-II: 7.37 ; SEM-III: 6.46 ; SEM-IV: 7.58 ; SEM-V: 6.59 ; SEM-VI: 7.25 ; SEM-VII: 8.35 ; CGPI: 7.56														
CREDITS: SEM-I: 27 ; SEM-II: 27 ; SEM-III: 26 ; SEM-IV: 27 ; SEM-V: 27 ; SEM-VI: 26 ; SEM-VII: 26														
MARKS: SEM-I:490/750; SEM-II:503/750; SEM-III:480/750; SEM-IV:508/750; SEM-V:463/750; SEM-VI:500/750; SEM-VII:561/750; TOTAL: 4157/6000 (69.28%)														
/- FEMALE, #- 0.229, @- 0.5042/0.5043, *- 0.5045, \$- Carried Forward Grade, -- Dyslexia, A/ABS- Absent, F- Fails, P- Passes														
RR- Reserved, RLE- Reserve for Lower Examination, RPV- Provisional, RCC- 0.5050, ADC- Admission Cancelled														
G:Grade, GP:Grade Point, C:Credits, ãC:Sum of Credit Points, ãCG:Sum of Product of Credits & Grades														
SGPI:Semester Grade Performance Index = ãCG/ãC, CGPI:Cumulative Grade Performance Index														
% Marks : 80 and Above 75-79.99 70-74.99 60-69.99 50-59.99 45-49.99 40-44.99 Less Than 40														
Grade / Gr. Pt. : O / 10 A / 9 B / 8 C / 7 D / 6 E / 5 P / 4 F / 0														

SEAT NO	NAME	<Course-I>	<Course-II>	<Course-III>	<Course-IV>	<Course-V>	<Course-VI>	<Course-VII>	<Course-VIII>	<Course-IX>	TOTAL MARKS									
		Th(80/32)	Th(80/32)	Th(80/32)	Th(80/32)	Tw(25/10)	Tw(25/10)	Tw(50/20)	Tw(50/20)	Tw(50/20)	OUT OF 750									
		In(20/08)	In(20/08)	In(20/08)	In(20/08)	Or(25/10)	Or(25/10)	Or/Pr(25/10)	Or/Pr(25/10)	Or/Pr(50/20)	RESULT REMARK									
		Total	Total	Total	Total	Total	Total	Total	Total	Total	äC äCG SGPI									
		C G GP C*G	C G GP C*G	C G GP C*G	C G GP C*G	C G GP C*G	C G GP C*G	C G GP C*G	C G GP C*G	C G GP C*G										
01. CSC801	HUMAN MACHINE INTERACTION	02. CSC802	DISTRIBUTED COMPUTING	04. CSDL08012	NATURAL LANG. PROCESSING															
13. ILO8028	DIGITAL BUSINESS MGMT.	15. CSL801	HUMAN MACHINE INTER. LAB	16. CSL802	DISTRIBUTED COMPUTING LAB															
17. CSL803	CLOUD COMPUTING LAB.	18. CSL804	COMPUTATIONAL LAB-II	19. CSP805	MAJOR PROJECT-II															
7283473 SHARMA RAHUL GOBIND GIYANVATI																				
77	77	67	80	23	19	44	39	45												
14	17	19	20	20	20	20	20	44	P		665									
91	94	86	100	43	39	64	59	89												
4 O 10	40	4 O 10	40	4 O 10	40	3 O 10	30	1 O 10	10	1 A 9	9	2 O 10	20	1 A 9	9	6 O 10	60	26	258	9.92
SGPI: SEM-I: 6.76 ; SEM-II: 6.41 ; SEM-III: 6.96 ; SEM-IV: 8.00 ; SEM-V: 7.81 ; SEM-VI: 8.12 ; SEM-VII: 8.46 ; CGPI: 7.79																				
CREDITS: SEM-I: 27 ; SEM-II: 27 ; SEM-III: 26 ; SEM-IV: 27 ; SEM-V: 27 ; SEM-VI: 26 ; SEM-VII: 26																				
MARKS: SEM-I:474/750; SEM-II:443/750; SEM-III:500/750; SEM-IV:545/750; SEM-V:537/750; SEM-VI:536/750; SEM-VII:555/750; TOTAL: 4255/6000 (70.92%)																				
7283474 SHARMA SARTHAK PAWAN ALKA																				
77	77	70	80	24	21	46	48	46												
17	17	18	20	23	22	23	23	47	P		699									
94	94	88	100	47	43	69	71	93												
4 O 10	40	4 O 10	40	4 O 10	40	3 O 10	30	1 O 10	10	1 O 10	10	2 O 10	20	1 O 10	10	6 O 10	60	26	260	10.00
SGPI: SEM-I: 6.48 ; SEM-II: 8.11 ; SEM-III: 7.88 ; SEM-IV: 7.43 ; SEM-V: 8.26 ; SEM-VI: 7.87 ; SEM-VII: 7.81 ; CGPI: 7.97																				
CREDITS: SEM-I: 27 ; SEM-II: 27 ; SEM-III: 26 ; SEM-IV: 27 ; SEM-V: 27 ; SEM-VI: 26 ; SEM-VII: 26																				
MARKS: SEM-I:462/750; SEM-II:545/750; SEM-III:553/750; SEM-IV:519/750; SEM-V:541/750; SEM-VI:554/750; SEM-VII:536/750; TOTAL: 4409/6000 (73.48%)																				
7283475 SHETTY AKSHIT MOHANDAS SUMA																				
74	67	74	74	22	20	44	39	45												
16	15	15	17	22	21	18	21	45	P		649									
90	82	89	91	44	41	62	60	90												
4 O 10	40	4 O 10	40	4 O 10	40	3 O 10	30	1 O 10	10	1 O 10	10	2 O 10	20	1 O 10	10	6 O 10	60	26	260	10.00
SGPI: SEM-I: 7.07 ; SEM-II: 7.50 ; SEM-III: 6.65 ; SEM-IV: 7.59 ; SEM-V: 6.04 ; SEM-VI: 6.58 ; SEM-VII: 7.19 ; CGPI: 7.32																				
CREDITS: SEM-I: 27 ; SEM-II: 27 ; SEM-III: 26 ; SEM-IV: 27 ; SEM-V: 27 ; SEM-VI: 26 ; SEM-VII: 26																				
MARKS: SEM-I:495/750; SEM-II:508/750; SEM-III:538/750; SEM-IV:525/750; SEM-V:436/750; SEM-VI:460/750; SEM-VII:486/750; TOTAL: 4097/6000 (68.28%)																				
/- FEMALE, #- 0.229, @- 0.5042/0.5043, *- 0.5045, \$- Carried Forward Grade, -- Dyslexia, A/ABS- Absent, F- Fails, P- Passes																				
RR- Reserved, RLE- Reserve for Lower Examination, RPV- Provisional, RCC- 0.5050, ADC- Admission Cancelled																				
G:Grade, GP:Grade Point, C:Credits, äC:Sum of Credit Points, äCG:Sum of Product of Credits & Grades																				
SGPI:Semester Grade Performance Index = äCG/äC, CGPI:Cumulative Grade Performance Index																				
% Marks : 80 and Above 75-79.99 70-74.99 60-69.99 50-59.99 45-49.99 40-44.99 Less Than 40																				
Grade / Gr. Pt. : O / 10 A / 9 B / 8 C / 7 D / 6 E / 5 P / 4 F / 0																				



Principal
S.I.E.S. GRADUATE SCHOOL OF TECHNOLOGY
PLOT 10/D/E, SIR CHANDRASEKARENDRA SARASWATHY VIDYAPURAM
SECTOR-4, KERUL, NAVI MUMBAI - 400 706.

SEAT NO	NAME	<Course-I>	<Course-II>	<Course-III>	<Course-IV>	<Course-V>	<Course-VI>	<Course-VII>	<Course-VIII>	<Course-IX>	RESULT	REMARK	TOTAL MARKS
		Th(80/32)	Th(80/32)	Th(80/32)	Th(80/32)	Tw(25/10)	Tw(25/10)	Tw(50/20)	Tw(50/20)	Tw(50/20)			OUT OF 750
		In(20/08)	In(20/08)	In(20/08)	In(20/08)	Or(25/10)	Or(25/10)	Or/Pr(25/10)	Or/Pr(25/10)	Or/Pr(50/20)			
		Total	Total	Total	Total	Total	Total	Total	Total	Total			
		C G GP C*G	C G GP C*G	C G GP C*G	C G GP C*G	C G GP C*G	C G GP C*G	C G GP C*G	C G GP C*G	C G GP C*G	ãC	ãCG	SGPI

01. CSC801	HUMAN MACHINE INTERACTION	02. CSC802	DISTRIBUTED COMPUTING	04. CSDLO8012	NATURAL LANG. PROCESSING
13. ILO8028	DIGITAL BUSINESS MGMT.	15. CSL801	HUMAN MACHINE INTER. LAB	16. CSL802	DISTRIBUTED COMPUTING LAB
17. CSL803	CLOUD COMPUTING LAB.	18. CSL804	COMPUTATIONAL LAB-II	19. CSP805	MAJOR PROJECT-II

7283476 /SHETTY SANNIDHI PRABHAKAR SHRIKALA

74	70	77	77	22	23	42	48	47					
16	19	18	18	23	24	20	22	47	P				687
90	89	95	95	45	47	62	70	94					
4 0 10	40 4 0 10	40 4 0 10	40 4 0 10	30 3 0 10	30 1 0 10	10 1 0 10	10 2 0 10	20 1 0 10	10 6 0 10	60 26	260	10.00	

SGPI: SEM-I: 8.48 ; SEM-II: 8.41 ; SEM-III: 8.42 ; SEM-IV: 8.96 ; SEM-V: 7.59 ; SEM-VI: 8.15 ; SEM-VII: 9.04 ; CGPI: 8.63
 CREDITS: SEM-I: 27 ; SEM-II: 27 ; SEM-III: 26 ; SEM-IV: 27 ; SEM-V: 27 ; SEM-VI: 26 ; SEM-VII: 26
 MARKS: SEM-I:570/750; SEM-II:561/750; SEM-III:583/750; SEM-IV:591/750; SEM-V:520/750; SEM-VI:544/750; SEM-VII:579/750; TOTAL: 4635/6000 (77.25%)

7283477 SHIRAHATTI AKSHAY VIJAYINDRA VEENA

70	77	67	77	19	22	40	42	46					
15	17	16	20	23	23	18	23	46	P				661
85	94	83	97	42	45	58	65	92					
4 0 10	40 4 0 10	40 4 0 10	40 3 0 10	30 1 0 10	10 1 0 10	10 2 A 9	18 1 0 10	10 6 0 10	60 26	258	9.92		

SGPI: SEM-I: 7.85 ; SEM-II: 7.98 ; SEM-III: 7.96 ; SEM-IV: 8.59 ; SEM-V: 8.52 ; SEM-VI: 7.38 ; SEM-VII: 8.31 ; CGPI: 8.31
 CREDITS: SEM-I: 27 ; SEM-II: 27 ; SEM-III: 26 ; SEM-IV: 27 ; SEM-V: 27 ; SEM-VI: 26 ; SEM-VII: 26
 MARKS: SEM-I:532/750; SEM-II:528/750; SEM-III:536/750; SEM-IV:569/750; SEM-V:561/750; SEM-VI:526/750; SEM-VII:552/750; TOTAL: 4465/6000 (74.42%)

7283478 SHREEMUN PRANAV VIDHYA

67	80	70	80	23	21	40	48	46					
15	15	15	17	24	24	20	24	46	P				675
82	95	85	97	47	45	60	72	92					
4 0 10	40 4 0 10	40 4 0 10	40 3 0 10	30 1 0 10	10 1 0 10	10 2 0 10	20 1 0 10	10 6 0 10	60 26	260	10.00		

SGPI: SEM-I: 6.85 ; SEM-II: 6.59 ; SEM-III: 5.85 ; SEM-IV: 6.30 ; SEM-V: 6.11 ; SEM-VI: 5.81 ; SEM-VII: 6.73 ; CGPI: 6.77
 CREDITS: SEM-I: 27 ; SEM-II: 27 ; SEM-III: 26 ; SEM-IV: 27 ; SEM-V: 27 ; SEM-VI: 26 ; SEM-VII: 26
 MARKS: SEM-I:471/750; SEM-II:451/750; SEM-III:444/750; SEM-IV:451/750; SEM-V:433/750; SEM-VI:423/750; SEM-VII:464/750; TOTAL: 3812/6000 (63.53%)

/- FEMALE, #- 0.229, @- 0.5042/0.5043, *- 0.5045, \$- Carried Forward Grade, -- Dyslexia, A/ABS- Absent, F- Fails, P- Passes
 RR- Reserved, RLE- Reserve for Lower Examination, RPV- Provisional, RCC- 0.5050, ADC- Admission Cancelled
 G:Grade, GP:Grade Point, C:Credits, ãC:Sum of Credit Points, ãCG:Sum of Product of Credits & Grades
 SGPI:Semester Grade Performance Index = ãCG/ãC, CGPI:Cumulative Grade Performance Index
 % Marks : 80 and Above 75-79.99 70-74.99 60-69.99 50-59.99 45-49.99 40-44.99 Less Than 40
 Grade / Gr. Pt. : 0 / 10 A / 9 B / 8 C / 7 D / 6 E / 5 P / 4 F / 0



Principal

S.I.E.S. GRADUATE SCHOOL OF TECHNOLOGY
 PLOT 10/L/E, SIR CHANDRASEKARENDRA SARASWATHY VIDYAPURAM
 SECTOR-V, NERUL, NAVI MUMBAI - 400 706.

SEAT NO	NAME	<Course-I>	<Course-II>	<Course-III>	<Course-IV>	<Course-V>	<Course-VI>	<Course-VII>	<Course-VIII>	<Course-IX>	RESULT	REMARK	TOTAL MARKS
		Th(80/32)	Th(80/32)	Th(80/32)	Th(80/32)	Tw(25/10)	Tw(25/10)	Tw(50/20)	Tw(50/20)	Tw(50/20)			OUT OF 750
		In(20/08)	In(20/08)	In(20/08)	In(20/08)	Or(25/10)	Or/Pr(25/10)	Or/Pr(25/10)	Or/Pr(25/10)	Or/Pr(50/20)			
		Total	Total	Total	Total	Total	Total	Total	Total	Total			
		C G GP C*G	C G GP C*G	C G GP C*G	C G GP C*G	C G GP C*G	C G GP C*G	C G GP C*G	C G GP C*G	C G GP C*G	ac	acg	SGPI

01. CSC801	HUMAN MACHINE INTERACTION	02. CSC802	DISTRIBUTED COMPUTING	04. CSDL08012	NATURAL LANG. PROCESSING
13. ILO8028	DIGITAL BUSINESS MGMT.	15. CSL801	HUMAN MACHINE INTER. LAB	16. CSL802	DISTRIBUTED COMPUTING LAB
17. CSL803	CLOUD COMPUTING LAB.	18. CSL804	COMPUTATIONAL LAB-II	19. CSP805	MAJOR PROJECT-II

7283479 /SHWETA SHEKHAR MEENA SHEKHAR

74	74	77	80	24	23	46	48	48					
19	20	19	20	24	22	23	23	47		P			711
93	94	96	100	48	45	69	71	95					
4 0 10	40 4 0 10	40 4 0 10	40 4 0 10	30 3 0 10	30 1 0 10	10 1 0 10	10 2 0 10	20 1 0 10	10 6 0 10	60	26	260	10.00

SGPI: SEM-I: 8.41 ; SEM-II: 8.67 ; SEM-III:10.00 ; SEM-IV:10.00 ; SEM-V: 9.70 ; SEM-VI: 8.92 ; SEM-VII: 9.23 ; CGPI: 9.36
 CREDITS: SEM-I: 27 ; SEM-II: 27 ; SEM-III: 26 ; SEM-IV: 27 ; SEM-V: 27 ; SEM-VI: 26 ; SEM-VII: 26
 MARKS: SEM-I:580/750; SEM-II:592/750; SEM-III:674/750; SEM-IV:664/750; SEM-V:645/750; SEM-VI:609/750; SEM-VII:632/750; TOTAL: 5107/6000 (85.12%)

7283480 SINGH AMAN KAMLESH PREMLATA

74	77	64	74	22	19	40	45	46					
13	15	17	20	21	21	20	23	46		P			657
87	92	81	94	43	40	60	68	92					
4 0 10	40 4 0 10	40 4 0 10	40 3 0 10	30 1 0 10	10 1 0 10	10 2 0 10	20 1 0 10	10 6 0 10	60	26	260	10.00	


SGPI: SEM-I: 7.93 ; SEM-II: 7.80 ; SEM-III: 9.23 ; SEM-IV: 9.37 ; SEM-V: 8.74 ; SEM-VI: 7.81 ; SEM-VII: 8.27 ; CGPI: 8.64
 CREDITS: SEM-I: 27 ; SEM-II: 27 ; SEM-III: 26 ; SEM-IV: 27 ; SEM-V: 27 ; SEM-VI: 26 ; SEM-VII: 26
 MARKS: SEM-I:550/750; SEM-II:522/750; SEM-III:615/750; SEM-IV:626/750; SEM-V:575/750; SEM-VI:538/750; SEM-VII:553/750; TOTAL: 4636/6000 (77.27%)

7283481 SOORAJ JAYAPRAKASH RAJANI

74	74	58	70	22	21	41	46	45					
15	17	17	20	22	22	20	23	45		P			652
89	91	75	90	44	43	61	69	90					
4 0 10	40 4 0 10	40 4 A 9 36	30 3 0 10	30 1 0 10	10 1 0 10	10 2 0 10	20 1 0 10	10 6 0 10	60	26	256	9.85	

SGPI: SEM-I: 6.81 ; SEM-II: 7.70 ; SEM-III: 7.08 ; SEM-IV: 7.63 ; SEM-V: 6.85 ; SEM-VI: 7.38 ; SEM-VII: 8.00 ; CGPI: 7.65 @0.10
 CREDITS: SEM-I: 27 ; SEM-II: 27 ; SEM-III: 26 ; SEM-IV: 27 ; SEM-V: 27 ; SEM-VI: 26 ; SEM-VII: 26
 MARKS: SEM-I:497/750; SEM-II:522/750; SEM-III:533/750; SEM-IV:542/750; SEM-V:479/750; SEM-VI:517/750; SEM-VII:531/750; TOTAL: 4273/6000 (71.22%)

/- FEMALE, #- 0.229, @- 0.5042/0.5043, *- 0.5045, \$- Carried Forward Grade, -- Dyslexia, A/ABS- Absent, F- Fails, P- Passes
 RR- Reserved, RLE- Reserve for Lower Examination, RPV- Provisional, RCC- 0.5050, ADC- Admission Cancelled
 G:Grade, GP:Grade Point, C:Credits, ac:Sum of Credit Points, acg:Sum of Product of Credits & Grades
 SGPI:Semester Grade Performance Index = acg/ac, CGPI:Cumulative Grade Performance Index
 % Marks : 80 and Above 75-79.99 70-74.99 60-69.99 50-59.99 45-49.99 40-44.99 Less Than 40
 Grade / Gr. Pt. : 0 / 10 A / 9 B / 8 C / 7 D / 6 E / 5 P / 4 F / 0



Principal
 S.I.E.S. GRADUATE SCHOOL OF TECHNOLOGY
 PLOT 1C/E/S, SIR CHANDRASEKARENDRA SARASWATHY VIDYAPURAM
 SECTOR-V, WERUL, NAVI MUMBAI - 400 706.

SEAT NO	NAME	<Course-I>	<Course-II>	<Course-III>	<Course-IV>	<Course-V>	<Course-VI>	<Course-VII>	<Course-VIII>	<Course-IX>	RESULT	REMARK	TOTAL MARKS
		Th(80/32)	Th(80/32)	Th(80/32)	Th(80/32)	Tw(25/10)	Tw(25/10)	Tw(50/20)	Tw(50/20)	Tw(50/20)			OUT OF 750
		In(20/08)	In(20/08)	In(20/08)	In(20/08)	Or(25/10)	Or(25/10)	Or/Pr(25/10)	Or/Pr(25/10)	Or/Pr(50/20)			
		Total	Total	Total	Total	Total	Total	Total	Total	Total	ãC	ãCG	SGPI
		C G GP C*G	C G GP C*G	C G GP C*G	C G GP C*G	C G GP C*G	C G GP C*G	C G GP C*G	C G GP C*G	C G GP C*G			

01. CSC801	HUMAN MACHINE INTERACTION	02. CSC802	DISTRIBUTED COMPUTING	04. CSDLO8012	NATURAL LANG. PROCESSING
13. ILO8028	DIGITAL BUSINESS MGMT.	15. CSL801	HUMAN MACHINE INTER. LAB	16. CSL802	DISTRIBUTED COMPUTING LAB
17. CSL803	CLOUD COMPUTING LAB.	18. CSL804	COMPUTATIONAL LAB-II	19. CSE805	MAJOR PROJECT-II

7283482 SRIRAM SAI SANKAR LAKSHMI NG

74	74	77	74	22	18	44	45	45					
16	17	18	18	22	22	22	23	46		P			677
90	91	95	92	44	40	66	68	91					
4 0 10	40 4 0 10	40 4 0 10	40 3 0 10	30 1 0 10	10 1 0 10	10 2 0 10	20 1 0 10	10 6 0 10	60	26	260	10.00	

SGPI: SEM-I: 8.04 ; SEM-II: 6.94 ; SEM-III: 7.50 ; SEM-IV: 8.07 ; SEM-V: 7.00 ; SEM-VI: 7.65 ; SEM-VII: 7.96 ; CGPI: 7.89
 CREDITS: SEM-I: 27 ; SEM-II: 27 ; SEM-III: 26 ; SEM-IV: 27 ; SEM-V: 27 ; SEM-VI: 26 ; SEM-VII: 26
 MARKS: SEM-I:547/750; SEM-II:480/750; SEM-III:525/750; SEM-IV:551/750; SEM-V:482/750; SEM-VI:527/750; SEM-VII:540/750; TOTAL: 4329/6000 (72.15%)

7283483 TADPATRI VARUN VANI RAO

74	70	61	80	22	19	40	39	45					
16	18	15	19	23	23	21	21	44		P			650
90	88	76	99	45	42	61	60	89					
4 0 10	40 4 0 10	40 4 A 9 36	3 0 10	30 1 0 10	10 1 0 10	10 2 0 10	20 1 0 10	10 6 0 10	60	26	256	9.85	

SGPI: SEM-I: 6.85 ; SEM-II: 6.93 ; SEM-III: 5.65 ; SEM-IV: 6.70 ; SEM-V: 6.56 ; SEM-VI: 6.38 ; SEM-VII: 7.54 ; CGPI: 7.05
 CREDITS: SEM-I: 27 ; SEM-II: 27 ; SEM-III: 26 ; SEM-IV: 27 ; SEM-V: 27 ; SEM-VI: 26 ; SEM-VII: 26
 MARKS: SEM-I:483/750; SEM-II:472/750; SEM-III:418/750; SEM-IV:466/750; SEM-V:462/750; SEM-VI:449/750; SEM-VII:510/750; TOTAL: 3910/6000 (65.17%)

7283484 TARALE SUDHANSHU MADHUKAR KIRAN

64	67	67	77	23	21	42	48	47					
18	17	18	17	22	22	20	24	44		P			658
82	84	85	94	45	43	62	72	91					
4 0 10	40 4 0 10	40 4 0 10	40 3 0 10	30 1 0 10	10 1 0 10	10 2 0 10	20 1 0 10	10 6 0 10	60	26	260	10.00	

SGPI: SEM-I: 7.89 ; SEM-II: 7.63 ; SEM-III: 5.85 ; SEM-IV: 8.00 ; SEM-V: 6.07 ; SEM-VI: 6.62 ; SEM-VII: 7.42 ; CGPI: 7.43
 CREDITS: SEM-I: 27 ; SEM-II: 27 ; SEM-III: 26 ; SEM-IV: 27 ; SEM-V: 27 ; SEM-VI: 26 ; SEM-VII: 26
 MARKS: SEM-I:544/750; SEM-II:504/750; SEM-III:436/750; SEM-IV:522/750; SEM-V:433/750; SEM-VI:480/750; SEM-VII:507/750; TOTAL: 4084/6000 (68.07%)

/- FEMALE, #- 0.229, @- 0.5042/0.5043, *- 0.5045, \$- Carried Forward Grade, ~- Dyslexia, A/ABS- Absent, F- Fails, P- Passes
 RR- Reserved, RLE- Reserve for Lower Examination, RPV- Provisional, RCC- 0.5050, ADC- Admission Cancelled
 G:Grade, GP:Grade Point, C:Credits, ãC:Sum of Credit Points, ãCG:Sum of Product of Credits & Grades
 SGPI:Semester Grade Performance Index = ãCG/ãC, CGPI:Cumulative Grade Performance Index
 % Marks : 80 and Above 75-79.99 70-74.99 60-69.99 50-59.99 45-49.99 40-44.99 Less Than 40
 Grade / Gr. Pt. : 0 / 10 A / 9 B / 8 C / 7 D / 6 E / 5 P / 4 F / 0



Principal

S.I.E.S. GRADUATE SCHOOL OF TECHNOLOGY
 PLOT 1CA, S. SIK CHANDRASEKARENDRA SARASWATHY VIDYAPURAM
 SECTOR-4, MERUL, NAVI MUMBAI - 400 706.


SEAT_NO	NAME	<Course-I> Th(80/32) In(20/08) Total C G GP C*G	<Course-II> Th(80/32) In(20/08) Total C G GP C*G	<Course-III> Th(80/32) In(20/08) Total C G GP C*G	<Course-IV> Th(80/32) In(20/08) Total C G GP C*G	<Course-V > Tw(25/10) Or(25/10) Total C G GP C*G	<Course-VI> Tw(25/10) Or(25/10) Total C G GP C*G	<Course-VII> Tw(50/20) Or/Pr(25/10) Total C G GP C*G	<Course-VIII> Tw(50/20) Or/Pr(25/10) Total C G GP C*G	< Course-IX > Tw(50/20) Or/Pr(50/20) Total C G GP C*G	RESULT	REMARK	TOTAL MARKS OUT OF 750																									
01.	CSC801		HUMAN MACHINE INTERACTION	02.	CSC802		DISTRIBUTED COMPUTING	04.	CSDL08012		NATURAL LANG. PROCESSING																											
13.	ILO8028		DIGITAL BUSINESS MGMT.	15.	CSL801		HUMAN MACHINE INTER. LAB	16.	CSL802		DISTRIBUTED COMPUTING LAB																											
17.	CSL803		CLOUD COMPUTING LAB.	18.	CSL804		COMPUTATIONAL LAB-II	19.	CSP805		MAJOR PROJECT-II																											

7283485	THEVAR SHIVKUMAR RAMAR RAJKUMARI																																					
67	77	64	80	22	18	43	37	41					636																									
13	15	14	17	22	22	20	23	41			P																											
80	92	78	97	44	40	63	60	82																														
4	0	10	40	4	0	10	40	4	A	9	36	3	0	10	30	1	0	10	10	1	0	10	10	2	0	10	20	1	0	10	10	6	0	10	60	26	256	9.85
SGPI: SEM-I: 6.83 ; SEM-II: 6.50 ; SEM-III: 6.62 ; SEM-IV: 7.11 ; SEM-V: 6.74 ; SEM-VI: 6.85 ; SEM-VII: 6.69 ; CGPI: 7.14																																						
CREDITS: SEM-I: 27 ; SEM-II: 27 ; SEM-III: 26 ; SEM-IV: 27 ; SEM-V: 27 ; SEM-VI: 26 ; SEM-VII: 26																																						
MARKS: SEM-I:481/750; SEM-II:449/750; SEM-III:463/750; SEM-IV:490/750; SEM-V:471/750; SEM-VI:489/750; SEM-VII:449/750; TOTAL: 3928/6000 (65.47%)																																						

7283486	VADDE NAGARJUNA VENKATESH PADMA																																					
70	74	64	77	20	22	40	38	46					650																									
14	17	17	17	22	24	21	22	45			P																											
84	91	81	94	42	46	61	60	91																														
4	0	10	40	4	0	10	40	4	0	10	40	3	0	10	30	1	0	10	10	1	0	10	10	2	0	10	20	1	0	10	10	6	0	10	60	26	260	10.00
SGPI: SEM-I: 7.39 ; SEM-II: 7.28 ; SEM-III: 8.15 ; SEM-IV: 8.85 ; SEM-V: 7.89 ; SEM-VI: 7.46 ; SEM-VII: 7.42 ; CGPI: 8.05																																						
CREDITS: SEM-I: 27 ; SEM-II: 27 ; SEM-III: 26 ; SEM-IV: 27 ; SEM-V: 27 ; SEM-VI: 26 ; SEM-VII: 26																																						
MARKS: SEM-I:507/750; SEM-II:488/750; SEM-III:546/750; SEM-IV:581/750; SEM-V:523/750; SEM-VI:510/750; SEM-VII:497/750; TOTAL: 4302/6000 (71.70%)																																						

7283487	VENKHATESH ARUNACHALAM MUTHULAXMI																																					
74	77	67	80	23	19	42	48	47					689																									
17	18	16	20	23	24	22	24	48			P																											
91	95	83	100	46	43	64	72	95																														
4	0	10	40	4	0	10	40	4	0	10	40	3	0	10	30	1	0	10	10	1	0	10	10	2	0	10	20	1	0	10	10	6	0	10	60	26	260	10.00
SGPI: SEM-I: 6.78 ; SEM-II: 6.80 ; SEM-III: 6.96 ; SEM-IV: 7.89 ; SEM-V: 7.26 ; SEM-VI: 6.92 ; SEM-VII: 8.35 ; CGPI: 7.61																																						
CREDITS: SEM-I: 27 ; SEM-II: 27 ; SEM-III: 26 ; SEM-IV: 27 ; SEM-V: 27 ; SEM-VI: 26 ; SEM-VII: 26																																						
MARKS: SEM-I:464/750; SEM-II:475/750; SEM-III:494/750; SEM-IV:549/750; SEM-V:506/750; SEM-VI:490/750; SEM-VII:567/750; TOTAL: 4234/6000 (70.57%)																																						

/- FEMALE, #- 0.229, @- 0.5042/0.5043, *- 0.5045, \$- Carried Forward Grade, -- Dyslexia, A/ABS- Absent, F- Fails, P- Passes																																						
RR- Reserved, RLE- Reserve for Lower Examination, RPV- Provisional, RCC- 0.5050, ADC- Admission Cancelled																																						
G:Grade, GP:Grade Point, C:Credits, aC:Sum of Credit Points, aCG:Sum of Product of Credits & Grades																																						
SGPI:Semester Grade Performance Index = aCG/aC, CGPI:Cumulative Grade Performance Index																																						
% Marks : 80 and Above 75-79.99 70-74.99 60-69.99 50-59.99 45-49.99 40-44.99 Less Than 40																																						
Grade / Gr. Pt. : 0 / 10 A / 9 B / 8 C / 7 D / 6 E / 5 P / 4 F / 0																																						



Principal
S.I.E.S. GRADUATE SCHOOL OF TECHNOLOGY
PLOT ICA, SIK CHANDRASEKARENDRA SARASWATHY VIDYAPURAM
SECTOR-4, WERUL, NAVI MUMBAI - 400 706.

SEAT NO	NAME	<Course-I>	<Course-II>	<Course-III>	<Course-IV>	<Course-V>	<Course-VI>	<Course-VII>	<Course-VIII>	<Course-IX>	TOTAL MARKS
		Th(80/32)	Th(80/32)	Th(80/32)	Th(80/32)	Tw(25/10)	Tw(25/10)	Tw(50/20)	Tw(50/20)	Tw(50/20)	OUT OF 750
		In(20/08)	In(20/08)	In(20/08)	In(20/08)	Or(25/10)	Or(25/10)	Or/Pr(25/10)	Or/Pr(25/10)	Or/Pr(50/20)	RESULT REMARK
Total	Total	Total	Total	Total	Total	Total	Total	Total	Total	Total	
C G GP C*G	C G GP C*G	C G GP C*G	C G GP C*G	C G GP C*G	C G GP C*G	C G GP C*G	C G GP C*G	C G GP C*G	C G GP C*G	C G GP C*G	ãC ãCG SGPI

01. CSC801	HUMAN MACHINE INTERACTION	02. CSC802	DISTRIBUTED COMPUTING	04. CSDLO8012	NATURAL LANG. PROCESSING
13. ILO8028	DIGITAL BUSINESS MGMT.	15. CSL801	HUMAN MACHINE INTER. LAB	16. CSL802	DISTRIBUTED COMPUTING LAB
17. CSL803	CLOUD COMPUTING LAB.	18. CSL804	COMPUTATIONAL LAB-II	19. CSP805	MAJOR PROJECT-II

7283488 WALUJKAR SURYA ANILKUMAR RAJARATHANA

70	70	74	74	23	21	43	48	41			
17	17	18	20	23	22	22	22	45	P		670
87	87	92	94	46	43	65	70	86			
4 0 10	40 4 0 10	40 4 0 10	40 3 0 10	30 1 0 10	10 1 0 10	10 2 0 10	20 1 0 10	10 6 0 10	60 26	260	10.00

SGPI: SEM-I: 8.56 ; SEM-II: 7.96 ; SEM-III: 8.62 ; SEM-IV: 8.93 ; SEM-V: 8.41 ; SEM-VI: 8.12 ; SEM-VII: 8.08 ; CGPI: 8.58
CREDITS: SEM-I: 27 ; SEM-II: 27 ; SEM-III: 26 ; SEM-IV: 27 ; SEM-V: 27 ; SEM-VI: 26 ; SEM-VII: 26
MARKS: SEM-I:593/750; SEM-II:535/750; SEM-III:588/750; SEM-IV:590/750; SEM-V:572/750; SEM-VI:557/750; SEM-VII:549/750; TOTAL: 4654/6000 (77.57%)

7283489 WARADE OMKAR SATISH REKHA

54	70	70	80	22	21	42	48	42			
15	17	16	16	20	21	20	22	45	P		641
69	87	86	96	42	42	62	70	87			
4 C 7	28 4 0 10	40 4 0 10	40 3 0 10	30 1 0 10	10 1 0 10	10 2 0 10	20 1 0 10	10 6 0 10	60 26	248	9.54


SGPI: SEM-I: 7.11 ; SEM-II: 7.07 ; SEM-III: 7.31 ; SEM-IV: 6.80 ; SEM-V: 6.44 ; SEM-VI: 6.14 ; SEM-VII: 7.23 ; CGPI: 7.20
CREDITS: SEM-I: 27 ; SEM-II: 27 ; SEM-III: 26 ; SEM-IV: 27 ; SEM-V: 27 ; SEM-VI: 26 ; SEM-VII: 26
MARKS: SEM-I:486/750; SEM-II:490/750; SEM-III:515/750; SEM-IV:487/750; SEM-V:470/750; SEM-VI:448/750; SEM-VII:493/750; TOTAL: 4030/6000 (67.17%)

7283490 YADAV VIJAY CHANDRIKA DURGAVATI

74	70	64	77	20	19	40	45	47			
19	15	17	19	23	23	21	24	47	P		664
93	85	81	96	43	42	61	69	94			
4 0 10	40 4 0 10	40 4 0 10	40 3 0 10	30 1 0 10	10 1 0 10	10 2 0 10	20 1 0 10	10 6 0 10	60 26	260	10.00

SGPI: SEM-I: 7.96 ; SEM-II: 6.93 ; SEM-III: 8.62 ; SEM-IV: 9.63 ; SEM-V: 9.11 ; SEM-VI: 8.31 ; SEM-VII: 8.65 ; CGPI: 8.65
CREDITS: SEM-I: 27 ; SEM-II: 27 ; SEM-III: 26 ; SEM-IV: 27 ; SEM-V: 27 ; SEM-VI: 26 ; SEM-VII: 26
MARKS: SEM-I:531/750; SEM-II:473/750; SEM-III:570/750; SEM-IV:615/750; SEM-V:585/750; SEM-VI:556/750; SEM-VII:566/750; TOTAL: 4560/6000 (76.00%)

/- FEMALE, #- 0.229, @- 0.5042/0.5043, *- 0.5045, \$- Carried Forward Grade, -- Dyslexia, A/ABS- Absent, F- Fails, P- Passes
RR- Reserved, RLE- Reserve for Lower Examination, RPV- Provisional, RCC- 0.5050, ADC- Admission Cancelled
G:Grade, GP:Grade Point, C:Credits, ãC:Sum of Credit Points, ãCG:Sum of Product of Credits & Grades
SGPI:Semester Grade Performance Index = ãCG/ãC, CGPI:Cumulative Grade Performance Index
% Marks : 80 and Above 75-79.99 70-74.99 60-69.99 50-59.99 45-49.99 40-44.99 Less Than 40
Grade / Gr. Pt. : 0 / 10 A / 9 B / 8 C / 7 D / 6 E / 5 P / 4 F / 0



Principal
S.I.E.S. GRADUATE SCHOOL OF TECHNOLOGY
PLOT 10/11E, SIR CHANDRASEKARENDRA SARASWATHY VIDYAPURAM
SECTOR-4, REKUL, NAVI MUMBAI - 400 706.

SEAT NO	NAME	<Course-I>	<Course-II>	<Course-III>	<Course-IV>	<Course-V>	<Course-VI>	<Course-VII>	<Course-VIII>	<Course-IX>	RESULT	REMARK	TOTAL MARKS
		Th(80/32)	Th(80/32)	Th(80/32)	Th(80/32)	Tw(25/10)	Tw(25/10)	Tw(50/20)	Tw(50/20)	Tw(50/20)			OUT OF 750
		In(20/08)	In(20/08)	In(20/08)	In(20/08)	Or(25/10)	Or(25/10)	Or/Pr(25/10)	Or/Pr(25/10)	Or/Pr(50/20)			
		Total	Total	Total	Total	Total	Total	Total	Total	Total			
		C G GP C*G	C G GP C*G	C G GP C*G	C G GP C*G	C G GP C*G	C G GP C*G	C G GP C*G	C G GP C*G	C G GP C*G	âC	âCG	SGPI

01. CSC801	HUMAN MACHINE INTERACTION	02. CSC802	DISTRIBUTED COMPUTING	04. CSDL08012	NATURAL LANG. PROCESSING
13. ILO8028	DIGITAL BUSINESS MGMT.	15. CSL801	HUMAN MACHINE INTER. LAB	16. CSL802	DISTRIBUTED COMPUTING LAB
17. CSL803	CLOUD COMPUTING LAB.	18. CSL804	COMPUTATIONAL LAB-II	19. CSP805	MAJOR PROJECT-II

7283491 /YADAVAR PAVITHRA ELANGOVAN JAYABANU

64	64	67	77	23	23	43	39	45					
14	15	17	19	21	22	20	20	45		P			638
78	79	84	96	44	45	63	59	90					
4 A 9 36	4 A 9 36	4 O 10 40	3 O 10 30	1 O 10 10	1 O 10 10	2 O 10 20	1 A 9 9	6 O 10 60	26	251	9.65		

SGPI: SEM-I: 7.67 ; SEM-II: 7.24 ; SEM-III: 7.15 ; SEM-IV: 7.95 ; SEM-V: 7.52 ; SEM-VI: 7.29 ; SEM-VII: 7.85 ; CGPI: 7.79
CREDITS: SEM-I: 27 ; SEM-II: 27 ; SEM-III: 26 ; SEM-IV: 27 ; SEM-V: 27 ; SEM-VI: 26 ; SEM-VII: 26
MARKS: SEM-I:534/750; SEM-II:504/750; SEM-III:507/750; SEM-IV:538/750; SEM-V:514/750; SEM-VI:512/750; SEM-VII:522/750; TOTAL: 4269/6000 (71.15%)

01. CSC801	HUMAN MACHINE INTERACTION	02. CSC802	DISTRIBUTED COMPUTING	04. CSDL08012	NATURAL LANG. PROCESSING
14. ILO8029	ENVIRONMENTAL MANAGEMENT	15. CSL801	HUMAN MACHINE INTER. LAB	16. CSL802	DISTRIBUTED COMPUTING LAB
17. CSL803	CLOUD COMPUTING LAB.	18. CSL804	COMPUTATIONAL LAB-II	19. CSP805	MAJOR PROJECT-II

7283492 ANIL ASWIN P K V SEEMA

70	77	70	74	24	23	43	37	42					
16	14	17	20	22	21	21	20	44		P			655
86	91	87	94	46	44	64	57	86					
4 O 10 40	4 O 10 40	4 O 10 40	3 O 10 30	1 O 10 10	1 O 10 10	2 O 10 20	1 A 9 9	6 O 10 60	26	259	9.96		

SGPI: SEM-I: 8.19 ; SEM-II: 7.63 ; SEM-III: 7.12 ; SEM-IV: 6.56 ; SEM-V: 6.15 ; SEM-VI: 6.38 ; SEM-VII: 7.00 ; CGPI: 7.37
CREDITS: SEM-I: 27 ; SEM-II: 27 ; SEM-III: 26 ; SEM-IV: 27 ; SEM-V: 27 ; SEM-VI: 26 ; SEM-VII: 26
MARKS: SEM-I:553/750; SEM-II:514/750; SEM-III:510/750; SEM-IV:457/750; SEM-V:439/750; SEM-VI:450/750; SEM-VII:487/750; TOTAL: 4065/6000 (67.75%)

7283493 /BHOSALE SWARIKA MAHENDRA SUNANDA

70	74	70	74	23	23	44	40	40					
16	18	17	20	24	21	22	22	45		P			663
86	92	87	94	47	44	66	62	85					
4 O 10 40	4 O 10 40	4 O 10 40	3 O 10 30	1 O 10 10	1 O 10 10	2 O 10 20	1 O 10 10	6 O 10 60	26	260	10.00		

SGPI: SEM-I: 8.63 ; SEM-II: 8.78 ; SEM-III: 8.62 ; SEM-IV: 8.62 ; SEM-V: 7.85 ; SEM-VI: 7.48 ; SEM-VII: 8.38 ; CGPI: 8.54
CREDITS: SEM-I: 27 ; SEM-II: 27 ; SEM-III: 26 ; SEM-IV: 27 ; SEM-V: 27 ; SEM-VI: 26 ; SEM-VII: 26
MARKS: SEM-I:571/750; SEM-II:605/750; SEM-III:586/750; SEM-IV:571/750; SEM-V:529/750; SEM-VI:520/750; SEM-VII:563/750; TOTAL: 4608/6000 (76.80%)

/- FEMALE, #- 0.229, @- 0.5042/0.5043, *- 0.5045, \$- Carried Forward Grade, -- Dyslexia, A/ABS- Absent, F- Fails, P- Passes
RR- Reserved, RLE- Reserve for Lower Examination, RPV- Provisional, RCC- 0.5050, ADC- Admission Cancelled
G:Grade, GP:Grade Point, C:Credits, âC:Sum of Credit Points, âCG:Sum of Product of Credits & Grades
SGPI:Semester Grade Performance Index = âCG/âC, CGPI:Cumulative Grade Performance Index
% Marks : 80 and Above 75-79.99 70-74.99 60-69.99 50-59.99 45-49.99 40-44.99 Less Than 40
Grade / Gr. Pt. : O / 10 A / 9 B / 8 C / 7 D / 6 E / 5 F / 4 F / 0



Principal
S.I.E.S. GRADUATE SCHOOL OF TECHNOLOGY
PLOT 10/1/E, SIR CHANDRASEKARENDRA SARASWATHY VIDYAPURAM,
SECTOR-4, KERLA, NAVI MUMBAI - 400 706.

OFFICE REGISTER FOR THE B.E. (COMPUTER ENGINEERING) (SEM VIII) (CHOICE BASED) EXAMINATION HELD IN OCTOBER 2020
COLLEGE/CENTRE NAME:690:SIES

RESULT DATE :- NOVEMBER 13, 2020

SEAT_NO	NAME	<Course-I>	<Course-II>	<Course-III>	<Course-IV>	<Course-V>	<Course-VI>	<Course-VII>	<Course-VIII>	< Course-IX >	RESULT	REMARK	TOTAL MARKS
		Th(80/32)	Th(80/32)	Th(80/32)	Th(80/32)	Tw(25/10)	Tw(25/10)	Tw(50/20)	Tw(50/20)	Tw(50/20)			OUT OF 750
		In(20/08)	In(20/08)	In(20/08)	In(20/08)	Or(25/10)	Or(25/10)	Or/Pr(25/10)	Or/Pr(25/10)	Or/Pr(50/20)			
		Total	Total	Total	Total	Total	Total	Total	Total	Total	ãC	ãCG	SGPI
		C G GP C*G	C G GP C*G	C G GP C*G	C G GP C*G	C G GP C*G	C G GP C*G	C G GP C*G	C G GP C*G	C G GP C*G			
01. CSC801	HUMAN MACHINE INTERACTION			02. CSC802				04. CSDL08012					
14. ILO8029	ENVIRONMENTAL MANAGEMENT			15. CSL801				16. CSL802					
17. CSL803	CLOUD COMPUTING LAB.			18. CSL804				19. CSP805					

7283494 /CHRISTINA RAYMOND REENA

67	77	70	74	21	19	43	35	40					
15	17	20	20	22	23	20	18	43			P		644
82	94	90	94	43	42	63	53	83					
4 0 10	40 4 0 10	40 4 0 10	40 4 0 10	30 3 0 10	30 1 0 10	10 1 0 10	10 2 0 10	20 1 0 10	8 8	6 0 10	60	26 258	9.92
SGPI: SEM-I: 7.33 ; SEM-II: 7.69 ; SEM-III: 7.38 ; SEM-IV: 8.63 ; SEM-V: 7.67 ; SEM-VI: 7.96 ; SEM-VII: 7.88 ; CGPI: 8.05													
CREDITS: SEM-I: 27 ; SEM-II: 27 ; SEM-III: 26 ; SEM-IV: 27 ; SEM-V: 27 ; SEM-VI: 26 ; SEM-VII: 26													
MARKS: SEM-I:504/750; SEM-II:522/750; SEM-III:509/750; SEM-IV:566/750; SEM-V:520/750; SEM-VI:532/750; SEM-VII:523/750; TOTAL: 4320/6000 (72.00%)													

7283495 DHONDKAR ASHUTOSH NAYAN NEHA

67	77	74	74	23	19	44	43	45					
17	15	18	20	23	24	20	23	45			P		671
84	92	92	94	46	43	64	66	90					
4 0 10	40 4 0 10	40 4 0 10	40 3 0 10	30 1 0 10	10 1 0 10	10 2 0 10	20 1 0 10	10 6 0 10	60	26 260	10.00		
SGPI: SEM-I: 8.15 ; SEM-II: 9.52 ; SEM-III: 7.85 ; SEM-IV: 9.52 ; SEM-V: 7.67 ; SEM-VI: 8.08 ; SEM-VII: 8.96 ; CGPI: 8.72													
CREDITS: SEM-I: 27 ; SEM-II: 27 ; SEM-III: 26 ; SEM-IV: 27 ; SEM-V: 27 ; SEM-VI: 26 ; SEM-VII: 26													
MARKS: SEM-I:553/750; SEM-II:610/750; SEM-III:556/750; SEM-IV:615/750; SEM-V:529/750; SEM-VI:546/750; SEM-VII:586/750; TOTAL: 4666/6000 (77.77%)													

7283496 /KHAIRNAR SHRUTI VILAS PRITI

67	67	61	74	22	21	46	47	47					
15	17	19	18	21	22	18	23	47			P		652
82	84	80	92	43	43	64	70	94					
4 0 10	40 4 0 10	40 4 0 10	40 3 0 10	30 1 0 10	10 1 0 10	10 2 0 10	20 1 0 10	10 6 0 10	60	26 260	10.00		
(DIPLOMA STUDENT) SGPI: SEM-III: 6.77 ; SEM-IV: 8.00 ; SEM-V: 7.41 ; SEM-VI: 7.46 ; SEM-VII: 7.69 ; CGPI: 7.89													
CREDITS: SEM-III: 26 ; SEM-IV: 27 ; SEM-V: 27 ; SEM-VI: 26 ; SEM-VII: 26													
MARKS: SEM-III:502/750; SEM-IV:549/750; SEM-V:515/750; SEM-VI:518/750; SEM-VII:534/750; TOTAL: 3270/4500 (72.67%)													

/- FEMALE, #- 0.229, @- 0.5042/0.5043, *- 0.5045, \$- Carried Forward Grade, -- Dyslexia, A/ABS- Absent, F- Fails, P- Passes
RR- Reserved, RLE- Reserve for Lower Examination, RPV- Provisional, RCC- 0.5050, ADC- Admission Cancelled
G:Grade, GP:Grade Point, C:Credits, ãC:Sum of Credit Points, ãCG:Sum of Product of Credits & Grades
SGPI:Semester Grade Performance Index = ãCG/ãC, CGPI:Cumulative Grade Performance Index
% Marks : 80 and Above 75-79.99 70-74.99 60-69.99 50-59.99 45-49.99 40-44.99 Less Than 40
Grade / Gr. Pt. : O / 10 A / 9 B / 8 C / 7 D / 6 E / 5 P / 4 F / 0

Principal
S.I.E.S. GRADUATE SCHOOL OF TECHNOLOGY
PLOT 10/A, S. CHANDRASEKARENDRA SARASWATHY VIDYAPURAM
SECTOR 4, NAVI MUMBAI - 400 706.

SEAT_NO	NAME	<Course-I>	<Course-II>	<Course-III>	<Course-IV>	<Course-V>	<Course-VI>	<Course-VII>	<Course-VIII>	<Course-IX>	RESULT	REMARK	TOTAL MARKS
		Th(80/32)	Th(80/32)	Th(80/32)	Th(80/32)	Tw(25/10)	Tw(25/10)	Tw(50/20)	Tw(50/20)	Tw(50/20)			OUT OF 750
		In(20/08)	In(20/08)	In(20/08)	In(20/08)	Or(25/10)	Or(25/10)	Or/Pr(25/10)	Or/Pr(25/10)	Or/Pr(50/20)			
		Total	Total	Total	Total	Total	Total	Total	Total	Total			
		C G GP C*G	C G GP C*G	C G GP C*G	C G GP C*G	C G GP C*G	C G GP C*G	C G GP C*G	C G GP C*G	C G GP C*G			

01. CSC801	HUMAN MACHINE INTERACTION	02. CSC802	DISTRIBUTED COMPUTING	04. CSDL08012	NATURAL LANG. PROCESSING
14. ILO8029	ENVIRONMENTAL MANAGEMENT	15. CSL801	HUMAN MACHINE INTER. LAB	16. CSL802	DISTRIBUTED COMPUTING LAB
17. CSL803	CLOUD COMPUTING LAB.	18. CSL804	COMPUTATIONAL LAB-II	19. CSP805	MAJOR PROJECT-II

7283497 /PATHAK MAITHILI RAJIV MANJUSHA

70	77	77	74	24	21	44	42	45												
16	17	18	19	23	24	21	22	47		P			681							
86	94	95	93	47	45	65	64	92												
4 O 10	40	4 O 10	40	4 O 10	40	3 O 10	30	1 O 10	10	1 O 10	10	2 O 10	20	1 O 10	10	6 O 10	60	26	260	10.00

SGPI: SEM-I: 8.15 ; SEM-II: 8.52 ; SEM-III: 9.04 ; SEM-IV: 9.70 ; SEM-V: 8.59 ; SEM-VI: 8.23 ; SEM-VII: 9.27 ; CGPI: 8.93
CREDITS: SEM-I: 27 ; SEM-II: 27 ; SEM-III: 26 ; SEM-IV: 27 ; SEM-V: 27 ; SEM-VI: 26 ; SEM-VII: 26
MARKS: SEM-I:561/750; SEM-II:569/750; SEM-III:591/750; SEM-IV:632/750; SEM-V:572/750; SEM-VI:563/750; SEM-VII:608/750; TOTAL: 4777/6000 (79.62%)

7283498 PATHAK RAJIV KRIPASHANKAR SUMAN

70	77	77	74	21	19	42	38	45												
14	14	16	19	22	22	20	19	41		P			650							
84	91	93	93	43	41	62	57	86												
4 O 10	40	4 O 10	40	4 O 10	40	3 O 10	30	1 O 10	10	1 O 10	10	2 O 10	20	1 A 9	9	6 O 10	60	26	259	9.96

SGPI: SEM-I: 5.94 ; SEM-II: 6.07 ; SEM-III: 6.15 ; SEM-IV: 6.89 ; SEM-V: 6.59 ; SEM-VI: 6.08 ; SEM-VII: 6.73 ; CGPI: 6.79
CREDITS: SEM-I: 27 ; SEM-II: 27 ; SEM-III: 26 ; SEM-IV: 27 ; SEM-V: 27 ; SEM-VI: 26 ; SEM-VII: 26
MARKS: SEM-I:428/750; SEM-II:426/750; SEM-III:450/750; SEM-IV:465/750; SEM-V:459/750; SEM-VI:513/750; SEM-VII:463/750; TOTAL: 3854/6000 (64.23%)

7283499 SOMAIYA JIGAR CHETAN LATA

67	77	74	70	21	23	44	42	47												
16	18	19	18	21	23	22	20	47		P			669							
83	95	93	88	42	46	66	62	94												
4 O 10	40	4 O 10	40	4 O 10	40	3 O 10	30	1 O 10	10	1 O 10	10	2 O 10	20	1 O 10	10	6 O 10	60	26	260	10.00

SGPI: SEM-I: 7.56 ; SEM-II: 8.63 ; SEM-III: 9.08 ; SEM-IV: 9.19 ; SEM-V: 8.07 ; SEM-VI: 7.42 ; SEM-VII: 7.69 ; CGPI: 8.45
CREDITS: SEM-I: 27 ; SEM-II: 27 ; SEM-III: 26 ; SEM-IV: 27 ; SEM-V: 27 ; SEM-VI: 26 ; SEM-VII: 26
MARKS: SEM-I:518/750; SEM-II:580/750; SEM-III:604/750; SEM-IV:598/750; SEM-V:538/750; SEM-VI:516/750; SEM-VII:515/750; TOTAL: 4538/6000 (75.63%)

/- FEMALE, #- 0.229, @- 0.5042/0.5043, *- 0.5045, \$- Carried Forward Grade, -- Dyslexia, A/ABS- Absent, F- Fails, P- Passes
RR- Reserved, RLE- Reserve for Lower Examination, RPV- Provisional, RCC- 0.5050, ADC- Admission Cancelled
G:Grade, GP:Grade Point, C:Credits, aC:Sum of Credit Points, aCG:Sum of Product of Credits & Grades
SGPI:Semester Grade Performance Index = aCG/aC, CGPI:Cumulative Grade Performance Index
& Marks : 80 and Above 75-79.99 70-74.99 60-69.99 50-59.99 45-49.99 40-44.99 Less Than 40
Grade / Gr. Pt. : O / 10 A / 9 B / 8 C / 7 D / 6 E / 5 P / 4 F / 0

Principal
S.I.E.S. GRADUATE SCHOOL OF TECHNOLOGY
PLOT 102, S.R. CHANDRASEKARENDRA SARASWATHY VIDYAPURAM
SECTOR-4, BELUL, NAVI MUMBAI - 400 705.

SEAT NO	NAME	<Course-I>	<Course-II>	<Course-III>	<Course-IV>	<Course-V>	<Course-VI>	<Course-VII>	<Course-VIII>	<Course-IX>	RESULT	REMARK	TOTAL MARKS
		Th(80/32)	Th(80/32)	Th(80/32)	Th(80/32)	Tw(25/10)	Tw(25/10)	Tw(50/20)	Tw(50/20)	Tw(50/20)			OUT OF 750
		In(20/08)	In(20/08)	In(20/08)	In(20/08)	Or(25/10)	Or(25/10)	Or/Pr(25/10)	Or/Pr(25/10)	Or/Pr(50/20)			
		Total	Total	Total	Total	Total	Total	Total	Total	Total			
		C G GP C*G	C G GP C*G	C G GP C*G	C G GP C*G	C G GP C*G	C G GP C*G	C G GP C*G	C G GP C*G	C G GP C*G			

01. CSC801	HUMAN MACHINE INTERACTION	02. CSC802	DISTRIBUTED COMPUTING	04. CSDLO8012	NATURAL LANG. PROCESSING								
14. ILO8029	ENVIRONMENTAL MANAGEMENT	15. CSL801	HUMAN MACHINE INTER. LAB	16. CSL802	DISTRIBUTED COMPUTING LAB								
17. CSL803	CLOUD COMPUTING LAB.	18. CSL804	COMPUTATIONAL LAB-II	19. CSP805	MAJOR PROJECT-II								

7283500 VALLABH ASHISH KEDARISSETTI KEDARISSETTI VENKATA SA

70	77	74	74	23	23	45	45	47					
17	18	20	19	22	23	23	22	47		P			689
87	95	94	93	45	46	68	67	94					
4 0 10	40 4 0 10	40 4 0 10	40 3 0 10	30 1 0 10	10 1 0 10	10 2 0 10	20 1 0 10	10 6 0 10	60 26	260	10.00		

SGPI: SEM-I: 7.67 ; SEM-II: 7.41 ; SEM-III: 7.69 ; SEM-IV: 8.52 ; SEM-V: 7.67 ; SEM-VI: 8.27 ; SEM-VII: 8.58 ; CGPI: 8.22
 CREDITS: SEM-I: 27 ; SEM-II: 27 ; SEM-III: 26 ; SEM-IV: 27 ; SEM-V: 27 ; SEM-VI: 26 ; SEM-VII: 26
 MARKS: SEM-I:531/750; SEM-II:513/750; SEM-III:543/750; SEM-IV:557/750; SEM-V:524/750; SEM-VI:564/750; SEM-VII:577/750; TOTAL: 4498/6000 (74.97%)

01. CSC801	HUMAN MACHINE INTERACTION	02. CSC802	DISTRIBUTED COMPUTING	05. CSDLO8013	ADHOC WIRELESS NETWORKS								
13. ILO8028	DIGITAL BUSINESS MGMT.	15. CSL801	HUMAN MACHINE INTER. LAB	16. CSL802	DISTRIBUTED COMPUTING LAB								
17. CSL803	CLOUD COMPUTING LAB.	18. CSL804	COMPUTATIONAL LAB-II	19. CSP805	MAJOR PROJECT-II								

7283501 BELOSE NIKHIL MANOJ VANDANA

64	67	70	74	21	19	45	42	41					
13	13	15	18	18	23	19	21	42		P			625
77	80	85	92	39	42	64	63	83					
4 A 9	36 4 0 10	40 4 0 10	40 3 0 10	30 1 A 9	9 1 0 10	10 2 0 10	20 1 0 10	10 6 0 10	60 26	255	9.81		

(DIPLOMA STUDENT) SGPI: SEM-III: 6.65 ; SEM-IV: 7.22 ; SEM-V: 6.70 ; SEM-VI: 7.12 ; SEM-VII: 7.27 ; CGPI: 7.46
 CREDITS: SEM-III: 26 ; SEM-IV: 27 ; SEM-V: 27 ; SEM-VI: 26 ; SEM-VII: 26
 MARKS: SEM-III:505/750; SEM-IV:508/750; SEM-V:472/750; SEM-VI:495/750; SEM-VII:496/750; TOTAL: 3101/4500 (68.91%)

7283502 GOKHALE AMOGH RAJESH MOHANA

67	74	74	77	23	22	46	46	45					
17	17	19	17	23	24	22	24	45		P			682
84	91	93	94	46	46	68	70	90					
4 0 10	40 4 0 10	40 4 0 10	40 3 0 10	30 1 0 10	10 1 0 10	10 2 0 10	20 1 0 10	10 6 0 10	60 26	260	10.00		

SGPI: SEM-I: 7.81 ; SEM-II: 7.85 ; SEM-III: 6.92 ; SEM-IV: 7.58 ; SEM-V: 7.48 ; SEM-VI: 7.41 ; SEM-VII: 8.15 ; CGPI: 7.89
 CREDITS: SEM-I: 27 ; SEM-II: 27 ; SEM-III: 27 ; SEM-IV: 27 ; SEM-V: 27 ; SEM-VI: 26 ; SEM-VII: 26
 MARKS: SEM-I:540/750; SEM-II:536/750; SEM-III:516/750; SEM-IV:531/750; SEM-V:512/750; SEM-VI:504/750; SEM-VII:569/750; TOTAL: 4390/6000 (73.17%)

/- FEMALE, #- 0.229, @- 0.5042/0.5043, *- 0.5045, \$- Carried Forward Grade, -- Dyslexia, A/ABS- Absent, F- Fails, P- Passes
 RR- Reserved, RLE- Reserve for Lower Examination, RPV- Provisional, RCC- 0.5050, ADC- Admission Cancelled
 G:Grade, GP:Grade Point, C:Credits, aC:Sum of Credit Points, aCG:Sum of Product of Credits & Grades
 SGPI:Semester Grade Performance Index = aCG/aC, CGPI:Cumulative Grade Performance Index
 % Marks : 80 and Above 75-79.99 70-74.99 60-69.99 50-59.99 45-49.99 40-44.99 Less Than 40
 Grade / Gr. Pt. : 0 / 10 A / 9 B / 8 C / 7 D / 6 E / 5 P / 4 F / 0



Principal
 S.I.E.S. GRADUATE SCHOOL OF TECHNOLOGY
 PLOT NO. 5, SIR CHANDRASEKARENDRA SARASWATHY VIDYAPURAM
 SECTOR-4, WERUL, NAVI MUMBAI - 400 706.

SEAT_NO	NAME	<Course-I>	<Course-II>	<Course-III>	<Course-IV>	<Course-V>	<Course-VI>	<Course-VII>	<Course-VIII>	<Course-IX>	RESULT	REMARK	TOTAL MARKS
		Th(80/32)	Th(80/32)	Th(80/32)	Th(80/32)	Tw(25/10)	Tw(25/10)	Tw(50/20)	Tw(50/20)	Tw(50/20)			OUT OF 750
		In(20/08)	In(20/08)	In(20/08)	In(20/08)	Or(25/10)	Or(25/10)	Or/Pr(25/10)	Or/Pr(25/10)	Or/Pr(50/20)			
		Total	Total	Total	Total	Total	Total	Total	Total	Total			
		C G GP C*G	C G GP C*G	C G GP C*G	C G GP C*G	C G GP C*G	C G GP C*G	C G GP C*G	C G GP C*G	C G GP C*G			

01. CSC801	HUMAN MACHINE INTERACTION	02. CSC802	DISTRIBUTED COMPUTING	05. CSDL08013	ADHOC WIRELESS NETWORKS
13. ILO8028	DIGITAL BUSINESS MGMT.	15. CSL801	HUMAN MACHINE INTER. LAB	16. CSL802	DISTRIBUTED COMPUTING LAB
17. CSL803	CLOUD COMPUTING LAB.	18. CSL804	COMPUTATIONAL LAB-II	19. CSP805	MAJOR PROJECT-II

7283503 MOOFANAR ARUN SUNDARESAN RADHA

74	67	70	77	20	18	41	38	42												
12	17	18	17	22	21	19	21	40			P		634							
86	84	88	94	42	39	60	59	82												
4 O 10	40	4 O 10	40	4 O 10	40	3 O 10	30	1 O 10	10	1 A 9	9	2 O 10	20	1 A 9	9	6 O 10	60	26	258	9.92

SGPI: SEM-I: 5.30 ; SEM-II: 5.44 ; SEM-III: 4.82 ; SEM-IV: 5.11 ; SEM-V: 5.44 ; SEM-VI: 5.50 ; SEM-VII: 7.08 ; CGPI: 6.05
 CREDITS: SEM-I: 27 ; SEM-II: 27 ; SEM-III: 28 ; SEM-IV: 28 ; SEM-V: 27 ; SEM-VI: 26 ; SEM-VII: 26
 MARKS: SEM-I:384/750; SEM-II:396/750; SEM-III:400/800; SEM-IV:415/825; SEM-V:398/750; SEM-VI:416/750; SEM-VII:478/750; TOTAL: 3521/6125 (57.49%)

7283504 PARVATIKAR ABHIMANYU RAJ AARTI

67	77	74	80	21	22	42	41	42												
16	17	18	17	19	21	21	21	42			P		658							
83	94	92	97	40	43	63	62	84												
4 O 10	40	4 O 10	40	4 O 10	40	3 O 10	30	1 O 10	10	1 O 10	10	2 O 10	20	1 O 10	10	6 O 10	60	26	260	10.00

SGPI: SEM-I: 5.80 ; SEM-II: 6.65 ; SEM-III: 6.54 ; SEM-IV: 6.33 ; SEM-V: 5.93 ; SEM-VI: 5.31 ; SEM-VII: 6.88 ; CGPI: 6.67 @0.08
 CREDITS: SEM-I: 27 ; SEM-II: 27 ; SEM-III: 26 ; SEM-IV: 27 ; SEM-V: 27 ; SEM-VI: 26 ; SEM-VII: 26
 MARKS: SEM-I:417/750; SEM-II:455/750; SEM-III:466/750; SEM-IV:457/750; SEM-V:407/750; SEM-VI:412/750; SEM-VII:472/750; TOTAL: 3744/6000 (62.40%)

7283505 PENDING DEVESH MAHESH ASMITA

54	67	67	74	22	21	40	44	40												
16	14	14	17	19	23	19	20	42			P		613							
70	81	81	91	41	44	59	64	82												
4 B 8	32	4 O 10	40	4 O 10	40	3 O 10	30	1 O 10	10	1 O 10	10	2 A 9	18	1 O 10	10	6 O 10	60	26	250	9.62

(DIPLOMA STUDENT) SGPI: SEM-III: 5.85 ; SEM-IV: 5.78 ; SEM-V: 6.56 ; SEM-VI: 6.38 ; SEM-VII: 7.19 ; CGPI: 6.89
 CREDITS: SEM-III: 26 ; SEM-IV: 27 ; SEM-V: 27 ; SEM-VI: 26 ; SEM-VII: 26
 MARKS: SEM-III:437/750; SEM-IV:432/750; SEM-V:454/750; SEM-VI:459/750; SEM-VII:490/750; TOTAL: 2885/4500 (64.11%)

/- FEMALE, #- 0.229, @- 0.5042/0.5043, *- 0.5045, \$- Carried Forward Grade, -- Dyslexia, A/ABS- Absent, F- Fails, P- Passes
 RR- Reserved, RLE- Reserve for Lower Examination, RPV- Provisional, RCC- 0.5050, ADC- Admission Cancelled
 G:Grade, GP:Grade Point, C:Credits, aC:Sum of Credit Points, aCG:Sum of Product of Credits & Grades
 SGPI:Semester Grade Performance Index = aCG/aC, CGPI:Cumulative Grade Performance Index
 % Marks : 80 and Above 75-79.99 70-74.99 60-69.99 50-59.99 45-49.99 40-44.99 Less Than 40
 Grade / Gr. Pt. : O / 10 A / 9 B / 8 C / 7 D / 6 E / 5 F / 4 F / 0

Principal
 S.I.E.C. GRADUATE SCHOOL OF TECHNOLOGY
 PLOT 10/1, S. CHANDRASEKARENDR SARASWATHY VIDYAPURAM
 SECTOR-4, NEARUL, NAVI MUMBAI - 400 706.

SEAT NO	NAME	<Course-I>	<Course-II>	<Course-III>	<Course-IV>	<Course-V>	<Course-VI>	<Course-VII>	<Course-VIII>	<Course-IX>	TOTAL MARKS
		Th(80/32)	Th(80/32)	Th(80/32)	Th(80/32)	Tw(25/10)	Tw(25/10)	Tw(50/20)	Tw(50/20)	Tw(50/20)	OUT OF 750
		In(20/08)	In(20/08)	In(20/08)	In(20/08)	Or(25/10)	Or(25/10)	Or/Pr(25/10)	Or/Pr(25/10)	Or/Pr(50/20)	RESULT REMARK
		Total	Total	Total	Total	Total	Total	Total	Total	Total	
		C G GP C*G	C G GP C*G	C G GP C*G	C G GP C*G	C G GP C*G	C G GP C*G	C G GP C*G	C G GP C*G	C G GP C*G	âC âCG SGPI

01. CSC801	HUMAN MACHINE INTERACTION	02. CSC802	DISTRIBUTED COMPUTING	05. CSDL08013	ADHOC WIRELESS NETWORKS
13. ILO8028	DIGITAL BUSINESS MGMT.	15. CSL801	HUMAN MACHINE INTER. LAB	16. CSL802	DISTRIBUTED COMPUTING LAB
17. CSL803	CLOUD COMPUTING LAB.	18. CSL804	COMPUTATIONAL LAB-II	19. CSP805	MAJOR PROJECT-II

7283506 /PISSAL MRUNALI RANGAANAT AMARJA

67	67	70	77	21	18	40	40	42			
15	12	16	19	21	23	21	21	43	P		633
82	79	86	96	42	41	61	61	85			
4 O 10	40 4 A 9 36	4 O 10 40	3 O 10 30	1 O 10 10	1 O 10 10	2 O 10 20	1 O 10 10	6 O 10 60	26	256	9.85

(DIPLOMA STUDENT) SGPI: SEM-III: 5.73 ; SEM-IV: 6.81 ; SEM-V: 6.07 ; SEM-VI: 6.69 ; SEM-VII: 7.58 ; CGPI: 7.11
 CREDITS: SEM-III: 26 ; SEM-IV: 27 ; SEM-V: 27 ; SEM-VI: 26 ; SEM-VII: 26
 MARKS: SEM-III:444/750; SEM-IV:488/750; SEM-V:425/750; SEM-VI:473/750; SEM-VII:511/750; TOTAL: 2974/4500 (66.09%)

7283507 RAMANI PRANAY RAJESH URMILA

74	67	70	77	20	19	44	38	39			
19	15	16	18	21	23	21	23	40	P		644
93	82	86	95	41	42	65	61	79			
4 O 10	40 4 O 10 40	4 O 10 40	3 O 10 30	1 O 10 10	1 O 10 10	2 O 10 20	1 O 10 10	6 A 9 54	26	254	9.77

(DIPLOMA STUDENT) SGPI: SEM-III: 5.38 ; SEM-IV: 6.85 ; SEM-V: 7.81 ; SEM-VI: 8.00 ; SEM-VII: 7.12 ; CGPI: 7.49
 CREDITS: SEM-III: 26 ; SEM-IV: 27 ; SEM-V: 27 ; SEM-VI: 26 ; SEM-VII: 26
 MARKS: SEM-III:429/750; SEM-IV:490/750; SEM-V:524/750; SEM-VI:437/750; SEM-VII:480/750; TOTAL: 3004/4500 (66.76%)

7283508 SATISH MANIKANNAN PREMA

58	58	70	70	20	19	43	40	39			
14	16	17	19	20	21	20	22	40	P		606
72	74	87	89	40	40	63	62	79			
4 B 8 32	4 B 8 32	4 O 10 40	3 O 10 30	1 O 10 10	1 O 10 10	2 O 10 20	1 O 10 10	6 A 9 54	26	238	9.15

(DIPLOMA STUDENT) SGPI: SEM-III: 5.50 ; SEM-IV: 6.48 ; SEM-V: 6.74 ; SEM-VI: 7.35 ; SEM-VII: 7.88 ; CGPI: 7.18
 CREDITS: SEM-III: 26 ; SEM-IV: 27 ; SEM-V: 27 ; SEM-VI: 26 ; SEM-VII: 26
 MARKS: SEM-III:434/750; SEM-IV:460/750; SEM-V:464/750; SEM-VI:494/750; SEM-VII:527/750; TOTAL: 2985/4500 (66.33%)

/- FEMALE, #- 0.229, @- 0.5042/0.5043, *- 0.5045, \$- Carried Forward Grade, -- Dyslexia, A/ABS- Absent, F- Fails, P- Passes

RR- Reserved, RLE- Reserve for Lower Examination, RPV- Provisional, RCC- 0.5050, ADC- Admission Cancelled

G:Grade, GP:Grade Point, C:Credits, âC:Sum of Credit Points, âCG:Sum of Product of Credits & Grades

SGPI:Semester Grade Performance Index = âCG/âC, CGPI:Cumulative Grade Performance Index

% Marks : 80 and Above 75-79.99 70-74.99 60-69.99 50-59.99 45-49.99 40-44.99 Less Than 40

Grade / Gr. Pt. : O / 10 A / 9 B / 8 C / 7 D / 6 E / 5 P / 4 F / 0

Principal
 SIES GRADUATE SCHOOL OF TECHNOLOGY
 SIES CHANDRASEKARENDRA SARASWATHY VIDYAPURAM
 BEVELGAON, WARD NO. 1, KAMBAVA, MUMBAI - 400 074

SEAT NO	NAME	<Course-I>	<Course-II>	<Course-III>	<Course-IV>	<Course-V>	<Course-VI>	<Course-VII>	<Course-VIII>	<Course-IX>	TOTAL MARKS
		Th(80/32)	Th(80/32)	Th(80/32)	Th(80/32)	Tw(25/10)	Tw(25/10)	Tw(50/20)	Tw(50/20)	Tw(50/20)	OUT OF 750
		In(20/08)	In(20/08)	In(20/08)	In(20/08)	Or(25/10)	Or(25/10)	Or/Pr(25/10)	Or/Pr(25/10)	Or/Pr(50/20)	RESULT REMARK
		Total	Total	Total	Total	Total	Total	Total	Total	Total	
		C G GP C*G	C G GP C*G	C G GP C*G	C G GP C*G	C G GP C*G	C G GP C*G	C G GP C*G	C G GP C*G	C G GP C*G	âC âCG SGPI

01. CSC801	HUMAN MACHINE INTERACTION	02. CSC802	DISTRIBUTED COMPUTING	05. CSDL08013	ADHOC WIRELESS NETWORKS
14. ILO8029	ENVIRONMENTAL MANAGEMENT	15. CSL801	HUMAN MACHINE INTER. LAB	16. CSL802	DISTRIBUTED COMPUTING LAB
17. CSL803	CLOUD COMPUTING LAB.	18. CSL804	COMPUTATIONAL LAB-II	19. CSP805	MAJOR PROJECT-II

7283509 ALVE CHAITANYA PRAKASH AARATI

67	80	61	70	22	20	45	42	44			
16	17	17	18	23	24	20	22	45	P		653
83	97	78	88	45	44	65	64	89			
4	0	10	40	4	0	10	40	4	A	9	36
				3	0	10	30	1	0	10	10
				1	0	10	10	1	0	10	10
				2	0	10	20	1	0	10	10
				6	0	10	60	26	256	9.85	

(DIPLOMA STUDENT)

SGPI: SEM-III: 7.88 ; SEM-IV: 8.11 ; SEM-V: 7.93 ; SEM-VI: 8.62 ; SEM-VII: 7.54 ; CGPI: 8.32
 CREDITS: SEM-III: 26 ; SEM-IV: 27 ; SEM-V: 27 ; SEM-VI: 26 ; SEM-VII: 26
 MARKS: SEM-III:561/750; SEM-IV:560/750; SEM-V:541/750; SEM-VI:569/750; SEM-VII:517/750; TOTAL: 3401/4500 (75.58%)

7283510 AMBAVANE SHUBHAM NAVIN NAMRATA

67	70	77	67	21	21	42	42	44			
16	15	18	19	21	23	19	22	44	P		648
83	85	95	86	42	44	61	64	88			
4	0	10	40	4	0	10	40	4	0	10	40
				3	0	10	30	1	0	10	10
				1	0	10	10	1	0	10	10
				2	0	10	20	1	0	10	10
				6	0	10	60	26	260	10.00	

(DIPLOMA STUDENT)

SGPI: SEM-III: 5.04 ; SEM-IV: 7.11 ; SEM-V: 6.63 ; SEM-VI: 6.69 ; SEM-VII: 7.12 ; CGPI: 7.10
 CREDITS: SEM-III: 26 ; SEM-IV: 27 ; SEM-V: 27 ; SEM-VI: 26 ; SEM-VII: 26
 MARKS: SEM-III:411/750; SEM-IV:574/750; SEM-V:471/750; SEM-VI:473/750; SEM-VII:501/750; TOTAL: 3078/4500 (68.40%)

7283511 AMIN MOHAN NARAYAN GEETA

67	70	74	70	22	23	42	44	44			
17	20	17	16	20	24	20	23	46	P		659
84	90	91	86	42	47	62	67	90			
4	0	10	40	4	0	10	40	4	0	10	40
				3	0	10	30	1	0	10	10
				1	0	10	10	1	0	10	10
				2	0	10	20	1	0	10	10
				6	0	10	60	26	260	10.00	

(DIPLOMA STUDENT)

SGPI: SEM-III: 8.92 ; SEM-IV: 8.52 ; SEM-V: 7.56 ; SEM-VI: 8.12 ; SEM-VII: 8.27 ; CGPI: 8.56
 CREDITS: SEM-III: 26 ; SEM-IV: 27 ; SEM-V: 27 ; SEM-VI: 26 ; SEM-VII: 26
 MARKS: SEM-III:601/750; SEM-IV:574/750; SEM-V:519/750; SEM-VI:544/750; SEM-VII:544/750; TOTAL: 3441/4500 (76.47%)

/- FEMALE, #- 0.229, @- 0.5042/0.5043, *- 0.5045, \$- Carried Forward Grade, -- Dyslexia, A/ABS- Absent, F- Fails, P- Passes
 RR- Reserved, RLE- Reserve for Lower Examination, RPV- Provisional, RCC- 0.5050, ADC- Admission Cancelled
 G:Grade, GP:Grade Point, C:Credits, âC:Sum of Credit Points, âCG:Sum of Product of Credits & Grades
 SGPI:Semester Grade Performance Index = âCG/âC, CGPI:Cumulative Grade Performance Index
 % Marks : 80 and Above 75-79.99 70-74.99 60-69.99 50-59.99 45-49.99 40-44.99 Less Than 40
 Grade / Gr. Pt. : 0 / 10 A / 9 B / 8 C / 7 D / 6 E / 5 P / 4 F / 0

UNIVERSITY OF MUMBAI

Page No.: 1181

OFFICE REGISTER FOR THE B.E. (COMPUTER ENGINEERING) (SEM VIII) (CHOICE BASED) EXAMINATION HELD IN OCTOBER 2020
COLLEGE/CENTRE NAME:690:SIES

RESULT DATE :- NOVEMBER 13, 2020

SEAT NO	NAME									TOTAL MARKS		
	<Course-I>	<Course-II>	<Course-III>	<Course-IV>	<Course-V>	<Course-VI>	<Course-VII>	<Course-VIII>	< Course-IX >			
	Th(80/32)	Th(80/32)	Th(80/32)	Th(80/32)	Tw(25/10)	Tw(25/10)	Tw(50/20)	Tw(50/20)	Tw(50/20)			
	In(20/08)	In(20/08)	In(20/08)	In(20/08)	Or(25/10)	Or(25/10)	Or/Pr(25/10)	Or/Pr(25/10)	Or/Pr(50/20)	RESULT	REMARK	OUT OF 750
	Total	Total	Total	Total	Total	Total	Total	Total	Total			
	C G GP C*G	C G GP C*G	C G GP C*G	C G GP C*G	C G GP C*G	C G GP C*G	C G GP C*G	C G GP C*G	C G GP C*G	ãC	ãCG	SGPI
01. CSC801	HUMAN MACHINE INTERACTION			02. CSC802	DISTRIBUTED COMPUTING			05. CSOLO8013	ADHOC WIRELESS NETWORKS			
14. ILO8029	ENVIRONMENTAL MANAGEMENT			15. CSL801	HUMAN MACHINE INTER. LAB			16. CSL802	DISTRIBUTED COMPUTING LAB			
17. CSL803	CLOUD COMPUTING LAB.			18. CSL804	COMPUTATIONAL LAB-II			19. CSP805	MAJOR PROJECT-II			

7283512 IYER SIDDHESH GANESH GEETHA												
61	77	77	70	20	17	41	41	42				
14	14	15	16	21	22	20	23	43	P			634
75	91	92	86	41	39	61	64	85				
4 A 9 36	4 O 10 40	4 O 10 40	3 O 10 30	1 O 10 10	1 A 9 9	2 O 10 20	1 O 10 10	6 O 10 60	26	255	9.81	
(DIPLOMA STUDENT)												
SGPI: SEM-III: 5.62 ; SEM-IV: 5.67 ; SEM-V: 5.63 ; SEM-VI: 6.04 ; SEM-VII: 7.15 ; CGPI: 6.64												
CREDITS: SEM-III: 26 ; SEM-IV: 27 ; SEM-V: 27 ; SEM-VI: 26 ; SEM-VII: 26												
MARKS: SEM-III:447/750; SEM-IV:429/750; SEM-V:421/750; SEM-VI:435/750; SEM-VII:494/750; TOTAL: 2860/4500 (63.56%)												

7283513 /KADAM MONIKA SADANAND SUGANDHA												
64	70	58	74	22	21	45	42	42				
18	17	18	20	22	21	19	22	43	P			638
82	87	76	94	44	42	64	64	85				
4 O 10 40	4 O 10 40	4 A 9 36	3 O 10 30	1 O 10 10	1 O 10 10	2 O 10 20	1 O 10 10	6 O 10 60	26	256	9.85	
(DIPLOMA STUDENT)												
SGPI: SEM-III: 6.73 ; SEM-IV: 7.70 ; SEM-V: 7.78 ; SEM-VI: 8.58 ; SEM-VII: 8.62 ; CGPI: 8.20												
CREDITS: SEM-III: 26 ; SEM-IV: 27 ; SEM-V: 27 ; SEM-VI: 26 ; SEM-VII: 26												
MARKS: SEM-III:489/750; SEM-IV:532/750; SEM-V:526/750; SEM-VI:573/750; SEM-VII:574/750; TOTAL: 3332/4500 (74.04%)												

7283514 /KUCHEKAR SONAL ARJUN NILAM												
70	67	61	74	21	21	46	43	45				
17	15	18	16	22	22	20	22	45	P			645
87	82	79	90	43	43	66	65	90				
4 O 10 40	4 O 10 40	4 A 9 36	3 O 10 30	1 O 10 10	1 O 10 10	2 O 10 20	1 O 10 10	6 O 10 60	26	256	9.85	
(DIPLOMA STUDENT)												
SGPI: SEM-III: 7.58 ; SEM-IV: 8.41 ; SEM-V: 7.37 ; SEM-VI: 8.58 ; SEM-VII: 8.73 ; CGPI: 8.41												
CREDITS: SEM-III: 26 ; SEM-IV: 27 ; SEM-V: 27 ; SEM-VI: 26 ; SEM-VII: 26												
MARKS: SEM-III:539/750; SEM-IV:565/750; SEM-V:502/750; SEM-VI:571/750; SEM-VII:577/750; TOTAL: 3399/4500 (75.53%)												

/- FEMALE, #- 0.229, @- 0.5042/0.5043, *- 0.5045, \$- Carried Forward Grade, -- Dyslexia, A/ABS- Absent, F- Fails, P- Passes												
RR- Reserved, RLE- Reserve for Lower Examination, RPV- Provisional, RCC- 0.5050, ADC- Admission Cancelled												
G:Grade, GP:Grade Point, C:Credits, ãC:Sum of Credit Points, ãCG:Sum of Product of Credits & Grades												
SGPI:Semester Grade Performance Index = ãCG/ãC, CGPI:Cumulative Grade Performance Index												
% Marks : 80 and Above 75-79.99 70-74.99 60-69.99 50-59.99 45-49.99 40-44.99 Less Than 40												
Grade / Gr. Pt. : O / 10 A / 9 B / 8 C / 7 D / 6 E / 5 P / 4 F / 0												

Principal
S.I.E.S. GRADUATE SCHOOL OF TECHNOLOGY
PLOT 1C/1, SIR CHANDRASEKARENDRA SARASWATHY VIDYAPURAM
SECTOR-V, ERUL, NAVI MUMBAI - 400 706.

SEAT_NO	NAME																	
<Course-I>	<Course-II>	<Course-III>	<Course-IV>	<Course-V>	<Course-VI>	<Course-VII>	<Course-VIII>	<Course-IX>										
Th(80/32)	Th(80/32)	Th(80/32)	Th(80/32)	Tw(25/10)	Tw(25/10)	Tw(50/20)	Tw(50/20)	Tw(50/20)	RESULT REMARK			TOTAL MARKS			OUT OF 750			
In(20/08)	In(20/08)	In(20/08)	In(20/08)	Or(25/10)	Or(25/10)	Or/Pr(25/10)	Or/Pr(25/10)	Or/Pr(50/20)										
Total	Total	Total	Total	Total	Total	Total	Total	Total										
C G GP C*G	C G GP C*G	C G GP C*G	C G GP C*G	C G GP C*G	C G GP C*G	C G GP C*G	C G GP C*G	C G GP C*G	ãC	ãCG	SGPI							
01. CSC801	HUMAN MACHINE INTERACTION			02. CSC802	DISTRIBUTED COMPUTING			05. CSDL08013	ADHOC WIRELESS NETWORKS									
14. ILO8029	ENVIRONMENTAL MANAGEMENT			15. CSL801	HUMAN MACHINE INTER. LAB			16. CSL802	DISTRIBUTED COMPUTING LAB									
17. CSL803	CLOUD COMPUTING LAB.			18. CSL804	COMPUTATIONAL LAB-II			19. CSP805	MAJOR PROJECT-II									
7283515 /MEHTA DEVANSHI YATIN HEMALI																		
61	70	74	70	22	20	43	45	42										
17	16	15	19	21	21	19	21	43	P						639			
78	86	89	89	43	41	62	66	85										
4 A 9 36	4 O 10 40	4 O 10 40	3 O 10 30	1 O 10 10	1 O 10 10	2 O 10 20	1 O 10 10	6 O 10 60	26	256	9.85							
(DIPLOMA STUDENT) SGPI: SEM-III: 4.96 ; SEM-IV: 6.11 ; SEM-V: 6.74 ; SEM-VI: 8.04 ; SEM-VII: 8.69 ; CGPI: 7.39																		
CREDITS: SEM-III: 26 ; SEM-IV: 27 ; SEM-V: 27 ; SEM-VI: 26 ; SEM-VII: 26																		
MARKS: SEM-III:392/750; SEM-IV:456/750; SEM-V:464/750; SEM-VI:541/750; SEM-VII:572/750; TOTAL: 3064/4500 (68.09%)																		
7283516 MUDALIAR MAGESHWARAN ANBUMANI SUBHA																		
67	74	70	70	22	21	43	44	44										
17	16	17	16	21	23	21	22	45	P						653			
84	90	87	86	43	44	64	66	89										
4 O 10 40	4 O 10 40	4 O 10 40	3 O 10 30	1 O 10 10	1 O 10 10	2 O 10 20	1 O 10 10	6 O 10 60	26	260	10.00							
(DIPLOMA STUDENT) SGPI: SEM-III: 6.23 ; SEM-IV: 7.44 ; SEM-V: 6.63 ; SEM-VI: 7.58 ; SEM-VII: 7.77 ; CGPI: 7.60																		
CREDITS: SEM-III: 26 ; SEM-IV: 27 ; SEM-V: 27 ; SEM-VI: 26 ; SEM-VII: 26																		
MARKS: SEM-III:471/750; SEM-IV:531/750; SEM-V:460/750; SEM-VI:523/750; SEM-VII:528/750; TOTAL: 3166/4500 (70.36%)																		
7283517 PHADATARE JAYKUMAR JAGDISH REKHA																		
70	77	70	70	21	21	45	44	44										
15	14	16	15	20	22	18	20	45	P						647			
85	91	86	85	41	43	63	64	89										
4 O 10 40	4 O 10 40	4 O 10 40	3 O 10 30	1 O 10 10	1 O 10 10	2 O 10 20	1 O 10 10	6 O 10 60	26	260	10.00							
(DIPLOMA STUDENT) SGPI: SEM-III: 5.62 ; SEM-IV: 6.67 ; SEM-V: 6.37 ; SEM-VI: 6.96 ; SEM-VII: 7.92 ; CGPI: 7.25																		
CREDITS: SEM-III: 26 ; SEM-IV: 27 ; SEM-V: 27 ; SEM-VI: 26 ; SEM-VII: 26																		
MARKS: SEM-III:447/750; SEM-IV:476/750; SEM-V:452/750; SEM-VI:497/750; SEM-VII:524/750; TOTAL: 3043/4500 (67.62%)																		
/- FEMALE, #- 0.229, @- 0.5042/0.5043, *- 0.5045, \$- Carried Forward Grade, -- Dyslexia, A/ABS- Absent, F- Fails, P- Passes																		
RR- Reserved, RLE- Reserve for Lower Examination, RPV- Provisional, RCC- 0.5050, ADC- Admission Cancelled																		
G:Grade, GP:Grade Point, C:Credits, ãC:Sum of Credit Points, ãCG:Sum of Product of Credits & Grades																		
SGPI:Semester Grade Performance Index = ãCG/ãC, CGPI:Cumulative Grade Performance Index																		
% Marks : 80 and Above 75-79.99 70-74.99 60-69.99 50-59.99 45-49.99 40-44.99 Less Than 40																		
Grade / Gr. Pt. : O / 10 A / 9 B / 8 C / 7 D / 6 E / 5 F / 4 F / 0																		



UNIVERSITY OF MUMBAI

Page No.: 1183

OFFICE REGISTER FOR THE B.E. (COMPUTER ENGINEERING) (SEM VIII) (CHOICE BASED) EXAMINATION HELD IN OCTOBER 2020

COLLEGE/CENTRE NAME:690:SIES

RESULT DATE :- NOVEMBER 13, 2020

SEAT NO	NAME	<Course-I>	<Course-II>	<Course-III>	<Course-IV>	<Course-V>	<Course-VI>	<Course-VII>	<Course-VIII>	<Course-IX>	TOTAL MARKS
		Th(80/32)	Th(80/32)	Th(80/32)	Th(80/32)	Tw(25/10)	Tw(25/10)	Tw(50/20)	Tw(50/20)	Tw(50/20)	OUT OF 750
		In(20/08)	In(20/08)	In(20/08)	In(20/08)	Or(25/10)	Or(25/10)	Or/Pr(25/10)	Or/Pr(25/10)	Or/Pr(50/20)	RESULT REMARK
		Total	Total	Total	Total	Total	Total	Total	Total	Total	
		C G GP C*G	C G GP C*G	C G GP C*G	C G GP C*G	C G GP C*G	C G GP C*G	C G GP C*G	C G GP C*G	C G GP C*G	ãC ãCG SGPI

01. CSC801	HUMAN MACHINE INTERACTION	02. CSC802	DISTRIBUTED COMPUTING	05. CSDLO8013	ADHOC WIRELESS NETWORKS
14. ILO8029	ENVIRONMENTAL MANAGEMENT	15. CSL801	HUMAN MACHINE INTER. LAB	16. CSL802	DISTRIBUTED COMPUTING LAB
17. CSL803	CLOUD COMPUTING LAB.	18. CSL804	COMPUTATIONAL LAB-II	19. CSP805	MAJOR PROJECT-II

7283518 /SADEGAONKAR SWAPNALI SUKHR SHUBHANGI

64	42	35	45	20	18	46	40	40		
17	15	16	19	23	22	20	23	42	P	547
81	57	51	64	43	40	66	63	82		
4 O 10	40 4 D 6 24	4 D 6 24	3 C 7 21	1 O 10 10	1 O 10 10	2 O 10 20	1 O 10 10	6 O 10 60	26 219	8.42

(DIPLOMA STUDENT)

SGPI: SEM-III: 7.08 ; SEM-IV: 7.52 ; SEM-V: 7.44 ; SEM-VI: 7.62 ; SEM-VII: 7.19 ; CGPI: 7.54
CREDITS: SEM-III: 26 ; SEM-IV: 27 ; SEM-V: 27 ; SEM-VI: 26 ; SEM-VII: 26

MARKS: SEM-III:513/750; SEM-IV:526/750; SEM-V:512/750; SEM-VI:518/750; SEM-VII:503/750; TOTAL: 3119/4500 (69.31%)

7283519 /THAKUR KIRTI CHANDRAKANT MEENA

64	58	70	70	21	22	45	44	37		
14	17	15	17	19	21	19	20	38	P	611
78	75	85	87	40	43	64	64	75		
4 A 9 36	4 A 9 36	4 O 10 40	3 O 10 30	1 O 10 10	1 O 10 10	2 O 10 20	1 O 10 10	6 A 9 54	26 246	9.46

(DIPLOMA STUDENT)

SGPI: SEM-III: 5.42 ; SEM-IV: 6.93 ; SEM-V: 7.15 ; SEM-VI: 7.42 ; SEM-VII: 7.73 ; CGPI: 7.35
CREDITS: SEM-III: 26 ; SEM-IV: 27 ; SEM-V: 27 ; SEM-VI: 26 ; SEM-VII: 26

MARKS: SEM-III:430/750; SEM-IV:498/750; SEM-V:496/750; SEM-VI:522/750; SEM-VII:537/750; TOTAL: 3094/4500 (68.76%)

7283520 THEVAR KARTHIK CHANDRASEKAR SASHIKALA

67	54	70	67	19	16	40	38	40		
16	13	15	15	20	22	19	19	39	P	589
83	67	85	82	39	38	59	57	79		
4 O 10	40 4 C 7 28	4 O 10 40	3 O 10 30	1 A 9 9	1 A 9 9	2 A 9 18	1 A 9 9	6 A 9 54	26 237	9.12

SGPI: SEM-I: 5.52 ; SEM-II: 5.37 ; SEM-III: 4.71 ; SEM-IV: 4.89 ; SEM-V: 5.56 ; SEM-VI: 5.62 ; SEM-VII: 6.96 ; CGPI: 5.94

CREDITS: SEM-I: 27 ; SEM-II: 27 ; SEM-III: 28 ; SEM-IV: 28 ; SEM-V: 27 ; SEM-VI: 26 ; SEM-VII: 26

MARKS: SEM-I:398/750; SEM-II:388/750; SEM-III:381/800; SEM-IV:408/825; SEM-V:401/750; SEM-VI:406/750; SEM-VII:477/750; TOTAL: 3448/6125 (56.29%)

/- FEMALE, #- 0.229, @- 0.5042/0.5043, *- 0.5045, \$- Carried Forward Grade, -- Dyslexia, A/ABS- Absent, F- Fails, P- Passes

RR- Reserved, RLE- Reserve for Lower Examination, RPV- Provisional, RCC- 0.5050, ADC- Admission Cancelled

G:Grade, GP:Grade Point, C:Credits, ãC:Sum of Credit Points, ãCG:Sum of Product of Credits & Grades

SGPI:Semester Grade Performance Index = ãCG/ãC, CGPI:Cumulative Grade Performance Index

% Marks : 80 and Above 75-79.99 70-74.99 60-69.99 50-59.99 45-49.99 40-44.99 Less Than 40

Grade / Gr. Pt. : O / 10 A / 9 B / 8 C / 7 D / 6 E / 5 P / 4 F / 0

SIES GRADUATE SCHOOL OF TECHNOLOGY
PLOT 107/15, SRS CHANDRASEKARWADIA SARASWATHY VIDYAPURAM
SECTOR 4, RECOL NAVEI MUMBAI - 400 706.

UNIVERSITY OF MUMBAI

Page No.: 1184

OFFICE REGISTER FOR THE B.E. (COMPUTER ENGINEERING) (SEM VIII) (CHOICE BASED) EXAMINATION HELD IN OCTOBER 2020
COLLEGE/CENTRE NAME:690:SIES

RESULT DATE :- NOVEMBER 13, 2020

SEAT NO	NAME	<Course-I>	<Course-II>	<Course-III>	<Course-IV>	<Course-V >	<Course-VI>	<Course-VII>	<Course-VIII>	< Course-IX >	TOTAL MARKS
		Th(80/32)	Th(80/32)	Th(80/32)	Th(80/32)	Tw(25/10)	Tw(25/10)	Tw(50/20)	Tw(50/20)	Tw(50/20)	OUT OF 750
		In(20/08)	In(20/08)	In(20/08)	In(20/08)	Or(25/10)	Or(25/10)	Or/Pr(25/10)	Or/Pr(25/10)	Or/Pr(50/20)	RESULT REMARK
		Total	Total	Total	Total	Total	Total	Total	Total	Total	OUT OF 750
		C G GP C*G	C G GP C*G	C G GP C*G	C G GP C*G	C G GP C*G	C G GP C*G	C G GP C*G	C G GP C*G	C G GP C*G	ãC ãCG SGPI

01. CSC801	HUMAN MACHINE INTERACTION	02. CSC802	DISTRIBUTED COMPUTING	05. CSDLO8013	ADHOC WIRELESS NETWORKS
14. ILO8029	ENVIRONMENTAL MANAGEMENT	15. CSL801	HUMAN MACHINE INTER. LAB	16. CSL802	DISTRIBUTED COMPUTING LAB
17. CSL803	CLOUD COMPUTING LAB.	18. CSL804	COMPUTATIONAL LAB-II	19. CSP805	MAJOR PROJECT-II

7283521 /VASANTAPURAM CHANDRAKALA CHANNARAO CHANNAMMA

74	70	61	74	23	23	44	44	42												
16	17	20	20	22	21	21	22	43	P	657										
90	87	81	94	45	44	65	66	85												
4 O 10	40	4 O 10	40	4 O 10	40	3 O 10	30	1 O 10	10	1 O 10	10	2 O 10	20	1 O 10	10	6 O 10	60	26	260	10.00

SGPI: SEM-I: 8.30 ; SEM-II: 8.69 ; SEM-III: 8.58 ; SEM-IV: 9.78 ; SEM-V: 8.99 ; SEM-VI: 8.92 ; SEM-VII: 9.15 ; CGPI: 9.04
 CREDITS: SEM-I: 27 ; SEM-II: 27 ; SEM-III: 26 ; SEM-IV: 27 ; SEM-V: 27 ; SEM-VI: 26 ; SEM-VII: 26
 MARKS: SEM-I:564/750; SEM-II:586/750; SEM-III:595/750; SEM-IV:626/750; SEM-V:597/750; SEM-VI:598/750; SEM-VII:607/750; TOTAL: 4830/6000 (80.50%)

/- FEMALE, #- 0.229, @- 0.5042/0.5043, *- 0.5045, \$- Carried Forward Grade, -- Dyslexia, A/ABS- Absent, F- Fails, P- Passes
 RR- Reserved, RLE- Reserve for Lower Examination, RPV- Provisional, RCC- 0.5050, ADC- Admission Cancelled
 G:Grade, GP:Grade Point, C:Credits, ãC:Sum of Credit Points, ãCG:Sum of Product of Credits & Grades
 SGPI:Semester Grade Performance Index = ãCG/ãC, CGPI:Cumulative Grade Performance Index
 % Marks : 80 and Above 75-79.99 70-74.99 60-69.99 50-59.99 45-49.99 40-44.99 Less Than 40
 Grade / Gr. Pt. : O / 10 A / 9 B / 8 C / 7 D / 6 E / 5 P / 4 F / 0



Principal
 SIES Graduate School of Technology
 Plot No. 07, SIES Chandrasekharwadi Saraswathy Vidyapuram
 Sector-4, Kurla, Navi Mumbai - 400 706.

OFFICE REGISTER FOR THE B.E. (ELECTRONICS AND TELECOMMUNICATION ENGINEERING) (SEM VIII) (CHOICE BASED) EXAMINATION HELD IN OCTOBER 2020
COLLEGE/CENTRE NAME: 690:SIES RESULT DATE :- NOVEMBER 24, 2020

SEAT NO	NAME	<Course-I>	<Course-II>	<Course-III>	<Course-IV>	< Course-V >	<Course-VI >	<Course-VII>	<Course-VIII>	RESULT	REMARK	TOTAL MARKS
		Th(80/32)	Th(80/32)	Th(80/32)	Th(80/32)	Tw(25/10)	Tw(25/10)	Tw(25/10)	Tw(100/40)			OUT OF 700
		In(20/08)	In(20/08)	In(20/08)	In(20/08)	Or/Pr(25/10)	Or/Pr(25/10)	Or/Pr(25/10)	Or/Pr(50/20)			
		Total	Total	Total	Total	Total	Total	Total	Total			
		C G GP C*G	C G GP C*G	C G GP C*G	C G GP C*G	C G GP C*G	C G GP C*G	C G GP C*G	C G GP C*G	腩 腩G	SGPI	

01. ECC801	RF DESIGN				02. ECC802	WIRELESS NETWORKS			03. ECCDLO8041	OPTICAL NETWORKS		
07. ILO8021	PROJECT MANAGEMENT				16. ECL801	RF DESIGN LAB			17. ECL802	WIRELESS NETWORKS LAB		
18. ECLDLO8041	OPTICAL NETWORKS LAB				22. ECL803	PROJECT-II						

10282643 /CHAUDHARY MINAL SUNIL SHEETAL

64	74	80	74	24	23	24	89					
18	15	15	15	21	21	23	45		P			625
82	89	95	89	45	44	47	134					
4 0 10 40	4 0 10 40	4 0 10 40	3 0 10 30	1 0 10 10	1 0 10 10	1 0 10 10	6 0 10 60					24 240 10.00

(DIPLOMA STUDENT)

SGPI: SEM-III: 7.42 ; SEM-IV: 7.32 ; SEM-V: 7.96 ; SEM-VI: 7.76 ; SEM-VII: 7.88 ; CGPI: 8.04

CREDITS: SEM-III: 26 ; SEM-IV: 25 ; SEM-V: 27 ; SEM-VI: 25 ; SEM-VII: 26

MARKS: SEM-III:489/725; SEM-IV:468/700; SEM-V:524/750; SEM-VI:498/725; SEM-VII:584/800; TOTAL: 3188/4400 (72.45%)

10282644 /MOHITE NILAM JIJABA SUSHILA

70	74	80	67	23	23	23	84					
14	14	16	14	21	20	22	44		P			609
84	88	96	81	44	43	45	128					
4 0 10 40	4 0 10 40	4 0 10 40	3 0 10 30	1 0 10 10	1 0 10 10	1 0 10 10	6 0 10 60					24 240 10.00

(DIPLOMA STUDENT)

SGPI: SEM-III: 7.88 ; SEM-IV: 8.04 ; SEM-V: 7.30 ; SEM-VI: 7.56 ; SEM-VII: 7.50 ; CGPI: 8.02

CREDITS: SEM-III: 26 ; SEM-IV: 25 ; SEM-V: 27 ; SEM-VI: 25 ; SEM-VII: 26

MARKS: SEM-III:523/725; SEM-IV:508/700; SEM-V:499/750; SEM-VI:507/725; SEM-VII:569/800; TOTAL: 3215/4400 (73.07%)

10282645 NARASIMHAN SRINIVASAN RAJESHWARI

70	77	80	74	20	21	23	85					
12	13	15	14	18	21	19	45		P			607
82	90	95	88	38	42	42	130					
4 0 10 40	4 0 10 40	4 0 10 40	3 0 10 30	1 A 9 9	1 0 10 10	1 0 10 10	6 0 10 60					24 239 9.96

SGPI: SEM-I: 6.04 ; SEM-II: 6.33 ; SEM-III: 5.46 ; SEM-IV: 5.76 ; SEM-V: 5.74 ; SEM-VI: 6.72 ; SEM-VII: 6.42 ; CGPI: 6.52

CREDITS: SEM-I: 27 ; SEM-II: 27 ; SEM-III: 26 ; SEM-IV: 25 ; SEM-V: 27 ; SEM-VI: 25 ; SEM-VII: 26

MARKS: SEM-I:421/750; SEM-II:437/750; SEM-III:387/725; SEM-IV:399/700; SEM-V:398/750; SEM-VI:449/725; SEM-VII:505/800; TOTAL: 3603/5900 (61.07%)

/- FEMALE, #- 0.229, @- 0.5042/0.5043, *- 0.5045, \$- Carried Forward Grade, ~- Dyslexia, A/ABS- Absent, F- Fails, P- Passes

RR- Reserved, RLE- Reserve for Lower Examination, RPV- Provisional, RCC- 0.5050, ADC- Admission Cancelled

G:Grade, GP:Grade Point, C:Credits, 腩:Sum of Credit Points, 腩G:Sum of Product of Credits & Grades

SGPI:Semester Grade Performance Index = 腩G/腩, CGPI:Cumulative Grade Performance Index

% Marks : 80 and Above 75-79.99 70-74.99 60-69.99 50-59.99 45-49.99 40-44.99 Less Than 40

Grade / Gr. Pt. : 0 / 10 A / 9 B / 8 C / 7 D / 6 E / 5 P / 4 F / 0

Principal

S.I.E.S. GRADUATE SCHOOL OF TECHNOLOGY
PLOT 10/L/6, SIR CHANDRASEKHAR JIJANA SARASWATHY VIDYAPURAM
WATERLOO, WHEELS, NARAYANMANGI - 600 705.

SEAT_NO	NAME	<Course-I>	<Course-II>	<Course-III>	<Course-IV>	<Course-V>	<Course-VI>	<Course-VII>	<Course-VIII>	RESULT	REMARK	TOTAL MARKS
		Th(80/32)	Th(80/32)	Th(80/32)	Th(80/32)	Tw(25/10)	Tw(25/10)	Tw(25/10)	Tw(100/40)			OUT OF 700
		In(20/08)	In(20/08)	In(20/08)	In(20/08)	Or/Pr(25/10)	Or/Pr(25/10)	Or/Pr(25/10)	Or/Pr(50/20)			
		Total	Total	Total	Total	Total	Total	Total	Total	排	排G	SGPI
		C G GP C*G	C G GP C*G	C G GP C*G	C G GP C*G	C G GP C*G	C G GP C*G	C G GP C*G	C G GP C*G			
01. ECC801	RF DESIGN				02. ECC802	WIRELESS NETWORKS		03. ECCDL08041	OPTICAL NETWORKS			
07. ILO8021	PROJECT MANAGEMENT				16. ECL801	RF DESIGN LAB		17. ECL802	WIRELESS NETWORKS LAB			
18. ECLDL08041	OPTICAL NETWORKS LAB				22. ECL803	PROJECT-II						

10282646	PADWAL ADESH PANDURANG SUREKHA											
67	74	80	77	17	20	22	87					
13	13	13	14	19	19	22	45			P		602
90	87	93	91	36	39	44	132					
4 O 10 40	4 O 10 40	4 O 10 40	3 O 10 30	1 B 8 8	1 A 9 9	1 O 10 10	6 O 10 60			24 237	9.88	
(DIPLOMA STUDENT)												
SGPI: SEM-III: 7.73 ; SEM-IV: 6.60 ; SEM-V: 6.19 ; SEM-VI: 5.68 ; SEM-VII: 6.50 ; CGPI: 7.07												
CREDITS: SEM-III: 26 ; SEM-IV: 25 ; SEM-V: 27 ; SEM-VI: 25 ; SEM-VII: 26												
MARKS: SEM-III:510/725; SEM-IV:440/700; SEM-V:438/750; SEM-VI:405/725; SEM-VII:483/800; TOTAL: 2878/4400 (65.41%)												

10282647	/RAWAN VIBHA SANJAY VIJAYA											
67	74	80	74	22	22	24	88					
16	15	18	14	21	21	21	46			P		623
83	89	98	88	43	43	45	134					
4 O 10 40	4 O 10 40	4 O 10 40	3 O 10 30	1 O 10 10	1 O 10 10	1 O 10 10	6 O 10 60			24 240	10.00	
SGPI: SEM-I: 9.19 ; SEM-II: 8.30 ; SEM-III: 9.42 ; SEM-IV: 7.90 ; SEM-V: 7.41 ; SEM-VI: 8.46 ; SEM-VII: 8.62 ; CGPI: 8.65												
CREDITS: SEM-I: 27 ; SEM-II: 27 ; SEM-III: 26 ; SEM-IV: 25 ; SEM-V: 27 ; SEM-VI: 25 ; SEM-VII: 26												
MARKS: SEM-I:591/750; SEM-II:552/750; SEM-III:583/725; SEM-IV:493/700; SEM-V:513/750; SEM-VI:536/725; SEM-VII:608/800; TOTAL: 4499/5900 (76.25%)												

10282648	SREE GANESHA CHELLAPPA SELVARANI											
64	74	80	77	22	23	23	80					
15	18	15	15	19	22	22	40			P		609
79	92	95	92	41	45	45	120					
4 A 9 36	4 O 10 40	4 O 10 40	3 O 10 30	1 O 10 10	1 O 10 10	1 O 10 10	6 O 10 60			24 236	9.83	
SGPI: SEM-I: 5.52 ; SEM-II: 6.43 ; SEM-III: 7.46 ; SEM-IV: 6.30 ; SEM-V: 6.56 ; SEM-VI: 7.10 ; SEM-VII: 8.08 ; CGPI: 7.12												
CREDITS: SEM-I: 27 ; SEM-II: 27 ; SEM-III: 26 ; SEM-IV: 25 ; SEM-V: 27 ; SEM-VI: 25 ; SEM-VII: 26												
MARKS: SEM-I:398/750; SEM-II:450/750; SEM-III:496/725; SEM-IV:399/700; SEM-V:466/750; SEM-VI:478/725; SEM-VII:587/800; TOTAL: 3883/5900 (65.81%)												

/- FEMALE, #- 0.229, @- 0.5042/0.5043, *- 0.5045, \$- Carried Forward Grade, -- Dyslexia, A/ABS- Absent, F- Fails, P- Passes												
RR- Reserved, RLE- Reserve for Lower Examination, RPV- Provisional, RCC- 0.5050, ADC- Admission Cancelled												
G:Grade, GP:Grade Point, C:Credits, 排:Sum of Credit Points, 排G:Sum of Product of Credits & Grades												
SGPI:Semester Grade Performance Index = 排G/排, CGPI:Cumulative Grade Performance Index												
% Marks : 80 and Above 75-79.99 70-74.99 60-69.99 50-59.99 45-49.99 40-44.99 Less Than 40												
Grade / Gr. Pt. : O / 10 A / 9 B / 8 C / 7 D / 6 E / 5 P / 4 F / 0												

Principal
S.I.E.S. GRADUATE SCHOOL OF TECHNOLOGY
PLOT 10, V/S. SRI CHANDRASEKARENDRA SARASWATHY VIDYAPURAM
SECTOR 4, NERUL, NAVI, MUMBAI - 401 736.

SEAT NO	NAME																			
<Course-I>	<Course-II>	<Course-III>	<Course-IV>	<Course-V>	<Course-VI>	<Course-VII>	<Course-VIII>													
Th(80/32)	Th(80/32)	Th(80/32)	Th(80/32)	Tw(25/10)	Tw(25/10)	Tw(25/10)	Tw(100/40)													
In(20/08)	In(20/08)	In(20/08)	In(20/08)	Or/Pr(25/10)	Or/Pr(25/10)	Or/Pr(25/10)	Or/Pr(50/20)													
Total	Total	Total	Total	Total	Total	Total	Total													
C G GP C*G	C G GP C*G	C G GP C*G	C G GP C*G	C G GP C*G	C G GP C*G	C G GP C*G	C G GP C*G													
01. ECC801	RF DESIGN		02. ECC802	WIRELESS NETWORKS			03. ECCDLO8041	OPTICAL NETWORKS												
07. ILO8021	PROJECT MANAGEMENT		16. ECL801	RF DESIGN LAB			17. ECL802	WIRELESS NETWORKS LAB												
18. ECLDLO8041	OPTICAL NETWORKS LAB		22. ECL803	PROJECT-II																
10282649 /THEVAR DHATCHAYINI SHAKTHIVEL UMA																				
70	77	80	74	22	23	24	90													
14	14	17	17	22	23	23	47				P			637						
84	91	97	91	44	46	47	137													
4 O 10	40	4 O 10	40	4 O 10	40	3 O 10	30	1 O 10	10	1 O 10	10	1 O 10	10	6 O 10	60	24	240	10.00		
SGPI: SEM-I: 7.52 ; SEM-II: 7.33 ; SEM-III: 7.96 ; SEM-IV: 6.04 ; SEM-V: 7.48 ; SEM-VI: 8.04 ; SEM-VII: 7.81 ; CGPI: 7.75																				
CREDITS: SEM-I: 27 ; SEM-II: 27 ; SEM-III: 26 ; SEM-IV: 25 ; SEM-V: 27 ; SEM-VI: 25 ; SEM-VII: 26																				
MARKS: SEM-I:526/750; SEM-II:509/750; SEM-III:525/725; SEM-IV:400/700; SEM-V:510/750; SEM-VI:513/725; SEM-VII:582/800; TOTAL: 4202/5900 (71.22%)																				
10282650 /THEVAR MUTHU SUMATHY SANKARANAINAR SELVI																				
70	74	80	74	19	23	22	84													
14	11	16	17	19	19	20	41				P			603						
84	85	96	91	38	42	42	125													
4 O 10	40	4 O 10	40	4 O 10	40	3 O 10	30	1 A 9	9	1 O 10	10	1 O 10	10	6 O 10	60	24	239	9.96		
SGPI: SEM-I: 6.15 ; SEM-II: 5.78 ; SEM-III: 5.35 ; SEM-IV: 4.98 ; SEM-V: 5.26 ; SEM-VI: 6.10 ; SEM-VII: 6.42 ; CGPI: 6.21																				
CREDITS: SEM-I: 27 ; SEM-II: 27 ; SEM-III: 26 ; SEM-IV: 25 ; SEM-V: 27 ; SEM-VI: 25 ; SEM-VII: 26																				
MARKS: SEM-I:433/750; SEM-II:423/750; SEM-III:381/725; SEM-IV:341/700; SEM-V:389/750; SEM-VI:419/725; SEM-VII:490/800; TOTAL: 3479/5900 (58.97%)																				
10282651 VISHWAKARMA ROHIT KAMTAPRASAD SUMITRA																				
74	64	77	67	20	20	24	89													
16	16	16	19	19	21	23	45				P			610						
90	80	93	86	39	41	47	134													
4 O 10	40	4 O 10	40	4 O 10	40	3 O 10	30	1 A 9	9	1 O 10	10	1 O 10	10	6 O 10	60	24	239	9.96		
SGPI: SEM-I: 8.67 ; SEM-II: 8.15 ; SEM-III: 7.92 ; SEM-IV: 8.20 ; SEM-V: 8.59 ; SEM-VI: 7.84 ; SEM-VII: 7.96 ; CGPI: 8.40																				
CREDITS: SEM-I: 27 ; SEM-II: 27 ; SEM-III: 26 ; SEM-IV: 25 ; SEM-V: 27 ; SEM-VI: 25 ; SEM-VII: 26																				
MARKS: SEM-I:571/750; SEM-II:550/750; SEM-III:513/725; SEM-IV:507/700; SEM-V:552/750; SEM-VI:510/725; SEM-VII:585/800; TOTAL: 4398/5900 (74.54%)																				
/- FEMALE, #- 0.229, @- 0.5042/0.5043, *- 0.5045, \$- Carried Forward Grade, -- Dyslexia, A/ABS- Absent, F- Fails, P- Passes																				
RR- Reserved, RLE- Reserve for Lower Examination, RPV- Provisional, RCC- 0.5050, ADC- Admission Cancelled																				
G:Grade, GP:Grade Point, C:Credits, 腓腓:Sum of Credit Points, 腓G:Sum of Product of Credits & Grades																				
SGPI:Semester Grade Performance Index = 腓G/腓, CGPI:Cumulative Grade Performance Index																				
% Marks : 80 and Above 75-79.99 70-74.99 60-69.99 50-59.99 45-49.99 40-44.99 Less Than 40																				
Grade / Gr. Pt. : O / 10 A / 9 B / 8 C / 7 D / 6 E / 5 P / 4 F / 0																				

SEAT NO	NAME	<Course-I>	<Course-II>	<Course-III>	<Course-IV>	<Course-V>	<Course-VI>	<Course-VII>	<Course-VIII>	RESULT	REMARK	TOTAL MARKS
		Th(80/32)	Th(80/32)	Th(80/32)	Th(80/32)	Tw(25/10)	Tw(25/10)	Tw(25/10)	Tw(100/40)			OUT OF 700
		In(20/08)	In(20/08)	In(20/08)	In(20/08)	Or/Pr(25/10)	Or/Pr(25/10)	Or/Pr(25/10)	Or/Pr(50/20)			
		Total	Total	Total	Total	Total	Total	Total	Total	排	排G	SGPI
		C G GP C*G	C G GP C*G	C G GP C*G	C G GP C*G	C G GP C*G	C G GP C*G	C G GP C*G	C G GP C*G			
01. ECC801	RF DESIGN				02. ECC802	WIRELESS NETWORKS		03. ECCDLO8041	OPTICAL NETWORKS			
14. ILO8028	DIGITAL BUSINESS MGMT.				16. ECL801	RF DESIGN LAB		17. ECL802	WIRELESS NETWORKS LAB			
18. ECLDLO8041	OPTICAL NETWORKS LAB				22. ECL803	PROJECT-II						

10282655 ARVIND GOPAL INDIRA

64	74	80	80	22	23	23	88					
13	17	15	18	20	22	20	46			P		625
77	91	95	98	42	45	43	134					
4 A 9 36	4 0 10 40	4 0 10 40	3 0 10 30	1 0 10 10	1 0 10 10	1 0 10 10	6 0 10 60			24 236		9.83

(DIPLOMA STUDENT) SGPI: SEM-III: 6.96 ; SEM-IV: 5.84 ; SEM-V: 6.59 ; SEM-VI: 6.80 ; SEM-VII: 8.27 ; CGPI: 7.36
CREDITS: SEM-III: 26 ; SEM-IV: 25 ; SEM-V: 27 ; SEM-VI: 25 ; SEM-VII: 26
MARKS: SEM-III:470/725; SEM-IV:392/700; SEM-V:459/750; SEM-VI:460/725; SEM-VII:600/800; TOTAL: 3006/4400 (68.32%)

10282656 IYER RAJIV SRIKRISHNAKUMAR SUMATHY

48	77	80	77	17	23	22	84					
12	13	16	17	22	22	22	46			P		598
60	90	96	94	39	45	44	130					
4 C 7 28	4 0 10 40	4 0 10 40	3 0 10 30	1 A 9 9	1 0 10 10	1 0 10 10	6 0 10 60			24 227		9.46

SGPI: SEM-I: 5.22 ; SEM-II: 5.93 ; SEM-III: 5.00 ; SEM-IV: 5.21 ; SEM-V: 5.22 ; SEM-VI: 5.08 ; SEM-VII: 6.54 ; CGPI: 5.91
CREDITS: SEM-I: 27 ; SEM-II: 27 ; SEM-III: 26 ; SEM-IV: 28 ; SEM-V: 27 ; SEM-VI: 25 ; SEM-VII: 26
MARKS: SEM-I:387/750; SEM-II:411/750; SEM-III:368/725; SEM-IV:404/800; SEM-V:382/750; SEM-VI:360/725; SEM-VII:484/800; TOTAL: 3394/6000 (56.57%)

10282657 /NANDE SANIKA SUNIL SUPRIYA

77	77	80	74	16	21	22	80					
14	16	16	18	22	21	21	43			P		618
91	93	96	92	38	42	43	123					
4 0 10 40	4 0 10 40	4 0 10 40	3 0 10 30	1 A 9 9	1 0 10 10	1 0 10 10	6 0 10 60			24 239		9.96

(DIPLOMA STUDENT) SGPI: SEM-III: 7.85 ; SEM-IV: 6.72 ; SEM-V: 7.11 ; SEM-VI: 6.52 ; SEM-VII: 6.81 ; CGPI: 7.47
CREDITS: SEM-III: 26 ; SEM-IV: 25 ; SEM-V: 27 ; SEM-VI: 25 ; SEM-VII: 26
MARKS: SEM-III:534/725; SEM-IV:421/700; SEM-V:474/750; SEM-VI:441/725; SEM-VII:518/800; TOTAL: 3006/4400 (68.32%)

/- FEMALE, #- 0.229, @- 0.5042/0.5043, *- 0.5045, \$- Carried Forward Grade, -- Dyslexia, A/ABS- Absent, F- Fails, P- Passes
RR- Reserved, RLE- Reserve for Lower Examination, RPV- Provisional, RCC- 0.5050, ADC- Admission Cancelled
G:Grade, GP:Grade Point, C:Credits, 排:Sum of Credit Points, 排G:Sum of Product of Credits & Grades
SGPI:Semester Grade Performance Index = 排G/排, CGPI:Cumulative Grade Performance Index
& Marks : 80 and Above 75-79.99 70-74.99 60-69.99 50-59.99 45-49.99 40-44.99 Less Than 40
Grade / Gr. Pt. : O / 10 A / 9 B / 8 C / 7 D / 6 E / 5 P / 4 F / 0

Principal
S.I.E.S. GRADUATE SCHOOL OF TECHNOLOGY
PLOT 10A/15, SIR CHANDRASEKHAR BARASWATHY VIKAS PURAM
SECTOR-4, WERLE, NAVE MUMBAI - 400 745.

SEAT NO	NAME	<Course-I> Th(80/32) In(20/08) Total C G GP C*G	<Course-II> Th(80/32) In(20/08) Total C G GP C*G	<Course-III> Th(80/32) In(20/08) Total C G GP C*G	<Course-IV> Th(80/32) In(20/08) Total C G GP C*G	<Course-V> Tw(25/10) Or/Pr(25/10) Total C G GP C*G	<Course-VI> Tw(25/10) Or/Pr(25/10) Total C G GP C*G	<Course-VII> Tw(25/10) Or/Pr(25/10) Total C G GP C*G	<Course-VIII> Tw(100/40) Or/Pr(50/20) Total C G GP C*G	RESULT	REMARK	TOTAL MARKS OUT OF 700
01. ECC801	RF DESIGN											
07. ILO8021	PROJECT MANAGEMENT											
16. ECL801	RF DESIGN LAB											
17. ECL802	WIRELESS NETWORKS LAB											
18. ECLDLO8041	OPTICAL NETWORKS LAB											
22. ECL803	PROJECT-II											
10282652 YADAV SIVASUBRAMANIAN VELMURUGAN ESAKTIAMMAL												
67	77	80	74	22	23	24	90					
17	18	18	13	22	22	22	47			P		636
84	95	98	87	44	45	46	137					
4 0 10 40	4 0 10 40	4 0 10 40	3 0 10 30	1 0 10 10	1 0 10 10	1 0 10 10	6 0 10 60					24 240 10.00
SGPI: SEM-I: 6.93 ; SEM-II: 7.48 ; SEM-III: 7.58 ; SEM-IV: 7.10 ; SEM-V: 6.52 ; SEM-VI: 6.82 ; SEM-VII: 8.19 ; CGPI: 7.55												
CREDITS: SEM-I: 27 ; SEM-II: 27 ; SEM-III: 26 ; SEM-IV: 25 ; SEM-V: 27 ; SEM-VI: 25 ; SEM-VII: 26												
MARKS: SEM-I:476/750; SEM-II:502/750; SEM-III:497/725; SEM-IV:455/700; SEM-V:462/750; SEM-VI:447/725; SEM-VII:597/800; TOTAL: 4072/5900 (69.02%)												
01. ECC801	RF DESIGN											
08. ILO8022	FINANCE MANAGEMENT											
16. ECL801	RF DESIGN LAB											
17. ECL802	WIRELESS NETWORKS LAB											
18. ECLDLO8041	OPTICAL NETWORKS LAB											
22. ECL803	PROJECT-II											
10282653 /MISHRA PRABHUTA SHAILENDRAKUMAR SNEHLATA												
67	70	80	74	22	23	24	86					
16	16	17	16	21	23	19	44			P		618
83	86	97	90	43	46	43	130					
4 0 10 40	4 0 10 40	4 0 10 40	3 0 10 30	1 0 10 10	1 0 10 10	1 0 10 10	6 0 10 60					24 240 10.00
(DIPLOMA STUDENT) SGPI: SEM-III: 8.88 ; SEM-IV: 8.24 ; SEM-V: 8.37 ; SEM-VI: 9.52 ; SEM-VII: 8.27 ; CGPI: 8.86												
CREDITS: SEM-III: 26 ; SEM-IV: 25 ; SEM-V: 27 ; SEM-VI: 25 ; SEM-VII: 26												
MARKS: SEM-III:572/725; SEM-IV:524/700; SEM-V:579/750; SEM-VI:599/725; SEM-VII:608/800; TOTAL: 3500/4400 (79.55%)												
10282654 /PULUGURTHA SANJANA RAO LATA												
70	74	80	70	19	21	20	86					
13	15	16	15	20	21	20	45			P		605
83	89	96	85	39	42	40	131					
4 0 10 40	4 0 10 40	4 0 10 40	3 0 10 30	1 A 9 9	1 0 10 10	1 0 10 10	6 0 10 60					24 239 9.96
SGPI: SEM-I: 6.31 ; SEM-II: 6.76 ; SEM-III: 5.88 ; SEM-IV: 5.76 ; SEM-V: 5.52 ; SEM-VI: 5.76 ; SEM-VII: 6.46 ; CGPI: 6.52												
CREDITS: SEM-I: 27 ; SEM-II: 27 ; SEM-III: 26 ; SEM-IV: 25 ; SEM-V: 27 ; SEM-VI: 25 ; SEM-VII: 26												
MARKS: SEM-I:440/750; SEM-II:461/750; SEM-III:402/725; SEM-IV:379/700; SEM-V:397/750; SEM-VI:414/725; SEM-VII:491/800; TOTAL: 3589/5900 (60.83%)												
/- FEMALE, #- 0.229, @- 0.5042/0.5043, *- 0.5045, S- Carried Forward Grade, ~- Dyslexia, A/ABS- Absent, F- Fails, P- Passes												
RR- Reserved, RLE- Reserve for Lower Examination, RPV- Provisional, RCC- 0.5050, ADC- Admission Cancelled												
G:Grade, GP:Grade Point, C:Credits, 腓:Sum of Credit Points, 腓G:Sum of Product of Credits & Grades												
SGPI:Semester Grade Performance Index = 腓G/腓, CGPI:Cumulative Grade Performance Index												
% Marks : 80 and Above 75-79.99 70-74.99 60-69.99 50-59.99 45-49.99 40-44.99 Less Than 40												
Grade / Gr. Pt. : 0 / 10 A / 9 B / 8 C / 7 D / 6 E / 5 P / 4 F / 0												

Principal
S.I.E.S. GRADUATE SCHOOL OF TECHNOLOGY
PLOT 1C/D/E, SIR CHANDRASEKHAR AVENUE, B. K. SWATHY VIJAYAPURAM
SECTOR-4, NEELI, NAVI MUMBAI - 400 700.

OFFICE REGISTER FOR THE B.E. (ELECTRONICS AND TELECOMMUNICATION ENGINEERING) (SEM VIII) (CHOICE BASED) EXAMINATION HELD IN OCTOBER 2020
COLLEGE/CENTRE NAME:690:SIES RESULT DATE :- NOVEMBER 24, 2020

SEAT_NO	NAME	<Course-I>	<Course-II>	<Course-III>	<Course-IV>	<Course-V>	<Course-VI>	<Course-VII>	<Course-VIII>	RESULT	REMARK	TOTAL MARKS
		Th(80/32)	Th(80/32)	Th(80/32)	Th(80/32)	Tw(25/10)	Tw(25/10)	Tw(25/10)	Tw(100/40)			OUT OF 700
		In(20/08)	In(20/08)	In(20/08)	In(20/08)	Or/Pr(25/10)	Or/Pr(25/10)	Or/Pr(25/10)	Or/Pr(50/20)			
		Total	Total	Total	Total	Total	Total	Total	Total	排	排G	SGPI
		C G GP C*G	C G GP C*G	C G GP C*G	C G GP C*G	C G GP C*G	C G GP C*G	C G GP C*G	C G GP C*G			
01. ECC801	RF DESIGN											
15. ILO8029	ENVIRONMENTAL MANAGEMENT											
18. ECLDLO8041	OPTICAL NETWORKS LAB											
02. ECC802	WIRELESS NETWORKS											
16. ECL801	RF DESIGN LAB											
22. ECL803	PROJECT-II											
03. ECCDLO8041	OPTICAL NETWORKS											
17. ECL802	WIRELESS NETWORKS LAB											
10282661	BHARTU SHRIPAD SHRIKRISHNA SHRADDHA											
61	77	80	74	16	22	23	70					
11	13	15	13	18	19	20	40			P		572
72	90	95	87	34	41	43	110					
4 B 8 32	4 0 10 40	4 0 10 40	3 0 10 30	1 C 7 7	1 0 10 10	1 0 10 10	6 B 8 48			24 217	9.04	
(DIPLOMA STUDENT)		SGPI: SEM-III: 5.73 ; SEM-IV: 5.40 ; SEM-V: 5.74 ; SEM-VI: 5.72 ; SEM-VII: 6.58 ;					CGPI: 6.34					
		CREDITS: SEM-III: 26 ; SEM-IV: 25 ; SEM-V: 27 ; SEM-VI: 25 ; SEM-VII: 26										
		MARKS: SEM-III:387/725; SEM-IV:367/700; SEM-V:405/750; SEM-VI:404/725; SEM-VII:483/800;					TOTAL: 2618/4400 (59.50%)					
10282662	GAIKWAD SHASHANK DATTATRAYA JAYSHREE											
64	77	80	70	19	23	23	82					
13	13	11	15	20	20	23	43			P		596
77	90	91	85	39	43	46	125					
4 A 9 36	4 0 10 40	4 0 10 40	3 0 10 30	1 A 9 9	1 0 10 10	1 0 10 10	6 0 10 60			24 235	9.79	
(DIPLOMA STUDENT)		SGPI: SEM-III: 6.19 ; SEM-IV: 5.96 ; SEM-V: 6.85 ; SEM-VI: 5.88 ; SEM-VII: 6.23 ;					CGPI: 6.79					
		CREDITS: SEM-III: 26 ; SEM-IV: 25 ; SEM-V: 27 ; SEM-VI: 25 ; SEM-VII: 26										
		MARKS: SEM-III:434/725; SEM-IV:395/700; SEM-V:464/750; SEM-VI:416/725; SEM-VII:473/800;					TOTAL: 2778/4400 (63.14%)					
10282663	JADHAV KADAMBARI DEVDHAR SANDHYA											
67	74	77	67	20	23	23	81					
11	15	14	16	18	18	21	43			P		588
78	89	91	83	38	41	44	124					
4 A 9 36	4 0 10 40	4 0 10 40	3 0 10 30	1 A 9 9	1 0 10 10	1 0 10 10	6 0 10 60			24 235	9.79	
(DIPLOMA STUDENT)		SGPI: SEM-III: 5.42 ; SEM-IV: 5.12 ; SEM-V: 5.48 ; SEM-VI: 6.00 ; SEM-VII: 6.58 ;					CGPI: 6.36					
		CREDITS: SEM-III: 26 ; SEM-IV: 25 ; SEM-V: 27 ; SEM-VI: 25 ; SEM-VII: 26										
		MARKS: SEM-III:379/725; SEM-IV:364/700; SEM-V:390/750; SEM-VI:413/725; SEM-VII:490/800;					TOTAL: 2624/4400 (59.64%)					

/- FEMALE, #- 0.229, @- 0.5042/0.5043, *- 0.5045, \$- Carried Forward Grade, -- Dyslexia, A/ABS- Absent, F- Fails, P- Passes
RR- Reserved, RLE- Reserve for Lower Examination, RPV- Provisional, RCC- 0.5050, ADC- Admission Cancelled
G:Grade, GP:Grade Point, C:Credits, 排:Sum of Credit Points, 排G:Sum of Product of Credits & Grades
SGPI:Semester Grade Performance Index = 排G/排, CGPI:Cumulative Grade Performance Index
& Marks : 80 and Above 75-79.99 70-74.99 60-69.99 50-59.99 45-49.99 40-44.99 Less Than 40
Grade / Gr. Pt. : 0 / 10 A / 9 B / 8 C / 7 D / 6 E / 5 P / 4 F / 0

SECTION IN CHARGE
SIES
PLOT 10/1, SIES CAMPUS, SIES
SECTION IN CHARGE NAME: M. S. S. S.

SEAT_NO	NAME	<Course-I> Th(80/32) In(20/08) Total C G GP C*G	<Course-II> Th(80/32) In(20/08) Total C G GP C*G	<Course-III> Th(80/32) In(20/08) Total C G GP C*G	<Course-IV> Th(80/32) In(20/08) Total C G GP C*G	<Course-V> Tw(25/10) Or/Pr(25/10) Total C G GP C*G	<Course-VI> Tw(25/10) Or/Pr(25/10) Total C G GP C*G	<Course-VII> Tw(25/10) Or/Pr(25/10) Total C G GP C*G	<Course-VIII> Tw(100/40) Or/Pr(50/20) Total C G GP C*G	RESULT	REMARK	TOTAL MARKS OUT OF 700																						
01. ECC801	RF DESIGN			02. ECC802	WIRELESS NETWORKS			03. ECCDLO8041	OPTICAL NETWORKS																									
14. ILO8028	DIGITAL BUSINESS MGMT.			16. ECL801	RF DESIGN LAB			17. ECL802	WIRELESS NETWORKS LAB																									
18. ECLDLO8041	OPTICAL NETWORKS LAB			22. ECL803	PROJECT-II																													

10282658	SHETTY ROSHAN SADASHIV RENUKA																																	
70	77	80	77	22	21	24	80																											
16	17	19	15	21	21	22	44			P		626																						
86	94	99	92	43	42	46	124																											
4	0	10	40	4	0	10	40	3	0	10	30	1	0	10	10	1	0	10	10	1	0	10	10	6	0	10	60	24	240	10.00				
SGPI: SEM-I: 6.57 ; SEM-II: 6.54 ; SEM-III: 7.31 ; SEM-IV: 6.70 ; SEM-V: 7.44 ; SEM-VI: 7.78 ; SEM-VII: 7.50 ; CGPI: 7.45																																		
CREDITS: SEM-I: 27 ; SEM-II: 27 ; SEM-III: 26 ; SEM-IV: 25 ; SEM-V: 27 ; SEM-VI: 25 ; SEM-VII: 26																																		
MARKS: SEM-I:453/750; SEM-II:446/750; SEM-III:481/725; SEM-IV:443/700; SEM-V:510/750; SEM-VI:516/725; SEM-VII:548/800; TOTAL: 4023/5900 (68.19%)																																		

01. ECC801	RF DESIGN			02. ECC802	WIRELESS NETWORKS			03. ECCDLO8041	OPTICAL NETWORKS																									
15. ILO8029	ENVIRONMENTAL MANAGEMENT			16. ECL801	RF DESIGN LAB			17. ECL802	WIRELESS NETWORKS LAB																									
18. ECLDLO8041	OPTICAL NETWORKS LAB			22. ECL803	PROJECT-II																													

10282659	ASHISH SAHU BISHNUPRIYA																																	
74	70	80	67	16	21	21	86																											
13	13	15	15	18	19	21	41			P		590																						
87	83	95	82	34	40	42	127																											
4	0	10	40	4	0	10	40	3	0	10	30	1	0	10	10	1	0	10	10	6	0	10	60	24	237	9.88								
SGPI: SEM-I: 6.31 ; SEM-II: 6.78 ; SEM-III: 7.15 ; SEM-IV: 6.78 ; SEM-V: 6.70 ; SEM-VI: 5.98 ; SEM-VII: 7.81 ; CGPI: 7.15																																		
CREDITS: SEM-I: 27 ; SEM-II: 27 ; SEM-III: 26 ; SEM-IV: 25 ; SEM-V: 27 ; SEM-VI: 25 ; SEM-VII: 26																																		
MARKS: SEM-I:451/750; SEM-II:467/750; SEM-III:478/725; SEM-IV:426/700; SEM-V:472/750; SEM-VI:404/725; SEM-VII:559/800; TOTAL: 3847/5900 (65.20%)																																		

10282660	BAISANE TEJAS BHIMRAO SARITA																																	
61	77	80	74	20	22	23	81																											
11	10	15	13	17	17	20	44			P		585																						
72	87	95	87	37	39	43	125																											
4	B	8	32	4	0	10	40	4	0	10	40	3	0	10	30	1	B	8	8	1	A	9	9	1	0	10	10	6	0	10	60	24	229	9.54
(DIPLOMA STUDENT)																																		
SGPI: SEM-III: 6.00 ; SEM-IV: 5.20 ; SEM-V: 5.63 ; SEM-VI: 5.60 ; SEM-VII: 6.96 ; CGPI: 6.46																																		
CREDITS: SEM-III: 26 ; SEM-IV: 25 ; SEM-V: 27 ; SEM-VI: 25 ; SEM-VII: 26																																		
MARKS: SEM-III:411/725; SEM-IV:364/700; SEM-V:400/750; SEM-VI:399/725; SEM-VII:514/800; TOTAL: 2673/4400 (60.75%)																																		

/- FEMALE, #- 0.229, @- 0.5042/0.5043, *- 0.5045, \$- Carried Forward Grade, -- Dyslexia, A/ABS- Absent, F- Fails, P- Passes
RR- Reserved, RLE- Reserve for Lower Examination, RPV- Provisional, RCC- 0.5050, ADC- Admission Cancelled

G:Grade, GP:Grade Point, C:Credits, 腓:Sum of Credit Points, 腓G:Sum of Product of Credits & Grades

SGPI:Semester Grade Performance Index = 腓G/腓, CGPI:Cumulative Grade Performance Index

% Marks : 80 and Above 75-79.99 70-74.99 60-69.99 50-59.99 45-49.99 40-44.99 Less Than 40

Grade / Gr. Pt. : O / 10 A / 9 B / 8 C / 7 D / 6 E / 5 P / 4 F / 0



Principal

S.I.E.S. GRADUATE SCHOOL OF TECHNOLOGY

 PART OF SIES CHANDRANILAS, CHANDANILAS, SARASWATHY VIDYAPURAM
 SIES
 SIES

SEAT NO	NAME	<Course-I>	<Course-II>	<Course-III>	<Course-IV>	< Course-V >	<Course-VI >	<Course-VII>	<Course-VIII>	RESULT	REMARK	TOTAL MARKS
		Th(80/32)	Th(80/32)	Th(80/32)	Th(80/32)	Tw(25/10)	Tw(25/10)	Tw(25/10)	Tw(100/40)			OUT OF 700
		In(20/08)	In(20/08)	In(20/08)	In(20/08)	Or/Pr(25/10)	Or/Pr(25/10)	Or/Pr(25/10)	Or/Pr(50/20)			
		Total	Total	Total	Total	Total	Total	Total	Total	排	排G	SGPI
		C G GP C*G	C G GP C*G	C G GP C*G	C G GP C*G	C G GP C*G	C G GP C*G	C G GP C*G	C G GP C*G			

01. ECC801 RF DESIGN 02. ECC802 WIRELESS NETWORKS 03. ECCDLO8041 OPTICAL NETWORKS
 15. ILO8029 ENVIRONMENTAL MANAGEMENT 16. ECL801 RF DESIGN LAB 17. ECL802 WIRELESS NETWORKS LAB
 18. ECLDLO8041 OPTICAL NETWORKS LAB 22. ECL803 PROJECT-II

10282667 /PRASAD VARNIKA PUSHPA

74	70	80	67	14	18	23	87			P		600
14	15	18	16	18	20	23	43					
88	85	98	83	32	38	46	130					
4 0 10 40	4 0 10 40	4 0 10 40	3 0 10 30	1 C 7 7	1 A 9 9	1 0 10 10	6 0 10 60			24 236		9.83

SGPI: SEM-I: 6.57 ; SEM-II: 6.44 ; SEM-III: 5.62 ; SEM-IV: 5.08 ; SEM-V: 5.74 ; SEM-VI: 6.12 ; SEM-VII: 6.85 ; CGPI: 6.50
 CREDITS: SEM-I: 27 ; SEM-II: 27 ; SEM-III: 26 ; SEM-IV: 25 ; SEM-V: 27 ; SEM-VI: 25 ; SEM-VII: 26
 MARKS: SEM-I:458/750; SEM-II:444/750; SEM-III:393/725; SEM-IV:357/700; SEM-V:392/750; SEM-VI:426/725; SEM-VII:500/800; TOTAL: 3570/5900 (60.51%)

10282668 /PUNYARTHI RIDDHI SURESH MANISHA

67	74	80	74	22	23	23	86			P		609
13	11	12	15	20	22	22	45					
80	85	92	89	42	45	45	131					
4 0 10 40	4 0 10 40	4 0 10 40	3 0 10 30	1 0 10 10	1 0 10 10	1 0 10 10	6 0 10 60			24 240		10.00

(DIPLOMA STUDENT) SGPI: SEM-III: 5.69 ; SEM-IV: 6.12 ; SEM-V: 5.85 ; SEM-VI: 5.52 ; SEM-VII: 6.77 ; CGPI: 6.62
 CREDITS: SEM-III: 26 ; SEM-IV: 25 ; SEM-V: 27 ; SEM-VI: 25 ; SEM-VII: 26
 MARKS: SEM-III:404/725; SEM-IV:418/700; SEM-V:419/750; SEM-VI:395/725; SEM-VII:501/800; TOTAL: 2746/4400 (62.41%)

10282669 SATHE SUMEDH SANDIP MANISHA

74	74	74	67	17	16	20	78			P	RLE	576
12	14	17	14	20	17	19	43					
86	88	91	81	37	33	39	121					
4 0 10 40	4 0 10 40	4 0 10 40	3 0 10 30	1 B 8 8	1 C 7 7	1 A 9 9	6 0 10 60			24 234		9.75

SGPI: SEM-I: 5.44 ; SEM-II: 6.44 ; SEM-III: 4.69 ; SEM-IV: 4.60 ; SEM-V: -- ; SEM-VI: 5.72 ; SEM-VII: 5.69 ; CGPI: --
 CREDITS: SEM-I: 27 ; SEM-II: 27 ; SEM-III: 26 ; SEM-IV: 25 ; SEM-V: -- ; SEM-VI: 25 ; SEM-VII: 26
 MARKS: SEM-I:404/750; SEM-II:449/750; SEM-III:350/725; SEM-IV:328/700; SEM-V: -- ; SEM-VI:392/725; SEM-VII:435/800; TOTAL: --

/- FEMALE, #- 0.229, @- 0.5042/0.5043, *- 0.5045, \$- Carried Forward Grade, ~ Dyslexia, A/ABS- Absent, F- Fails, P- Passes
 RR- Reserved, RLE- Reserve for Lower Examination, RPV- Provisional, RCC- O.5050, ADC- Admission Cancelled
 G:Grade, GP:Grade Point, C:Credits, 排:Sum of Credit Points, 排G:Sum of Product of Credits & Grades
 SGPI:Semester Grade Performance Index = 排G/排, CGPI:Cumulative Grade Performance Index
 % Marks : 80 and Above 75-79.99 70-74.99 60-69.99 50-59.99 45-49.99 40-44.99 Less Than 40
 Grade / Gr. Pt. : 0 / 10 A / 9 B / 8 C / 7 D / 6 E / 5 P / 4 F / 0

(Signature)
 SIES, COLLEGE OF TECHNOLOGY
 PLOT 16/A/E, STR. CHANDRAN, OFF. HALL, CHANDRAN, MUMBAI
 SECTIONAL MERIT RANK NUMBER: 400 186

SEAT_NO	NAME	<Course-I> Th(80/32) In(20/08) Total C G GP C*G	<Course-II> Th(80/32) In(20/08) Total C G GP C*G	<Course-III> Th(80/32) In(20/08) Total C G GP C*G	<Course-IV> Th(80/32) In(20/08) Total C G GP C*G	<Course-V> Tw(25/10) Or/Pr(25/10) Total C G GP C*G	<Course-VI> Tw(25/10) Or/Pr(25/10) Total C G GP C*G	<Course-VII> Tw(25/10) Or/Pr(25/10) Total C G GP C*G	<Course-VIII> Tw(100/40) Or/Pr(50/20) Total C G GP C*G	RESULT	REMARK	TOTAL MARKS OUT OF 700	
01.	ECC801	RF DESIGN											
15.	ILO8029	ENVIRONMENTAL MANAGEMENT											
18.	ECLDL08041	OPTICAL NETWORKS LAB											
02.	ECC802	WIRELESS NETWORKS											
16.	ECL801	RF DESIGN LAB											
17.	ECL802	WIRELESS NETWORKS LAB											
22.	ECL803	PROJECT-II											
10282664	PANDITA SAHIL												
70	67	80	67	14	17	20	75						
13	13	14	14	17	17	20	40			P	RLE	558	
83	80	94	81	31	34	40	115						
4	0	10	4	0	10	4	0	10	4	0	10	4	0
3	0	10	3	0	10	3	0	10	3	0	10	3	0
1	C	7	7	1	C	7	7	1	C	7	7	1	C
1	0	10	1	0	10	1	0	10	1	0	10	1	0
6	A	9	54	24	228	9.50							
SGPI: SEM-I: 5.87 ; SEM-II: 6.06 ; SEM-III: 5.81 ; SEM-IV: 4.80 ; SEM-V: -- ; SEM-VI: 4.80 ; SEM-VII: 6.73 ; CGPI: --													
CREDITS: SEM-I: 27 ; SEM-II: 27 ; SEM-III: 26 ; SEM-IV: 25 ; SEM-V: -- ; SEM-VI: 25 ; SEM-VII: 26													
MARKS: SEM-I:418/750; SEM-II:431/750; SEM-III:386/725; SEM-IV:353/700; SEM-V: -- ; SEM-VI:360/725; SEM-VII:501/800; TOTAL: --													
10282665	PARKAR SAKIB MOHAMMED ALI MARYAM												
67	74	80	64	16	21	22	82						
13	18	18	12	16	20	21	44			P		588	
80	92	98	76	32	41	43	126						
4	0	10	4	0	10	4	0	10	4	0	10	4	0
3	A	9	27	1	C	7	7	1	0	10	10	6	0
1	0	10	1	0	10	1	0	10	1	0	10	1	0
6	0	10	6	0	10	6	0	10	6	0	10	6	0
24	234	9.75											
(DIPLOMA STUDENT)													
SGPI: SEM-III: 7.27 ; SEM-IV: 6.60 ; SEM-V: 7.22 ; SEM-VI: 7.04 ; SEM-VII: 7.81 ; CGPI: 7.59													
CREDITS: SEM-III: 26 ; SEM-IV: 25 ; SEM-V: 27 ; SEM-VI: 25 ; SEM-VII: 26													
MARKS: SEM-III:482/725; SEM-IV:415/700; SEM-V:490/750; SEM-VI:469/725; SEM-VII:576/800; TOTAL: 3020/4400 (68.64%)													
10282666	PATIL RITIKA VINOD SUREKHA												
67	77	77	70	22	23	23	86						
16	17	18	15	20	22	22	45			P		620	
83	94	95	85	42	45	45	131						
4	0	10	4	0	10	4	0	10	4	0	10	4	0
3	0	10	3	0	10	3	0	10	3	0	10	3	0
1	0	10	1	0	10	1	0	10	1	0	10	1	0
1	0	10	1	0	10	1	0	10	1	0	10	1	0
6	0	10	6	0	10	6	0	10	6	0	10	6	0
24	240	10.00											
(DIPLOMA STUDENT)													
SGPI: SEM-III: 6.85 ; SEM-IV: 5.84 ; SEM-V: 6.41 ; SEM-VI: 7.08 ; SEM-VII: 7.73 ; CGPI: 7.29													
CREDITS: SEM-III: 26 ; SEM-IV: 25 ; SEM-V: 27 ; SEM-VI: 25 ; SEM-VII: 26													
MARKS: SEM-III:461/725; SEM-IV:409/700; SEM-V:456/750; SEM-VI:472/725; SEM-VII:567/800; TOTAL: 2985/4400 (67.84%)													
/- FEMALE, #- 0.229, @- 0.5042/0.5043, *- 0.5045, \$- Carried Forward Grade, -- Dyslexia, A/ABS- Absent, F- Fails, P- Passes RR- Reserved, RLE- Reserve for Lower Examination, REV- Provisional, RCC- 0.5050, ADC- Admission Cancelled G:Grade, GP:Grade Point, C:Credits, 腓:Sum of Credit Points, 腓G:Sum of Product of Credits & Grades SGPI:Semester Grade Performance Index = 腓G/腓, CGPI:Cummulative Grade Performance Index % Marks : 80 and Above 75-79.99 70-74.99 60-69.99 50-59.99 45-49.99 40-44.99 Less Than 40 Grade / Gr. Pt. : 0 / 10 A / 9 B / 8 C / 7 D / 6 E / 5 F / 4 F / 0													



Principal

 S.I.E.S. GRADUATE SCHOOL OF TECHNOLOGY
 PLOT NO/D/E, SIR CHANDRASHEKHAR SANDESHWARY VEDYAPURAM
 SECTOR-4, WERUL, NAVI MUMBAI - 400 766.

SEAT_NO	NAME	<Course-I>	<Course-II>	<Course-III>	<Course-IV>	<Course-V>	<Course-VI>	<Course-VII>	<Course-VIII>	RESULT	REMARK	TOTAL MARKS
		Th(80/32)	Th(80/32)	Th(80/32)	Th(80/32)	Tw(25/10)	Tw(25/10)	Tw(25/10)	Tw(100/40)			OUT OF 700
		In(20/08)	In(20/08)	In(20/08)	In(20/08)	Or/Pr(25/10)	Or/Pr(25/10)	Or/Pr(25/10)	Or/Pr(50/20)			
		Total	Total	Total	Total	Total	Total	Total	Total	ष	षG	SGPI
		C G GP C*G	C G GP C*G	C G GP C*G	C G GP C*G	C G GP C*G	C G GP C*G	C G GP C*G	C G GP C*G			

01. ECC801	RF DESIGN											
15. ILO8029	ENVIRONMENTAL MANAGEMENT											
18. ECLDLO8041	OPTICAL NETWORKS LAB											
02. ECC802	WIRELESS NETWORKS											
16. ECL801	RF DESIGN LAB											
22. ECL803	PROJECT-II											
03. ECCDLO8041	OPTICAL NETWORKS											
17. ECL802	WIRELESS NETWORKS LAB											

10282673 /SUBRAMANIAM APARNA GANAPATHY SANTHI

74	70	77	67	18	22	23	84					
15	16	14	18	22	20	23	44			P		607
89	86	91	85	40	42	46	128					
4 O 10 40	4 O 10 40	4 O 10 40	3 O 10 30	1 O 10 10	1 O 10 10	1 O 10 10	6 O 10 60			24 240		10.00
SGPI: SEM-I: 7.00 ; SEM-II: 7.13 ; SEM-III: 8.19 ; SEM-IV: 5.76 ; SEM-V: 6.37 ; SEM-VI: 6.24 ; SEM-VII: 6.69 ; CGPI: 7.15												
CREDITS: SEM-I: 27 ; SEM-II: 27 ; SEM-III: 26 ; SEM-IV: 25 ; SEM-V: 27 ; SEM-VI: 25 ; SEM-VII: 26												
MARKS: SEM-I:484/750; SEM-II:477/750; SEM-III:524/725; SEM-IV:396/700; SEM-V:446/750; SEM-VI:440/725; SEM-VII:502/800; TOTAL: 3876/5900 (65.69%)												


10282674 /SURYAVANSHI PRANALI MARUTI JYOTI

61	77	80	74	21	23	24	81					
13	16	16	14	19	21	22	43			P		605
74	93	96	88	40	44	46	124					
4 B 8 32	4 O 10 40	4 O 10 40	3 O 10 30	1 O 10 10	1 O 10 10	1 O 10 10	6 O 10 60			24 232		9.67
(DIPLOMA STUDENT)												
SGPI: SEM-III: 6.12 ; SEM-IV: 5.40 ; SEM-V: 7.37 ; SEM-VI: 7.00 ; SEM-VII: 7.04 ; CGPI: 7.08												
CREDITS: SEM-III: 26 ; SEM-IV: 25 ; SEM-V: 27 ; SEM-VI: 25 ; SEM-VII: 26												
MARKS: SEM-III:413/725; SEM-IV:381/700; SEM-V:501/750; SEM-VI:462/725; SEM-VII:526/800; TOTAL: 2888/4400 (65.64%)												

10282675 TAMHANE PRANAT SACHIN SUCHITA

70	74	77	64	18	22	23	80					
17	17	16	15	22	19	22	44			P		600
87	91	93	79	40	41	45	124					
4 O 10 40	4 O 10 40	4 O 10 40	3 A 9 27	1 O 10 10	1 O 10 10	1 O 10 10	6 O 10 60			24 237		9.88
SGPI: SEM-I: 6.43 ; SEM-II: 6.80 ; SEM-III: 7.00 ; SEM-IV: 6.38 ; SEM-V: 7.11 ; SEM-VI: 7.48 ; SEM-VII: 7.85 ; CGPI: 7.34												
CREDITS: SEM-I: 27 ; SEM-II: 27 ; SEM-III: 26 ; SEM-IV: 25 ; SEM-V: 27 ; SEM-VI: 25 ; SEM-VII: 26												
MARKS: SEM-I:440/750; SEM-II:462/750; SEM-III:462/725; SEM-IV:421/700; SEM-V:478/750; SEM-VI:482/725; SEM-VII:565/800; TOTAL: 3910/5900 (66.27%)												

/- FEMALE, #- 0.229, @- 0.5042/0.5043, *- 0.5045, \$- Carried Forward Grade, -- Dyslexia, A/ABS- Absent, F- Fails, P- Passes
RR- Reserved, RLE- Reserve for Lower Examination, RPV- Provisional, RCC- 0.5050, ADC- Admission Cancelled
G:Grade, GP:Grade Point, C:Credits, ष:Sum of Credit Points, षG:Sum of Product of Credits & Grades
SGPI:Semester Grade Performance Index = षG/ष, CGPI:Cumulative Grade Performance Index
% Marks : 80 and Above 75-79.99 70-74.99 60-69.99 50-59.99 45-49.99 40-44.99 Less Than 40
Grade / Gr. Pt. : O / 10 A / 9 B / 8 C / 7 D / 6 E / 5 P / 4 F / 0


Principal
S.I.E.S. GRADUATE SCHOOL OF TECHNOLOGY
PLOT 10/LITE STR CHANDRASEKHARWARA SARAEWATHY VIDYAPURAM
SECTOR-41 NEERUL, NANS MUMBAI - 401 756

SEAT_NO	NAME	<Course-I>	<Course-II>	<Course-III>	<Course-IV>	<Course-V>	<Course-VI>	<Course-VII>	<Course-VIII>	RESULT	REMARK	TOTAL MARKS
		Th(80/32)	Th(80/32)	Th(80/32)	Th(80/32)	Tw(25/10)	Tw(25/10)	Tw(25/10)	Tw(100/40)			OUT OF 700
		In(20/08)	In(20/08)	In(20/08)	In(20/08)	Or/Pr(25/10)	Or/Pr(25/10)	Or/Pr(25/10)	Or/Pr(50/20)			
		Total	Total	Total	Total	Total	Total	Total	Total			
		C G GP C*G	C G GP C*G	C G GP C*G	C G GP C*G	C G GP C*G	C G GP C*G	C G GP C*G	C G GP C*G		群 群G SGPI	
01. ECC801	RF DESIGN				02. ECC802	WIRELESS NETWORKS		03. ECCDLO8041	OPTICAL NETWORKS			
15. ILO8029	ENVIRONMENTAL MANAGEMENT				16. ECL801	RF DESIGN LAB		17. ECL802	WIRELESS NETWORKS LAB			
18. ECLDLO8041	OPTICAL NETWORKS LAB				22. ECL803	PROJECT-II						
10282670 /SHIKHARE SNEHAL SAMBHAJI VIMAL												
67	77	80	67	22	23	23	84					
16	18	16	14	21	22	21	44		P			615
83	95	96	81	43	45	44	128					
4 0 10 40	4 0 10 40	4 0 10 40	3 0 10 30	1 0 10 10	1 0 10 10	1 0 10 10	6 0 10 60			24 240	10.00	
(DIPLOMA STUDENT)												
SGPI: SEM-III: 6.58 ; SEM-IV: 6.72 ; SEM-V: 6.63 ; SEM-VI: 7.52 ; SEM-VII: 7.77 ; CGPI: 7.50												
CREDITS: SEM-III: 26 ; SEM-IV: 25 ; SEM-V: 27 ; SEM-VI: 25 ; SEM-VII: 26												
MARKS: SEM-III:431/725; SEM-IV:435/700; SEM-V:451/750; SEM-VI:495/725; SEM-VII:554/800; TOTAL: 2981/4400 (67.75%)												
10282671 SINGH AADITYANAND KIRAN												
74	70	80	67	18	20	23	88					
14	15	16	15	19	20	22	44		P			605
98	85	96	82	37	40	45	132					
4 0 10 40	4 0 10 40	4 0 10 40	3 0 10 30	1 B 8 8	1 0 10 10	1 0 10 10	6 0 10 60			24 238	9.92	
SGPI: SEM-I: 8.33 ; SEM-II: 8.04 ; SEM-III: 8.04 ; SEM-IV: 6.46 ; SEM-V: 7.11 ; SEM-VI: 5.78 ; SEM-VII: 7.04 ; CGPI: 7.59												
CREDITS: SEM-I: 27 ; SEM-II: 27 ; SEM-III: 26 ; SEM-IV: 25 ; SEM-V: 27 ; SEM-VI: 25 ; SEM-VII: 26												
MARKS: SEM-I:565/750; SEM-II:545/750; SEM-III:525/725; SEM-IV:414/700; SEM-V:494/750; SEM-VI:413/725; SEM-VII:525/800; TOTAL: 4086/5900 (69.25%)												
10282672 SUBBU NAVIN RAJAJAH MULUMATHI												
74	67	80	70	15	21	24	88					
10	16	16	17	21	21	23	46		P	RLE		609
84	83	96	87	36	42	47	134					
4 0 10 40	4 0 10 40	4 0 10 40	3 0 10 30	1 B 8 8	1 0 10 10	1 0 10 10	6 0 10 60			24 238	9.92	
SGPI: SEM-I: 6.13 ; SEM-II: 7.44 ; SEM-III: 6.69 ; SEM-IV: 5.32 ; SEM-V: -- ; SEM-VI: 5.56 ; SEM-VII: 7.04 ; CGPI: --												
CREDITS: SEM-I: 27 ; SEM-II: 27 ; SEM-III: 26 ; SEM-IV: 25 ; SEM-V: -- ; SEM-VI: 25 ; SEM-VII: 26												
MARKS: SEM-I:426/750; SEM-II:508/750; SEM-III:453/725; SEM-IV:370/700; SEM-V: -- ; SEM-VI:393/725; SEM-VII:521/800; TOTAL: --												
/- FEMALE, #- 0.229, @- 0.5042/0.5043, *- 0.5045, \$- Carried Forward Grade, -- Dyslexia, A/ABS- Absent, F- Fails, P- Passes												
RR- Reserved, RLE- Reserve for Lower Examination, RPV- Provisional, RCC- 0.5050, ADC- Admission Cancelled												
G:Grade, GP:Grade Point, C:Credits, 群:Sum of Credit Points, 群G:Sum of Product of Credits & Grades												
SGPI:Semester Grade Performance Index = 群G/群, CGPI:Cumulative Grade Performance Index												
% Marks : 80 and Above 75-79.99 70-74.99 60-69.99 50-59.99 45-49.99 40-44.99 Less Than 40												
Grade / Gr. Pt. : O / 10 A / 9 B / 8 C / 7 D / 6 E / 5 P / 4 F / 0												



Principal

S.I.E.S. GRADUATE SCHOOL OF TECHNOLOGY
PLOT 10/L/S, SIR CHANDRASEKHAR A. SARASWATHY VICTORIAN
SECTOR-V, AERIAL, NAVY NUMBER - 400 780

SEAT NO NAME

<Course-I> Th(80/32) In(20/08) Total C G GP C*G	<Course-II> Th(80/32) In(20/08) Total C G GP C*G	<Course-III> Th(80/32) In(20/08) Total C G GP C*G	<Course-IV> Th(80/32) In(20/08) Total C G GP C*G	<Course-V > Tw(25/10) Or/Pr(25/10) Total C G GP C*G	<Course-VI > Tw(25/10) Or/Pr(25/10) Total C G GP C*G	<Course-VII> Tw(25/10) Or/Pr(25/10) Total C G GP C*G	<Course-VIII> Tw(100/40) Or/Pr(50/20) Total C G GP C*G	RESULT REMARK	TOTAL MARKS OUT OF 700
01. ECC801	RF DESIGN		02. ECC802	WIRELESS NETWORKS		03. ECCDLO8041	OPTICAL NETWORKS		
15. ILO8029	ENVIRONMENTAL MANAGEMENT		16. ECL801	RF DESIGN LAB		17. ECL802	WIRELESS NETWORKS LAB		
18. ECLDLO8041	OPTICAL NETWORKS LAB		22. ECL803	PROJECT-II					

10282676 ZIRADKAR YASH SUBODH GEETA

70	77	80	70	21	23	24	78		
14	14	15	16	19	22	23	42	P	608
84	91	95	86	40	45	47	120		
4 0 10 40	4 0 10 40	4 0 10 40	3 0 10 30	1 0 10 10	1 0 10 10	1 0 10 10	6 0 10 60	24 240	10.00
(DIPLOMA STUDENT) SGPI: SEM-III: 7.92 ; SEM-IV: 6.68 ; SEM-V: 7.26 ; SEM-VI: 6.36 ; SEM-VII: 6.73 ; CGPI: 7.47 CREDITS: SEM-III: 26 ; SEM-IV: 25 ; SEM-V: 27 ; SEM-VI: 25 ; SEM-VII: 26 MARKS: SEM-III:536/725; SEM-IV:443/700; SEM-V:508/750; SEM-VI:435/725; SEM-VII:505/800; TOTAL: 3035/4400 (68.98%)									

01. ECC801	RF DESIGN		02. ECC802	WIRELESS NETWORKS		05. ECCDLO8043	SATELLITE COMMUNICATION		
07. ILO8021	PROJECT MANAGEMENT		16. ECL801	RF DESIGN LAB		17. ECL802	WIRELESS NETWORKS LAB		
20. ECLDLO8043	SATELLITE COMM. LAB		22. ECL803	PROJECT-II					

10282677 /ADITI SATISH JANAKI

74	77	74	74	18	22	23	90		
16	17	20	18	23	23	23	46	P	638
90	94	94	92	41	45	46	136		
4 0 10 40	4 0 10 40	4 0 10 40	3 0 10 30	1 0 10 10	1 0 10 10	1 0 10 10	6 0 10 60	24 240	10.00
SGPI: SEM-I: 6.67 ; SEM-II: 7.04 ; SEM-III: 8.27 ; SEM-IV: 7.04 ; SEM-V: 8.26 ; SEM-VI: 7.80 ; SEM-VII: 8.62 ; CGPI: 7.94 CREDITS: SEM-I: 27 ; SEM-II: 27 ; SEM-III: 26 ; SEM-IV: 25 ; SEM-V: 27 ; SEM-VI: 25 ; SEM-VII: 26 MARKS: SEM-I:463/750; SEM-II:488/750; SEM-III:540/725; SEM-IV:459/700; SEM-V:555/750; SEM-VI:508/725; SEM-VII:607/800; TOTAL: 4258/5900 (72.17%)									

10282678 /KULKARNI TANAYA MANGESH VAISHALI

70	74	70	77	19	22	21	85		
14	18	14	19	19	20	22	47	P	611
84	92	84	96	38	42	43	132		
4 0 10 40	4 0 10 40	4 0 10 40	3 0 10 30	1 A 9 9	1 0 10 10	1 0 10 10	6 0 10 60	24 239	9.96
SGPI: SEM-I: 7.00 ; SEM-II: 7.39 ; SEM-III: 7.04 ; SEM-IV: 5.70 ; SEM-V: 5.78 ; SEM-VI: 6.62 ; SEM-VII: 7.31 ; CGPI: 7.08 CREDITS: SEM-I: 27 ; SEM-II: 27 ; SEM-III: 26 ; SEM-IV: 25 ; SEM-V: 27 ; SEM-VI: 25 ; SEM-VII: 26 MARKS: SEM-I:494/750; SEM-II:496/750; SEM-III:486/725; SEM-IV:388/700; SEM-V:418/750; SEM-VI:443/725; SEM-VII:523/800; TOTAL: 3859/5900 (65.41%)									

/- FEMALE, #- 0.229, @- 0.5042/0.5043, *- 0.5045, \$- Carried Forward Grade, -- Dyslexia, A/ABS- Absent, F- Fails, P- Passes

RR- Reserved, RLE- Reserve for Lower Examination, RPV- Provisional, RCC- 0.5050, ADC- Admission Cancelled

G:Grade, GP:Grade Point, C:Credits, 腩:Sum of Credit Points, 腩G:Sum of Product of Credits & Grades

SGPI:Semester Grade Performance Index = 腩G/腩, CGPI:Cumulative Grade Performance Index

% Marks : 80 and Above 75-79.99 70-74.99 60-69.99 50-59.99 45-49.99 40-44.99 Less Than 40

Grade / Gr. Pt. : O / 10 A / 9 B / 8 C / 7 D / 6 E / 5 P / 4 F / 0

Principal
S.I.E.S. GRADUATE SCHOOL OF TECHNOLOGY
PLOT 10/D/8, SIR CHAIKUNASER NERU DA SAMPADNITHY VIDYAPURAM
SECTOR-4, VERRA, NAVI MUMBAI - 400 766

SEAT_NO	NAME	<Course-I> Th(80/32) In(20/08) Total C G GP C*G	<Course-II> Th(80/32) In(20/08) Total C G GP C*G	<Course-III> Th(80/32) In(20/08) Total C G GP C*G	<Course-IV> Th(80/32) In(20/08) Total C G GP C*G	<Course-V> Tw(25/10) Or/Pr(25/10) Total C G GP C*G	<Course-VI> Tw(25/10) Or/Pr(25/10) Total C G GP C*G	<Course-VII> Tw(25/10) Or/Pr(25/10) Total C G GP C*G	<Course-VIII> Tw(100/40) Or/Pr(50/20) Total C G GP C*G	RESULT REMARK	TOTAL MARKS OUT OF 700
01. ECC801	RF DESIGN										
08. ILO8022	FINANCE MANAGEMENT										
20. ECLDLO8043	SATELLITE COMM. LAB										
02. ECC802	WIRELESS NETWORKS										
16. ECL801	RF DESIGN LAB										
22. ECL803	PROJECT-II										
05. ECCDLO8043	SATELLITE COMMUNICATION										
17. ECL802	WIRELESS NETWORKS LAB										
10282685	KASHYAP SASHANK VS S.KAMINI										
74	77	74	77	19	23	23	89				
18	18	17	19	20	23	22	46			P	639
92	95	91	96	39	46	45	135				
4 0 10 40	4 0 10 40	4 0 10 40	3 0 10 30	1 A 9 9	1 0 10 10	1 0 10 10	6 0 10 60			24 239	9.96
SGPI: SEM-I: 7.93 ; SEM-II: 8.26 ; SEM-III: 9.54 ; SEM-IV: 8.26 ; SEM-V: 8.96 ; SEM-VI: 8.30 ; SEM-VII: 8.65 ; CGPI: 8.72											
CREDITS: SEM-I: 27 ; SEM-II: 27 ; SEM-III: 26 ; SEM-IV: 25 ; SEM-V: 27 ; SEM-VI: 25 ; SEM-VII: 26											
MARKS: SEM-I:552/750; SEM-II:552/750; SEM-III:603/725; SEM-IV:511/700; SEM-V:599/750; SEM-VI:536/725; SEM-VII:613/800; TOTAL: 4605/5900 (78.05%)											
10282686	/LOKHANDE NIVEDITA PRADEEP RANJANA										
80	77	74	77	18	21	21	90				
11	12	12	14	17	19	22	46			P	611
91	89	86	91	35	40	43	136				
4 0 10 40	4 0 10 40	4 0 10 40	3 0 10 30	1 B 8 8	1 0 10 10	1 0 10 10	6 0 10 60			24 238	9.92
SGPI: SEM-I: 5.30 ; SEM-II: 6.52 ; SEM-III: 6.38 ; SEM-IV: 5.92 ; SEM-V: 6.56 ; SEM-VI: 6.60 ; SEM-VII: 7.92 ; CGPI: 6.86											
CREDITS: SEM-I: 27 ; SEM-II: 27 ; SEM-III: 26 ; SEM-IV: 25 ; SEM-V: 27 ; SEM-VI: 25 ; SEM-VII: 26											
MARKS: SEM-I:393/750; SEM-II:463/750; SEM-III:433/725; SEM-IV:400/700; SEM-V:456/750; SEM-VI:459/725; SEM-VII:585/800; TOTAL: 3800/5900 (64.41%)											
10282687	MOOPANAR SANTOSH SHIVAKUMAR RADHA										
74	77	77	74	15	21	20	83				
10	15	14	16	17	17	18	43			P	RLE 591
84	92	91	90	32	38	38	126				
4 0 10 40	4 0 10 40	4 0 10 40	3 0 10 30	1 C 7 7	1 A 9 9	1 A 9 9	6 0 10 60			24 235	9.79
SGPI: SEM-I: 5.80 ; SEM-II: 5.70 ; SEM-III: 5.35 ; SEM-IV: 5.54 ; SEM-V: -- ; SEM-VI: 5.88 ; SEM-VII: 6.23 ; CGPI: --											
CREDITS: SEM-I: 27 ; SEM-II: 27 ; SEM-III: 26 ; SEM-IV: 28 ; SEM-V: -- ; SEM-VI: 25 ; SEM-VII: 26											
MARKS: SEM-I:428/750; SEM-II:419/750; SEM-III:375/725; SEM-IV:414/800; SEM-V: -- ; SEM-VI:405/725; SEM-VII:482/800; TOTAL: --											
/- FEMALE, #- 0.229, @- 0.5042/0.5043, *- 0.5045, \$- Carried Forward Grade, -- Dyslexia, A/ABS- Absent, F- Fails, P- Passes RR- Reserved, RLE- Reserve for Lower Examination, RPV- Provisional, RCC- 0.5050, ADC- Admission Cancelled G:Grade, GP:Grade Point, C:Credits, 腓:Sum of Credit Points, 腓G:Sum of Product of Credits & Grades SGPI:Semester Grade Performance Index = 腓G/腓, CGPI:Cumulative Grade Performance Index % Marks : 80 and Above 75-79.99 70-74.99 60-69.99 50-59.99 45-49.99 40-44.99 Less Than 40 Grade / Gr. Pt. : O / 10 A / 9 B / 8 C / 7 D / 6 E / 5 P / 4 F / 0											

Principal
S.I.E.S. GRADUATE SCHOOL OF TECHNOLOGY
PLOT NO. 6/6, SIR CHANDESEKAR BENEPA MARG, VANDRANA
SECTOR 10, MUMBAI - 400 085

OFFICE REGISTER FOR THE B.E. (ELECTRONICS AND TELECOMMUNICATION ENGINEERING) (SEM VIII) (CHOICE BASED) EXAMINATION HELD IN OCTOBER 2020
COLLEGE/CENTRE NAME:690:SIES RESULT DATE :- NOVEMBER 24, 2020

SEAT_NO	NAME	<Course-I>	<Course-II>	<Course-III>	<Course-IV>	<Course-V>	<Course-VI>	<Course-VII>	<Course-VIII>	RESULT	REMARK	TOTAL MARKS
		Th(80/32)	Th(80/32)	Th(80/32)	Th(80/32)	Tw(25/10)	Tw(25/10)	Tw(25/10)	Tw(100/40)			OUT OF 700
		In(20/08)	In(20/08)	In(20/08)	In(20/08)	Or/Pr(25/10)	Or/Pr(25/10)	Or/Pr(25/10)	Or/Pr(50/20)			
		Total	Total	Total	Total	Total	Total	Total	Total			
		C G GP C*G	C G GP C*G	C G GP C*G	C G GP C*G	C G GP C*G	C G GP C*G	C G GP C*G	C G GP C*G	群	群G	SGPI
01. ECC801	RF DESIGN											
08. ILO8022	FINANCE MANAGEMENT											
20. ECLDLO8043	SATELLITE COMM. LAB											
02. ECC802	WIRELESS NETWORKS											
16. ECL801	RF DESIGN LAB											
22. ECL803	PROJECT-II											
05. ECCDLO8043	SATELLITE COMMUNICATION											
17. ECL802	WIRELESS NETWORKS LAB											
10282682	BAROT JEET SHAILESH BAROT											
70	74	77	74	16	20	22	87					
15	13	18	17	17	20	23	46			P		609
85	87	95	91	33	40	45	133					
4 0 10 40	4 0 10 40	4 0 10 40	3 0 10 30	1 C 7 7	1 0 10 10	1 0 10 10	6 0 10 60			24 237		9.88
SGPI: SEM-I: 7.37 ; SEM-II: 7.70 ; SEM-III: 8.15 ; SEM-IV: 7.24 ; SEM-V: 8.30 ; SEM-VI: 7.16 ; SEM-VII: 8.54 ; CGPI: 8.03												
CREDITS: SEM-I: 27 ; SEM-II: 27 ; SEM-III: 26 ; SEM-IV: 25 ; SEM-V: 27 ; SEM-VI: 25 ; SEM-VII: 26												
MARKS: SEM-I:509/750; SEM-II:542/750; SEM-III:518/725; SEM-IV:480/700; SEM-V:548/750; SEM-VI:474/725; SEM-VII:612/800; TOTAL: 4292/5900 (72.75%)												
10282683	K SRIRAM BANUREKA											
70	77	74	74	19	20	22	80					
15	14	17	15	20	22	22	41			P		602
85	91	91	89	39	42	44	121					
4 0 10 40	4 0 10 40	4 0 10 40	3 0 10 30	1 A 9 9	1 0 10 10	1 0 10 10	6 0 10 60			24 239		9.96
SGPI: SEM-I: 5.70 ; SEM-II: 6.56 ; SEM-III: 6.35 ; SEM-IV: 5.72 ; SEM-V: 6.63 ; SEM-VI: 6.68 ; SEM-VII: 6.77 ; CGPI: 6.76												
CREDITS: SEM-I: 27 ; SEM-II: 27 ; SEM-III: 26 ; SEM-IV: 25 ; SEM-V: 27 ; SEM-VI: 25 ; SEM-VII: 26												
MARKS: SEM-I:411/750; SEM-II:460/750; SEM-III:429/725; SEM-IV:392/700; SEM-V:458/750; SEM-VI:454/725; SEM-VII:526/800; TOTAL: 3732/5900 (63.25%)												
10282684	KARBHAL ONKAR PRAKASH SUNITA											
70	74	67	70	18	23	23	86					
12	13	10	12	18	21	23	46			P		586
82	87	77	82	36	44	46	132					
4 0 10 40	4 0 10 40	4 A 9 36	3 0 10 30	1 B 8 8	1 0 10 10	1 0 10 10	6 0 10 60			24 234		9.75
(DIPLOMA STUDENT) SGPI: SEM-III: 5.69 ; SEM-IV: 5.68 ; SEM-V: 6.52 ; SEM-VI: 6.52 ; SEM-VII: 7.15 ; CGPI: 6.86												
CREDITS: SEM-III: 26 ; SEM-IV: 25 ; SEM-V: 27 ; SEM-VI: 25 ; SEM-VII: 26												
MARKS: SEM-III:393/725; SEM-IV:388/700; SEM-V:449/750; SEM-VI:450/725; SEM-VII:533/800; TOTAL: 2799/4400 (63.61%)												
/- FEMALE, #- 0.229, @- 0.5042/0.5043, *- 0.5045, S- Carried Forward Grade, -- Dyslexia, A/ABS- Absent, F- Fails, P- Passes												
RR- Reserved, RLE- Reserve for Lower Examination, RPV- Provisional, RCC- 0.5050, ADC- Admission Cancelled												
G:Grade, GP:Grade Point, C:Credits, 群:Sum of Credit Points, 群G:Sum of Product of Credits & Grades												
SGPI:Semester Grade Performance Index = 群G/群, CGPI:Cumulative Grade Performance Index												
% Marks : 80 and Above 75-79.99 70-74.99 60-69.99 50-59.99 45-49.99 40-44.99 Less Than 40												
Grade / Gr. Pt. : 0 / 10 A / 9 B / 8 C / 7 D / 6 E / 5 P / 4 F / 0												



Principal

S.I.E.S. GRADUATE SCHOOL OF TECHNOLOGY

 PLOT 1C/ E. CH. CH. ROAD, VILAS, WILSON COLONY, VILAS, MUMBAI-400 072
 SECTION:

SEAT_NO	NAME	<Course-I>	<Course-II>	<Course-III>	<Course-IV>	<Course-V>	<Course-VI>	<Course-VII>	<Course-VIII>	RESULT	REMARK	TOTAL MARKS
		Th(80/32)	Th(80/32)	Th(80/32)	Th(80/32)	Tw(25/10)	Tw(25/10)	Tw(25/10)	Tw(100/40)			OUT OF 700
		In(20/08)	In(20/08)	In(20/08)	In(20/08)	Or/Pr(25/10)	Or/Pr(25/10)	Or/Pr(25/10)	Or/Pr(50/20)			
		Total	Total	Total	Total	Total	Total	Total	Total	फै	फैG	SGPI
		C G GP C*G	C G GP C*G	C G GP C*G	C G GP C*G	C G GP C*G	C G GP C*G	C G GP C*G	C G GP C*G			
01. ECC801	RF DESIGN											
08. ILO8022	FINANCE MANAGEMENT											
20. ECLDLO8043	SATELLITE COMM. LAB											
02. ECC802	WIRELESS NETWORKS											
16. ECL801	RF DESIGN LAB											
22. ECL803	PROJECT-II											
05. ECCDLO8043	SATELLITE COMMUNICATION											
17. ECL802	WIRELESS NETWORKS LAB											
10282691	SHASTRI NIKHIL MAHESH USHA											
		70	77	77	74	20	22	23	86			
		16	18	19	18	22	18	23	44		P	627
		86	95	96	92	42	40	46	130			
		4 0 10 40	4 0 10 40	4 0 10 40	3 0 10 30	1 0 10 10	1 0 10 10	1 0 10 10	6 0 10 60		24 240 10.00	
		SGPI: SEM-I: 7.52 ; SEM-II: 8.63 ; SEM-III: 7.69 ; SEM-IV: 7.36 ; SEM-V: 8.63 ; SEM-VI: 7.20 ; SEM-VII: 8.50 ; CGPI: 8.18										
		CREDITS: SEM-I: 27 ; SEM-II: 27 ; SEM-III: 26 ; SEM-IV: 25 ; SEM-V: 27 ; SEM-VI: 25 ; SEM-VII: 26										
		MARKS: SEM-I:517/750; SEM-II:573/750; SEM-III:514/725; SEM-IV:475/700; SEM-V:568/750; SEM-VI:489/725; SEM-VII:600/800; TOTAL: 4363/5900 (73.95%)										
10282692	SHETTY AASHITH VASANT SAVITA											
		67	77	74	77	24	21	23	88			
		17	17	16	19	19	20	23	45		P	627
		84	94	90	96	43	41	46	133			
		4 0 10 40	4 0 10 40	4 0 10 40	3 0 10 30	1 0 10 10	1 0 10 10	1 0 10 10	6 0 10 60		24 240 10.00	
		SGPI: SEM-I: 8.15 ; SEM-II: 9.00 ; SEM-III: 8.88 ; SEM-IV: 8.50 ; SEM-V: 9.26 ; SEM-VI: 7.90 ; SEM-VII: 8.73 ; CGPI: 8.80										
		CREDITS: SEM-I: 27 ; SEM-II: 27 ; SEM-III: 26 ; SEM-IV: 25 ; SEM-V: 27 ; SEM-VI: 25 ; SEM-VII: 26										
		MARKS: SEM-I:554/750; SEM-II:599/750; SEM-III:569/725; SEM-IV:528/700; SEM-V:604/750; SEM-VI:519/725; SEM-VII:618/800; TOTAL: 4618/5900 (78.27%)										
10282693	SHETTY DIVIT DAYAKAR SHAMILA											
		67	77	77	77	23	23	23	88			
		18	16	13	17	20	22	23	47		P	631
		85	93	90	94	43	45	46	135			
		4 0 10 40	4 0 10 40	4 0 10 40	3 0 10 30	1 0 10 10	1 0 10 10	1 0 10 10	6 0 10 60		24 240 10.00	
		SGPI: SEM-I: 7.30 ; SEM-II: 7.43 ; SEM-III: 8.23 ; SEM-IV: 8.48 ; SEM-V: 8.26 ; SEM-VI: 7.60 ; SEM-VII: 9.38 ; CGPI: 8.31										
		CREDITS: SEM-I: 27 ; SEM-II: 27 ; SEM-III: 26 ; SEM-IV: 25 ; SEM-V: 27 ; SEM-VI: 25 ; SEM-VII: 26										
		MARKS: SEM-I:515/750; SEM-II:508/750; SEM-III:522/725; SEM-IV:521/700; SEM-V:553/750; SEM-VI:505/725; SEM-VII:638/800; TOTAL: 4393/5900 (74.46%)										
/- FEMALE, #- 0.229, @- 0.5042/0.5043, *- 0.5045, \$- Carried Forward Grade, -- Dyslexia, A/ABS- Absent, F- Fails, P- Passes												
RR- Reserved, RLE- Reserve for Lower Examination, RPV- Provisional, RCC- 0.5050, ADC- Admission Cancelled												
G:Grade, GP:Grade Point, C:Credits, फै:Sum of Credit Points, फैG:Sum of Product of Credits & Grades												
SGPI:Semester Grade Performance Index = फैG/फै, CGPI:Cumulative Grade Performance Index												
% Marks : 80 and Above 75-79.99 70-74.99 60-69.99 50-59.99 45-49.99 40-44.99 Less Than 40												
Grade / Gr. Pt. : O / 10 A / 9 B / 8 C / 7 D / 6 E / 5 P / 4 F / 0												

Principal

S.I.E.S. GRADUATE SCHOOL OF TECHNOLOGY
PLOT 10/6/E, BIR CHANDRANAGAR, KANDIVALA EAST, MUMBAI-400 066
SECTION-4, MUMBAI, INDIA. PHONE: 400 766

SEAT_NO	NAME	<Course-I>	<Course-II>	<Course-III>	<Course-IV>	<Course-V>	<Course-VI>	<Course-VII>	<Course-VIII>	TOTAL MARKS	RESULT	REMARK	OUT OF 700
		Th(80/32)	Th(80/32)	Th(80/32)	Th(80/32)	Tw(25/10)	Tw(25/10)	Tw(25/10)	Tw(100/40)				
		In(20/08)	In(20/08)	In(20/08)	In(20/08)	Or/Pr(25/10)	Or/Pr(25/10)	Or/Pr(25/10)	Or/Pr(50/20)				
		Total	Total	Total	Total	Total	Total	Total	Total				
		C G GP C*G	C G GP C*G	C G GP C*G	C G GP C*G	C G GP C*G	C G GP C*G	C G GP C*G	C G GP C*G				
01. ECC801	RF DESIGN												
08. ILO8022	FINANCE MANAGEMENT												
20. ECLDL08043	SATELLITE COMM. LAB												
02. ECC802	WIRELESS NETWORKS												
16. ECL801	RF DESIGN LAB												
22. ECL803	PROJECT-II												
05. ECCDLO8043	SATELLITE COMMUNICATION												
17. ECL802	WIRELESS NETWORKS LAB												
10282688 /P LAKSHMI PREMA													
		74	77	80	74	22	21	21	87				
		14	17	17	16	20	19	23	47		P		629
		88	94	97	90	42	40	44	134				
		4 0 10 40	4 0 10 40	4 0 10 40	3 0 10 30	1 0 10 10	1 0 10 10	1 0 10 10	6 0 10 60		24	240	10.00
		SGPI: SEM-I: 6.89 ; SEM-II: 6.81 ; SEM-III: 8.04 ; SEM-IV: 7.96 ; SEM-V: 7.78 ; SEM-VI: 6.20 ; SEM-VII: 7.35 ; CGPI: 7.60											
		CREDITS: SEM-I: 27 ; SEM-II: 27 ; SEM-III: 26 ; SEM-IV: 25 ; SEM-V: 27 ; SEM-VI: 25 ; SEM-VII: 26											
		MARKS: SEM-I:469/750; SEM-II:447/750; SEM-III:528/725; SEM-IV:493/700; SEM-V:530/750; SEM-VI:435/725; SEM-VII:549/800; TOTAL: 4080/5900 (69.15%)											
10282689 PHADTARE AVADHUT SATISH MANDAKINI													
		74	77	74	70	18	18	20	84				
		12	11	13	15	15	18	20	45		P	RLE	584
		86	88	87	85	33	36	40	129				
		4 0 10 40	4 0 10 40	4 0 10 40	3 0 10 30	1 C 7 7	1 B 8 8	1 0 10 10	6 0 10 60		24	235	9.79
		SGPI: SEM-I: 5.19 ; SEM-II: 5.43 ; SEM-III: 4.65 ; SEM-IV: 5.20 ; SEM-V: -- ; SEM-VI: 4.64 ; SEM-VII: 6.00 ; CGPI: --											
		CREDITS: SEM-I: 27 ; SEM-II: 27 ; SEM-III: 26 ; SEM-IV: 25 ; SEM-V: -- ; SEM-VI: 25 ; SEM-VII: 26											
		MARKS: SEM-I:376/750; SEM-II:393/750; SEM-III:343/725; SEM-IV:357/700; SEM-V: -- ; SEM-VI:363/725; SEM-VII:458/800; TOTAL: --											
10282690 ROY RAJ RESHAV KUMAR RAM NARESH TARA KUMARI													
		77	77	74	77	17	22	22	88				
		15	16	10	19	21	21	23	47		P		626
		92	93	84	96	38	43	45	135				
		4 0 10 40	4 0 10 40	4 0 10 40	3 0 10 30	1 A 9 9	1 0 10 10	1 0 10 10	6 0 10 60		24	239	9.96
		SGPI: SEM-I: 6.31 ; SEM-II: 7.11 ; SEM-III: 7.88 ; SEM-IV: 6.66 ; SEM-V: 7.63 ; SEM-VI: 7.34 ; SEM-VII: 7.69 ; CGPI: 7.55											
		CREDITS: SEM-I: 27 ; SEM-II: 27 ; SEM-III: 26 ; SEM-IV: 25 ; SEM-V: 27 ; SEM-VI: 25 ; SEM-VII: 26											
		MARKS: SEM-I:448/750; SEM-II:465/750; SEM-III:511/725; SEM-IV:424/700; SEM-V:516/750; SEM-VI:508/725; SEM-VII:581/800; TOTAL: 4099/5900 (69.47%)											
/- FEMALE, #- 0.229, @- 0.5042/0.5043, *- 0.5045, \$- Carried Forward Grade, ~- Dyslexia, A/ABS- Absent, F- Fails, P- Passes													
RR- Reserved, RLE- Reserve for Lower Examination, RPV- Provisional, RCC- 0.5050, ADC- Admission Cancelled													
G:Grade, GP:Grade Point, C:Credits, 腓:Sum of Credit Points, 腓G:Sum of Product of Credits & Grades													
SGPI:Semester Grade Performance Index = 腓G/腓, CGPI:Cumulative Grade Performance Index													
% Marks : 80 and Above 75-79.99 70-74.99 60-69.99 50-59.99 45-49.99 40-44.99 Less Than 40													
Grade / Gr. Pt. : 0 / 10 A / 9 B / 8 C / 7 D / 6 E / 5 P / 4 F / 0													



Principal

S.I.E.S. GRADUATE SCHOOL OF TECHNOLOGY
PLOT 101, B, AIR CHAUDHARISHI WENDKA SARASWATHY VIDYAPURAM
SECTOR-V, ARUL NANT BHUMBAI - 400 706

OFFICE REGISTER FOR THE B.E. (ELECTRONICS AND TELECOMMUNICATION ENGINEERING) (SEM VIII) (CHOICE BASED) EXAMINATION HELD IN OCTOBER 2020
COLLEGE/CENTRE NAME:690:SIES RESULT DATE :- NOVEMBER 24, 2020

SEAT_NO	NAME	<Course-I>	<Course-II>	<Course-III>	<Course-IV>	<Course-V>	<Course-VI>	<Course-VII>	<Course-VIII>	RESULT	REMARK	TOTAL MARKS
		Th(80/32)	Th(80/32)	Th(80/32)	Th(80/32)	Tw(25/10)	Tw(25/10)	Tw(25/10)	Tw(100/40)			OUT OF 700
		In(20/08)	In(20/08)	In(20/08)	In(20/08)	Or/Pr(25/10)	Or/Pr(25/10)	Or/Pr(25/10)	Or/Pr(50/20)			
		Total	Total	Total	Total	Total	Total	Total	Total	排	排G	SGPI
		C G GP C*G	C G GP C*G	C G GP C*G	C G GP C*G	C G GP C*G	C G GP C*G	C G GP C*G	C G GP C*G			
01. ECC801	RF DESIGN				02. ECC802	WIRELESS NETWORKS		05. ECCDL08043	SATELLITE COMMUNICATION			
08. ILO8022	FINANCE MANAGEMENT				16. ECL801	RF DESIGN LAB		17. ECL802	WIRELESS NETWORKS LAB			
20. ECLDLO8043	SATELLITE COMM. LAB				22. ECL803	PROJECT-II						
10282697	SHINDE ABHIJIT MALOJI KAVITA											
		74	74	74	74	24	22	21	88			
		19	19	12	15	19	21	23	47		P	626
		93	93	86	89	43	43	44	135			
		4 0 10 40	4 0 10 40	4 0 10 40	3 0 10 30	1 0 10 10	1 0 10 10	1 0 10 10	6 0 10 60		24 240 10.00	
		SGPI: SEM-I: 7.22 ; SEM-II: 8.09 ; SEM-III: 9.19 ; SEM-IV: 8.52 ; SEM-V: 9.26 ; SEM-VI: 8.20 ; SEM-VII: 8.54 ; CGPI: 8.61										
		CREDITS: SEM-I: 27 ; SEM-II: 27 ; SEM-III: 26 ; SEM-IV: 25 ; SEM-V: 27 ; SEM-VI: 25 ; SEM-VII: 26										
		MARKS: SEM-I:497/750; SEM-II:526/750; SEM-III:587/725; SEM-IV:532/700; SEM-V:600/750; SEM-VI:533/725; SEM-VII:604/800; TOTAL: 4505/5900 (76.36%)										
10282698	SINGH ABHISHEK SHARDA ANITA											
		58	77	74	74	21	23	21	87			
		15	15	17	18	19	20	24	44		P	607
		73	92	91	92	40	43	45	131			
		4 B 8 32	4 0 10 40	4 0 10 40	3 0 10 30	1 0 10 10	1 0 10 10	1 0 10 10	6 0 10 60		24 232 9.67	
		SGPI: SEM-I: 6.48 ; SEM-II: 8.26 ; SEM-III: 6.73 ; SEM-IV: 4.96 ; SEM-V: 7.52 ; SEM-VI: 6.44 ; SEM-VII: 7.69 ; CGPI: 7.21										
		CREDITS: SEM-I: 27 ; SEM-II: 27 ; SEM-III: 26 ; SEM-IV: 25 ; SEM-V: 27 ; SEM-VI: 25 ; SEM-VII: 26										
		MARKS: SEM-I:452/750; SEM-II:536/750; SEM-III:451/725; SEM-IV:356/700; SEM-V:496/750; SEM-VI:446/725; SEM-VII:564/800; TOTAL: 3908/5900 (66.24%)										
10282699	SOLASE OMKAR AMBADAS JAYASHREE											
		70	77	74	77	21	23	20	84			
		17	14	15	17	19	21	22	46		P	617
		87	91	89	94	40	44	42	130			
		4 0 10 40	4 0 10 40	4 0 10 40	3 0 10 30	1 0 10 10	1 0 10 10	1 0 10 10	6 0 10 60		24 240 10.00	
		SGPI: SEM-I: 7.30 ; SEM-II: 7.41 ; SEM-III: 8.15 ; SEM-IV: 6.98 ; SEM-V: 7.63 ; SEM-VI: 7.30 ; SEM-VII: 7.38 ; CGPI: 7.75										
		CREDITS: SEM-I: 27 ; SEM-II: 27 ; SEM-III: 26 ; SEM-IV: 25 ; SEM-V: 27 ; SEM-VI: 25 ; SEM-VII: 26										
		MARKS: SEM-I:514/750; SEM-II:508/750; SEM-III:538/725; SEM-IV:454/700; SEM-V:525/750; SEM-VI:481/725; SEM-VII:539/800; TOTAL: 4176/5900 (70.78%)										
<p>/- FEMALE, #- 0.229, @- 0.5042/0.5043, *- 0.5045, \$- Carried Forward Grade, -- Dyslexia, A/ABS- Absent, F- Fails, P- Passes RR- Reserved, RLE- Reserve for Lower Examination, RPV- Provisional, RCC- 0.5050, ADC- Admission Cancelled G:Grade, GP:Grade Point, C:Credits, 排:Sum of Credit Points, 排G:Sum of Product of Credits & Grades SGPI:Semester Grade Performance Index = 排G/排, CGPI:Cumulative Grade Performance Index % Marks : 80 and Above 75-79.99 70-74.99 60-69.99 50-59.99 45-49.99 40-44.99 Less Than 40 Grade / Gr. Pt. : 0 / 10 A / 9 B / 8 C / 7 D / 6 E / 5 F / 4 F / 0</p>												

Principal
S.I.E.S. GRADUATE SCHOOL OF TECHNOLOGY
PLOT 101/5, SRI CHANDRASHEKHAR BARASWATHY VIDYAPURAM
SECTOR-4, WERUL, NAVI MUMBAI - 400 705

SEAT_NO	NAME	<Course-I> Th(80/32) In(20/08) Total C G GP C*G	<Course-II> Th(80/32) In(20/08) Total C G GP C*G	<Course-III> Th(80/32) In(20/08) Total C G GP C*G	<Course-IV> Th(80/32) In(20/08) Total C G GP C*G	<Course-V > Tw(25/10) Or/Pr(25/10) Total C G GP C*G	<Course-VI > Tw(25/10) Or/Pr(25/10) Total C G GP C*G	<Course-VII> Tw(25/10) Or/Pr(25/10) Total C G GP C*G	<Course-VIII> Tw(100/40) Or/Pr(50/20) Total C G GP C*G	RESULT	REMARK	TOTAL MARKS OUT OF 700
01. ECC801	RF DESIGN											
04. ILO8022	FINANCE MANAGEMENT											
20. ECLDL08043	SATELLITE COMM. LAB											
02. ECC802	WIRELESS NETWORKS											
16. ECL801	RF DESIGN LAB											
22. ECL803	PROJECT-II											
05. ECCDL08043	SATELLITE COMMUNICATION											
17. ECL802	WIRELESS NETWORKS LAB											
10282694	SHETTY RONAK SURENDRA PREMA	67	70	74	67	22	23	22	78			
		17	13	13	15	19	22	22	42	P		586
		84	83	87	82	41	45	44	120			
		4 0 10 40	4 0 10 40	4 0 10 40	3 0 10 30	1 0 10 10	1 0 10 10	1 0 10 10	6 0 10 60	24	240	10.00
		SGPI: SEM-I: 6.28 ; SEM-II: 6.72 ; SEM-III: 7.46 ; SEM-IV: 5.74 ; SEM-V: 6.63 ; SEM-VI: 5.36 ; SEM-VII: 6.69 ; CGPI: 6.84										
		CREDITS: SEM-I: 27 ; SEM-II: 27 ; SEM-III: 26 ; SEM-IV: 25 ; SEM-V: 27 ; SEM-VI: 25 ; SEM-VII: 26										
		MARKS: SEM-I:441/750; SEM-II:456/750; SEM-III:487/725; SEM-IV:379/700; SEM-V:457/750; SEM-VI:388/725; SEM-VII:500/800; TOTAL: 3694/5900 (62.61%)										
10282695	SHETTY SURAJ VIJAY SUMITA	74	77	74	70	24	23	23	88			
		15	16	17	17	20	22	23	46	P		629
		89	93	91	87	44	45	46	134			
		4 0 10 40	4 0 10 40	4 0 10 40	3 0 10 30	1 0 10 10	1 0 10 10	1 0 10 10	6 0 10 60	24	240	10.00
		SGPI: SEM-I: 6.94 ; SEM-II: 6.52 ; SEM-III: 7.69 ; SEM-IV: 7.04 ; SEM-V: 7.67 ; SEM-VI: 8.36 ; SEM-VII: 8.19 ; CGPI: 7.77										
		CREDITS: SEM-I: 27 ; SEM-II: 27 ; SEM-III: 26 ; SEM-IV: 25 ; SEM-V: 27 ; SEM-VI: 25 ; SEM-VII: 26										
		MARKS: SEM-I:489/750; SEM-II:467/750; SEM-III:510/725; SEM-IV:458/700; SEM-V:516/750; SEM-VI:558/725; SEM-VII:600/800; TOTAL: 4227/5900 (71.64%)										
10282696	/SHETTY THIRTA NAGRAJ SHOBHA	64	70	74	67	23	23	23	89			
		17	13	13	18	20	22	24	45	P		605
		81	83	87	85	43	45	47	134			
		4 0 10 40	4 0 10 40	4 0 10 40	3 0 10 30	1 0 10 10	1 0 10 10	1 0 10 10	6 0 10 60	24	240	10.00
		SGPI: SEM-I: 8.81 ; SEM-II: 7.93 ; SEM-III: 9.08 ; SEM-IV: 7.96 ; SEM-V: 7.89 ; SEM-VI: 7.80 ; SEM-VII: 8.31 ; CGPI: 8.46										
		CREDITS: SEM-I: 27 ; SEM-II: 27 ; SEM-III: 26 ; SEM-IV: 25 ; SEM-V: 27 ; SEM-VI: 25 ; SEM-VII: 26										
		MARKS: SEM-I:607/750; SEM-II:547/750; SEM-III:587/725; SEM-IV:515/700; SEM-V:537/750; SEM-VI:511/725; SEM-VII:600/800; TOTAL: 4509/5900 (76.42%)										
/- FEMALE, #- 0.229, @- 0.5042/0.5043, *- 0.5045, \$- Carried Forward Grade, -- Dyslexia, A/ABS- Absent, F- Fails, P- Passes RR- Reserved, RLE- Reserve for Lower Examination, RPV- Provisional, RCC- 0.5050, ADC- Admission Cancelled G:Grade, GP:Grade Point, C:Credits, 腓:Sum of Credit Points, 腓G:Sum of Product of Credits & Grades SGPI:Semester Grade Performance Index = 腓G/腓, CGPI:Cumulative Grade Performance Index % Marks : 80 and Above 75-79.99 70-74.99 60-69.99 50-59.99 45-49.99 40-44.99 Less Than 40 Grade / Gr. Pt. : 0 / 10 A / 9 B / 8 C / 7 D / 6 E / 5 F / 4 F / 0												



Principal
S.I.E.S. GRADUATE SCHOOL OF TECHNOLOGY
PLOT 10/D/5, SRI CHANDRASEKHARJI MGS SOCIETY, VIKRAM
SECTOR-9, BHEIL, NAVEI, PUNE-400 705.

SEAT NO	NAME	<Course-I> Th(80/32) In(20/08) Total C G GP C*G	<Course-II> Th(80/32) In(20/08) Total C G GP C*G	<Course-III> Th(80/32) In(20/08) Total C G GP C*G	<Course-IV> Th(80/32) In(20/08) Total C G GP C*G	< Course-V > Tw(25/10) Or/Pr(25/10) Total C G GP C*G	<Course-VI > Tw(25/10) Or/Pr(25/10) Total C G GP C*G	<Course-VII> Tw(25/10) Or/Pr(25/10) Total C G GP C*G	<Course-VIII> Tw(100/40) Or/Pr(50/20) Total C G GP C*G	RESULT REMARK	TOTAL MARKS OUT OF 700
01. ECC801	RF DESIGN										
14. ILO8028	DIGITAL BUSINESS MGMT.										
20. ECLDLO8043	SATELLITE COMM. LAB										
02. ECC802	WIRELESS NETWORKS										
16. ECL801	RF DESIGN LAB										
22. ECL803	PROJECT-II										
05. ECCDLO8043	SATELLITE COMMUNICATION										
17. ECL802	WIRELESS NETWORKS LAB										
10282703	CHOUHDARY DARSHAN BHANARAM TIJA										
70	77	70	80	18	20	21	76				
12	15	16	18	22	19	23	42			P	599
82	92	86	98	40	39	44	118				
4 0 10 40	4 0 10 40	4 0 10 40	3 0 10 30	1 0 10 10	1 A 9 9	1 0 10 10	6 A 9 54			24 233	9.71
SGPI: SEM-I: 8.00 ; SEM-II: 7.43 ; SEM-III: 7.46 ; SEM-IV: 7.04 ; SEM-V: 7.07 ; SEM-VI: 6.92 ; SEM-VII: 8.15 ; CGPI: 7.71 @0.04 CREDITS: SEM-I: 27 ; SEM-II: 27 ; SEM-III: 26 ; SEM-IV: 25 ; SEM-V: 27 ; SEM-VI: 25 ; SEM-VII: 26 MARKS: SEM-I:532/750; SEM-II:491/750; SEM-III:501/725; SEM-IV:455/700; SEM-V:485/750; SEM-VI:461/725; SEM-VII:574/800; TOTAL: 4098/5900 (69.46%)											
10282704	/GHARE NAGMA ABDUL KADIR SHAMSHAD										
67	80	70	80	20	23	23	80				
11	14	13	19	18	19	22	43			P	602
78	94	83	99	38	42	45	123				
4 A 9 36	4 0 10 40	4 0 10 40	3 0 10 30	1 A 9 9	1 0 10 10	1 0 10 10	6 0 10 60			24 235	9.79
(DIPLOMA STUDENT) SGPI: SEM-III: 6.54 ; SEM-IV: 6.60 ; SEM-V: 6.52 ; SEM-VI: 6.96 ; SEM-VII: 7.38 ; CGPI: 7.27 CREDITS: SEM-III: 26 ; SEM-IV: 25 ; SEM-V: 27 ; SEM-VI: 25 ; SEM-VII: 26 MARKS: SEM-III:437/725; SEM-IV:435/700; SEM-V:472/750; SEM-VI:463/725; SEM-VII:543/800; TOTAL: 2952/4400 (67.09%)											
10282705	GODWIN JACOB LAZAR AMARAVATHY										
74	77	74	70	20	18	20	78				
9	9	12	14	16	19	18	44			P	572
83	86	86	84	36	37	38	122				
4 0 10 40	4 0 10 40	4 0 10 40	3 0 10 30	1 B 8 8	1 B 8 8	1 A 9 9	6 0 10 60			24 235	9.79
SGPI: SEM-I: 5.70 ; SEM-II: 6.19 ; SEM-III: 5.12 ; SEM-IV: 4.82 ; SEM-V: 6.63 ; SEM-VI: 5.12 ; SEM-VII: 5.92 ; CGPI: 6.12 CREDITS: SEM-I: 27 ; SEM-II: 27 ; SEM-III: 26 ; SEM-IV: 28 ; SEM-V: 27 ; SEM-VI: 25 ; SEM-VII: 26 MARKS: SEM-I:420/750; SEM-II:446/750; SEM-III:363/725; SEM-IV:397/800; SEM-V:462/750; SEM-VI:381/725; SEM-VII:461/800; TOTAL: 3502/6000 (58.37%)											
/- FEMALE, #- 0.229, @- 0.5042/0.5043, *- 0.5045, \$- Carried Forward Grade, -- Dyslexia, A/ABS- Absent, F- Fails, P- Passes RR- Reserved, RLE- Reserve for Lower Examination, RPV- Provisional, RCC- 0.5050, ADC- Admission Cancelled G:Grade, GP:Grade Point, C:Credits, 腓:Sum of Credit Points, 腓G:Sum of Product of Credits & Grades SGPI:Semester Grade Performance Index = 腓G/腓, CGPI:Cumulative Grade Performance Index % Marks : 80 and Above 75-79.99 70-74.99 60-69.99 50-59.99 45-49.99 40-44.99 Less Than 40 Grade / Gr. Pt. : O / 10 A / 9 B / 8 C / 7 D / 6 E / 5 P / 4 F / 0											

Principal
S.I.E.S. GRADUATE SCHOOL OF TECHNOLOGY
PLOT 104/16, STR. CHANDRASEKHARJI WANI SAKINWATHY VIDYAPURAM
SECTOR-4, GOREGAON (WEST), MUMBAI - 400 705

SEAT_NO	NAME	<Course-I>	<Course-II>	<Course-III>	<Course-IV>	<Course-V>	<Course-VI>	<Course-VII>	<Course-VIII>	RESULT	REMARK	TOTAL MARKS
		Th(80/32)	Th(80/32)	Th(80/32)	Th(80/32)	Tw(25/10)	Tw(25/10)	Tw(25/10)	Tw(100/40)			OUT OF 700
		In(20/08)	In(20/08)	In(20/08)	In(20/08)	Or/Pr(25/10)	Or/Pr(25/10)	Or/Pr(25/10)	Or/Pr(50/20)			
		Total	Total	Total	Total	Total	Total	Total	Total			
		C G GP C*G	C G GP C*G	C G GP C*G	C G GP C*G	C G GP C*G	C G GP C*G	C G GP C*G	C G GP C*G		ष षG SGPI	
01. ECC801	RF DESIGN				02. ECC802	WIRELESS NETWORKS		05. ECCDLO8043	SATELLITE COMMUNICATION			
08. ILO8022	FINANCE MANAGEMENT				16. ECL801	RF DESIGN LAB		17. ECL802	WIRELESS NETWORKS LAB			
20. ECLDLO8043	SATELLITE COMM. LAB				22. ECL803	PROJECT-II						

10282700	SUKUMAR JASAN SANDEEP KANNAGHI											
		74	77	74	74	19	21	20	80			
		14	14	15	14	18	22	21	43		P	600
		88	91	89	88	37	43	41	123			
		4 0 10 40	4 0 10 40	4 0 10 40	3 0 10 30	1 B 8 8	1 0 10 10	1 0 10 10	6 0 10 60		24 238	9.92
		SGPI: SEM-I: 5.72 ; SEM-II: 6.11 ; SEM-III: 5.65 ; SEM-IV: 4.86 ; SEM-V: 6.22 ; SEM-VI: 6.00 ; SEM-VII: 5.88 ; CGPI: 6.26										
		CREDITS: SEM-I: 27 ; SEM-II: 27 ; SEM-III: 26 ; SEM-IV: 25 ; SEM-V: 27 ; SEM-VI: 25 ; SEM-VII: 26										
		MARKS: SEM-I:409/750; SEM-II:438/750; SEM-III:399/725; SEM-IV:335/700; SEM-V:435/750; SEM-VI:420/725; SEM-VII:463/800; TOTAL: 3499/5900 (59.31%)										

01. ECC801	RF DESIGN				02. ECC802	WIRELESS NETWORKS		05. ECCDLO8043	SATELLITE COMMUNICATION			
14. ILO8028	DIGITAL BUSINESS MGMT.				16. ECL801	RF DESIGN LAB		17. ECL802	WIRELESS NETWORKS LAB			
20. ECLDLO8043	SATELLITE COMM. LAB				22. ECL803	PROJECT-II						

10282701	AKSHAY PRAKASH VASANTHY											
		74	77	74	80	20	20	22	80			
		14	15	19	20	17	23	23	44		P	622
		88	92	93	100	37	43	45	124			
		4 0 10 40	4 0 10 40	4 0 10 40	3 0 10 30	1 B 8 8	1 0 10 10	1 0 10 10	6 0 10 60		24 238	9.92
		SGPI: SEM-I: 7.11 ; SEM-II: 7.78 ; SEM-III: 7.12 ; SEM-IV: 7.28 ; SEM-V: 7.70 ; SEM-VI: 7.72 ; SEM-VII: 7.58 ; CGPI: 7.75										
		CREDITS: SEM-I: 27 ; SEM-II: 27 ; SEM-III: 26 ; SEM-IV: 25 ; SEM-V: 27 ; SEM-VI: 25 ; SEM-VII: 26										
		MARKS: SEM-I:481/750; SEM-II:536/750; SEM-III:466/725; SEM-IV:461/700; SEM-V:526/750; SEM-VI:512/725; SEM-VII:559/800; TOTAL: 4163/5900 (70.56%)										

10282702	CHAVAN VAIBHAV DATTA REKHA											
		70	74	67	74	17	23	22	80			
		13	13	11	15	17	21	21	42		P	580
		83	87	78	89	34	44	43	122			
		4 0 10 40	4 0 10 40	4 A 9 36	3 0 10 30	1 C 7 7	1 0 10 10	1 0 10 10	6 0 10 60		24 233	9.71
	(DIPLOMA STUDENT)	SGPI: SEM-III: 5.27 ; SEM-IV: 6.16 ; SEM-V: 6.19 ; SEM-VI: 6.52 ; SEM-VII: 6.85 ; CGPI: 6.75										
		CREDITS: SEM-III: 26 ; SEM-IV: 25 ; SEM-V: 27 ; SEM-VI: 25 ; SEM-VII: 26										
		MARKS: SEM-III:371/725; SEM-IV:407/700; SEM-V:439/750; SEM-VI:442/725; SEM-VII:514/800; TOTAL: 2753/4400 (62.57%)										

/- FEMALE, #- 0.229, @- 0.5042/0.5043, *- 0.5045, \$- Carried Forward Grade, -- Dyslexia, A/ABS- Absent, F- Fails, P- Passes
RR- Reserved, RLE- Reserve for Lower Examination, RPV- Provisional, RCC- 0.5050, ADC- Admission Cancelled

G:Grade, GP:Grade Point, C:Credits, ष:Sum of Credit Points, षG:Sum of Product of Credits & Grades

SGPI:Semester Grade Performance Index = षG/ष, CGPI:Cumulative Grade Performance Index

% Marks : 80 and Above 75-79.99 70-74.99 60-69.99 50-59.99 45-49.99 40-44.99 Less Than 40

Grade / Gr. Pt. : O / 10 A / 9 B / 8 C / 7 D / 6 E / 5 P / 4 F / 0

Principal
S.I.E.S. GRADUATE SCHOOL OF TECHNOLOGY
PLOT 10/D/E, SIR CHINAIJI TRUST, VANDRANA EXT. - 401 301, VANDRANA
SECTOR-V, NEARULI, NAVI MUMBAI - 401 301

SEAT NO	NAME	<Course-I>	<Course-II>	<Course-III>	<Course-IV>	<Course-V>	<Course-VI>	<Course-VII>	<Course-VIII>	RESULT	REMARK	TOTAL MARKS
		Th(80/32)	Th(80/32)	Th(80/32)	Th(80/32)	Tw(25/10)	Tw(25/10)	Tw(25/10)	Tw(100/40)			OUT OF 700
		In(20/08)	In(20/08)	In(20/08)	In(20/08)	Or/Pr(25/10)	Or/Pr(25/10)	Or/Pr(25/10)	Or/Pr(50/20)			
		Total	Total	Total	Total	Total	Total	Total	Total	非	非	SGPI
		C G GP C*G	C G GP C*G	C G GP C*G	C G GP C*G	C G GP C*G	C G GP C*G	C G GP C*G	C G GP C*G			
01. ECC801	RF DESIGN											
14. ILO8028	DIGITAL BUSINESS MGMT.											
20. ECLDLO8043	SATELLITE COMM. LAB											
02. ECC802	WIRELESS NETWORKS											
16. ECL801	RF DESIGN LAB											
22. ECL803	PROJECT-II											
05. ECCDLO8043	SATELLITE COMMUNICATION											
17. ECL802	WIRELESS NETWORKS LAB											

10282709 /KAVYA RAJIV SONY

74	77	74	77	20	22	21	85												
17	18	15	18	19	20	22	47			P		626							
91	95	89	95	39	42	43	132												
4 0 10	40	4 0 10	40	4 0 10	40	3 0 10	30	1 A	9	9	1 0 10	10	1 0 10	10	6 0 10	60	24	239	9.96
SGPI: SEM-I: 5.98 ; SEM-II: 6.56 ; SEM-III: 5.88 ; SEM-IV: 5.32 ; SEM-V: 6.30 ; SEM-VI: 7.28 ; SEM-VII: 8.46 ;												CGPI: 6.94							
CREDITS: SEM-I: 27 ; SEM-II: 27 ; SEM-III: 26 ; SEM-IV: 25 ; SEM-V: 27 ; SEM-VI: 25 ; SEM-VII: 26																			
MARKS: SEM-I:431/750; SEM-II:452/750; SEM-III:416/725; SEM-IV:348/700; SEM-V:451/750; SEM-VI:393/725; SEM-VII:588/800;												TOTAL: 3705/5900 (62.80%)							

10282710 KHAN MOHAMMED ANAS MOHAMMED HAZIR NAJMA

67	74	58	80	17	22	21	72														
8	13	13	16	17	18	18	40			P		554									
75	87	71	96	34	40	39	112														
4 A	9 36	4 0 10	40	4 B	8 32	3 0 10	30	1 C	7	7	1 0 10	10	1 A	9	9	6 B	8	48	24	212	8.83
(DIPLOMA STUDENT)																					
SGPI: SEM-III: 5.73 ; SEM-IV: 5.32 ; SEM-V: 6.04 ; SEM-VI: 6.48 ; SEM-VII: 6.88 ;												CGPI: 6.52									
CREDITS: SEM-III: 26 ; SEM-IV: 25 ; SEM-V: 27 ; SEM-VI: 25 ; SEM-VII: 26																					
MARKS: SEM-III:408/725; SEM-IV:363/700; SEM-V:405/750; SEM-VI:432/725; SEM-VII:508/800;												TOTAL: 2670/4400 (60.68%)									

10282711 /KULKARNI SHRADDHA ANIL ARCHANA

70	77	77	80	24	23	23	88											
18	19	18	19	21	20	23	45			P		645						
88	96	95	99	45	43	46	133											
4 0 10	40	4 0 10	40	4 0 10	40	3 0 10	30	1 0 10	10	1 0 10	10	1 0 10	10	6 0 10	60	24	240	10.00
SGPI: SEM-I: 7.85 ; SEM-II: 8.81 ; SEM-III: 8.81 ; SEM-IV: 8.36 ; SEM-V: 9.78 ; SEM-VI: 8.80 ; SEM-VII: 9.00 ;												CGPI: 8.92						
CREDITS: SEM-I: 27 ; SEM-II: 27 ; SEM-III: 26 ; SEM-IV: 25 ; SEM-V: 27 ; SEM-VI: 25 ; SEM-VII: 26																		
MARKS: SEM-I:549/750; SEM-II:599/750; SEM-III:579/725; SEM-IV:536/700; SEM-V:624/750; SEM-VI:570/725; SEM-VII:647/800;												TOTAL: 4749/5900 (80.49%)						

/- FEMALE, #- 0.229, @- 0.5042/0.5043, *- 0.5045, \$- Carried Forward Grade, -- Dyslexia, A/ABS- Absent, F- Fails, P- Passes
RR- Reserved, RLE- Reserve for Lower Examination, RPV- Provisional, RCC- 0.5050, ADC- Admission Cancelled
G:Grade, GP:Grade Point, C:Credits, 非:Sum of Credit Points, 非G:Sum of Product of Credits & Grades
SGPI:Semester Grade Performance Index = 非G/非, CGPI:Cumulative Grade Performance Index
% Marks : 80 and Above 75-79.99 70-74.99 60-69.99 50-59.99 45-49.99 40-44.99 Less Than 40
Grade / Gr. Pt. : 0 / 10 A / 9 B / 8 C / 7 D / 6 E / 5 P / 4 F / 0



SEAT_NO	NAME	<Course-I>	<Course-II>	<Course-III>	<Course-IV>	<Course-V>	<Course-VI>	<Course-VII>	<Course-VIII>	RESULT	REMARK	TOTAL MARKS OUT OF 700
		Th(80/32)	Th(80/32)	Th(80/32)	Th(80/32)	Tw(25/10)	Tw(25/10)	Tw(25/10)	Tw(100/40)			
		In(20/08)	In(20/08)	In(20/08)	In(20/08)	Or/Pr(25/10)	Or/Pr(25/10)	Or/Pr(25/10)	Or/Pr(50/20)			
		Total	Total	Total	Total	Total	Total	Total	Total			
		C G GP C*G	C G GP C*G	C G GP C*G	C G GP C*G	C G GP C*G	C G GP C*G	C G GP C*G	C G GP C*G	ष	ष	SGPI
01. ECC801	RF DESIGN											
14. ILO8028	DIGITAL BUSINESS MGMT.											
20. ECLDL08043	SATELLITE COMM. LAB											
02. ECC802	WIRELESS NETWORKS											
16. ECL801	RF DESIGN LAB											
17. ECL802	WIRELESS NETWORKS LAB											
22. ECL803	PROJECT-II											

10282706 JESURAJA JOHN DEVI

77	74	74	70	15	17	17	72																											
12	8	10	13	15	16	16	40			P	RLE	546																						
89	82	84	83	30	33	33	112																											
4	0	10	40	4	0	10	40	4	0	10	40	3	0	10	30	1	C	7	7	1	C	7	7	1	C	7	7	6	B	8	48	24	219	9.13

(DIPLOMA STUDENT)

SGPI: SEM-III: 4.88 ; SEM-IV: 4.61 ; SEM-V: -- ; SEM-VI: 4.68 ; SEM-VII: 7.62 ; CGPI: --
 CREDITS: SEM-III: 26 ; SEM-IV: 28 ; SEM-V: -- ; SEM-VI: 25 ; SEM-VII: 26
 MARKS: SEM-III: 353/725; SEM-IV: 369/800; SEM-V: -- ; SEM-VI: 355/725; SEM-VII: 544/800; TOTAL: --

10282707 KANAYATH BHARATHPRASAD MOHAN NISHAKUMARI

77	77	77	70	13	17	19	74																											
15	8	13	13	16	17	16	43			P	RLE	565																						
92	85	90	83	29	34	35	117																											
4	0	10	40	4	0	10	40	4	0	10	40	3	0	10	30	1	D	6	6	1	C	7	7	1	B	8	8	6	A	9	54	24	225	9.38

(DIPLOMA STUDENT)

SGPI: SEM-III: 5.58 ; SEM-IV: 4.96 ; SEM-V: -- ; SEM-VI: -- ; SEM-VII: 6.00 ; CGPI: --
 CREDITS: SEM-III: 26 ; SEM-IV: 28 ; SEM-V: -- ; SEM-VI: -- ; SEM-VII: 26
 MARKS: SEM-III: 392/725; SEM-IV: 398/800; SEM-V: -- ; SEM-VI: -- ; SEM-VII: 461/800; TOTAL: --

10282708 /KARBELKAR SWALEHA ASHFAQUE SALMA

74	77	74	80	18	20	22	85																											
18	17	16	20	19	19	21	47			P		627																						
92	94	90	100	37	39	43	132																											
4	0	10	40	4	0	10	40	4	0	10	40	3	0	10	30	1	B	8	8	1	A	9	9	1	0	10	10	6	0	10	60	24	237	9.88

SGPI: SEM-I: 5.57 ; SEM-II: 5.70 ; SEM-III: 6.35 ; SEM-IV: 6.92 ; SEM-V: 6.78 ; SEM-VI: 7.28 ; SEM-VII: 7.85 ; CGPI: 7.00
 CREDITS: SEM-I: 27 ; SEM-II: 27 ; SEM-III: 26 ; SEM-IV: 25 ; SEM-V: 27 ; SEM-VI: 25 ; SEM-VII: 26
 MARKS: SEM-I: 407/750; SEM-II: 403/750; SEM-III: 416/725; SEM-IV: 443/700; SEM-V: 471/750; SEM-VI: 468/725; SEM-VII: 562/800; TOTAL: 3797/5900 (64.36%)

/- FEMALE, #- 0.229, @- 0.5042/0.5043, *- 0.5045, S- Carried Forward Grade, -- Dyslexia, A/ABS- Absent, F- Fails, P- Passes

RR- Reserved, RLE- Reserve for Lower Examination, RPV- Provisional, RCC- 0.5050, ADC- Admission Cancelled

G:Grade, GP:Grade Point, C:Credits, ष:Sum of Credit Points, षG:Sum of Product of Credits & Grades

SGPI:Semester Grade Performance Index = षG/ष, CGPI:Cumulative Grade Performance Index

% Marks : 80 and Above 75-79.99 70-74.99 60-69.99 50-59.99 45-49.99 40-44.99 Less Than 40

Grade / Gr. Pt. : O / 10 A / 9 B / 8 C / 7 D / 6 E / 5 P / 4 F / 0



Principal

S.I.E.S. GRADUATE SCHOOL OF TECHNOLOGY
 PLOT 107/5, SEM. CH. WADKAR, COL. BA. JIJAMATHI VADYAPURAM
 SECTORAL, SAL. 400 001, MUMBAI 400 001

OFFICE REGISTER FOR THE B.E. (ELECTRONICS AND TELECOMMUNICATION ENGINEERING) (SEM VIII) (CHOICE BASED) EXAMINATION HELD IN OCTOBER 2020
COLLEGE/CENTRE NAME:690:SIES RESULT DATE :- NOVEMBER 24, 2020

SEAT NO	NAME	<Course-I> Th(80/32) In(20/08) Total C G GP C*G	<Course-II> Th(80/32) In(20/08) Total C G GP C*G	<Course-III> Th(80/32) In(20/08) Total C G GP C*G	<Course-IV> Th(80/32) In(20/08) Total C G GP C*G	< Course-V > Tw(25/10) Or/Pr(25/10) Total C G GP C*G	<Course-VI > Tw(25/10) Or/Pr(25/10) Total C G GP C*G	<Course-VII> Tw(25/10) Or/Pr(25/10) Total C G GP C*G	<Course-VIII> Tw(100/40) Or/Pr(50/20) Total C G GP C*G	RESULT REMARK	TOTAL MARKS OUT OF 700
01. ECC801	RF DESIGN										
14. ILO8028	DIGITAL BUSINESS MGMT.										
20. ECLDL08043	SATELLITE COMM. LAB										
02. ECC802	WIRELESS NETWORKS										
16. ECL801	RF DESIGN LAB										
22. ECL803	PROJECT-II										
05. ECCDL08043	SATELLITE COMMUNICATION										
17. ECL802	WIRELESS NETWORKS LAB										
10282715	MUKADAM SAADAT HILAL RABIA										
74	77	74	77	20	21	21	81				
18	17	14	19	16	20	21	43			P	613
92	94	88	96	36	41	42	124				
4 0 10 40	4 0 10 40	4 0 10 40	3 0 10 30	1 B 8 8	1 0 10 10	1 0 10 10	6 0 10 60			24 238	9.92
SGPI: SEM-I: 6.11 ; SEM-II: 6.20 ; SEM-III: 5.85 ; SEM-IV: 5.68 ; SEM-V: 7.22 ; SEM-VI: 6.68 ; SEM-VII: 7.42 ;										CGPI: 6.86	
CREDITS: SEM-I: 27 ; SEM-II: 27 ; SEM-III: 26 ; SEM-IV: 25 ; SEM-V: 27 ; SEM-VI: 25 ; SEM-VII: 26										TOTAL: 3742/5900 (63.42%)	
MARKS: SEM-I:435/750; SEM-II:427/750; SEM-III:404/725; SEM-IV:385/700; SEM-V:480/750; SEM-VI:448/725; SEM-VII:550/800;											
10282716	/RAUT TRUPTI RAJENDRA KUNDA										
74	77	74	80	24	22	23	84				
17	12	16	18	21	20	20	42			P	624
91	89	90	98	45	42	43	126				
4 0 10 40	4 0 10 40	4 0 10 40	3 0 10 30	1 0 10 10	1 0 10 10	1 0 10 10	6 0 10 60			24 240	10.00
SGPI: SEM-I: 6.93 ; SEM-II: 8.22 ; SEM-III: 8.19 ; SEM-IV: 6.24 ; SEM-V: 7.96 ; SEM-VI: 6.84 ; SEM-VII: 7.42 ;										CGPI: 7.71 @0.04	
CREDITS: SEM-I: 27 ; SEM-II: 27 ; SEM-III: 26 ; SEM-IV: 25 ; SEM-V: 27 ; SEM-VI: 25 ; SEM-VII: 26										TOTAL: 4137/5900 (70.12%)	
MARKS: SEM-I:493/750; SEM-II:547/750; SEM-III:532/725; SEM-IV:392/700; SEM-V:529/750; SEM-VI:463/725; SEM-VII:557/800;											
10282717	/SHENOY ADITI AMUNA										
70	77	77	80	20	20	21	82				
16	13	15	20	20	21	22	46			P	620
86	90	92	100	40	41	43	128				
4 0 10 40	4 0 10 40	4 0 10 40	3 0 10 30	1 0 10 10	1 0 10 10	1 0 10 10	6 0 10 60			24 240	10.00
SGPI: SEM-I: 7.85 ; SEM-II: 7.30 ; SEM-III: 7.77 ; SEM-IV: 5.46 ; SEM-V: 6.15 ; SEM-VI: 6.30 ; SEM-VII: 7.12 ;										CGPI: 7.23	
CREDITS: SEM-I: 27 ; SEM-II: 27 ; SEM-III: 26 ; SEM-IV: 25 ; SEM-V: 27 ; SEM-VI: 25 ; SEM-VII: 26										TOTAL: 3945/5900 (66.86%)	
MARKS: SEM-I:529/750; SEM-II:504/750; SEM-III:515/725; SEM-IV:370/700; SEM-V:448/750; SEM-VI:428/725; SEM-VII:531/800;											
/- FEMALE, #- O.229, @- O.5042/O.5043, *- O.5045, \$- Carried Forward Grade, -- Dyslexia, A/ABS- Absent, F- Fails, P- Passes RR- Reserved, RLE- Reserve for Lower Examination, RPV- Provisional, RCC- O.5050, ADC- Admission Cancelled G:Grade, GP:Grade Point, C:Credits, 腓:Sum of Credit Points, 腓G:Sum of Product of Credits & Grades SGPI:Semester Grade Performance Index = 腓G/腓, CGPI:Cumulative Grade Performance Index % Marks : 80 and Above 75-79.99 70-74.99 60-69.99 50-59.99 45-49.99 40-44.99 Less Than 40 Grade / Gr. Pt. : O / 10 A / 9 B / 8 C / 7 D / 6 E / 5 P / 4 F / 0											

Principal
S.I.E.S. GRADUATE SCHOOL OF TECHNOLOGY
PLOT 10/D/E, SIR CHANDRASEKHAR ROAD, DEWBRATHI VIDYAPURAM
SECTOR-4, MERUL, NAVI MUMBAI - 400 700.

SEAT_NO	NAME	<Course-I> Th(80/32) In(20/08) Total C G GP C*G	<Course-II> Th(80/32) In(20/08) Total C G GP C*G	<Course-III> Th(80/32) In(20/08) Total C G GP C*G	<Course-IV> Th(80/32) In(20/08) Total C G GP C*G	<Course-V> Tw(25/10) Or/Pr(25/10) Total C G GP C*G	<Course-VI> Tw(25/10) Or/Pr(25/10) Total C G GP C*G	<Course-VII> Tw(25/10) Or/Pr(25/10) Total C G GP C*G	<Course-VIII> Tw(100/40) Or/Pr(50/20) Total C G GP C*G	RESULT REMARK	TOTAL MARKS OUT OF 700
01. ECC801	RF DESIGN			02. ECC802	WIRELESS NETWORKS			05. ECCDLO8043	SATELLITE COMMUNICATION		
14. ILO8028	DIGITAL BUSINESS MGMT.			16. ECL801	RF DESIGN LAB			17. ECL802	WIRELESS NETWORKS LAB		
20. ECLDLO8043	SATELLITE COMM. LAB			22. ECL803	PROJECT-II						
10282712	KUNDLIK ATIF ATEEQUE AKILA										
70	74	70	80	18	21	22	80				
16	16	16	19	17	20	22	43		P		604
86	90	86	99	35	41	44	123				
4 0 10 40	4 0 10 40	4 0 10 40	3 0 10 30	1 B 8 8	1 0 10 10	1 0 10 10	6 0 10 60		24 238	9.92	
SGPI: SEM-I: 7.78 ; SEM-II: 7.50 ; SEM-III: 7.88 ; SEM-IV: 7.28 ; SEM-V: 7.89 ; SEM-VI: 7.48 ; SEM-VII: 8.15 ; CGPI: 7.97											
CREDITS: SEM-I: 27 ; SEM-II: 27 ; SEM-III: 26 ; SEM-IV: 25 ; SEM-V: 27 ; SEM-VI: 25 ; SEM-VII: 26											
MARKS: SEM-I:537/750; SEM-II:509/750; SEM-III:504/725; SEM-IV:457/700; SEM-V:537/750; SEM-VI:500/725; SEM-VII:590/800; TOTAL: 4238/5900 (71.83%)											
10282713	MENON PRANAV AJIT PADMA										
74	77	74	80	16	21	22	88				
15	14	18	19	17	20	22	46		P		623
89	91	92	99	33	41	44	134				
4 0 10 40	4 0 10 40	4 0 10 40	3 0 10 30	1 C 7 7	1 0 10 10	1 0 10 10	6 0 10 60		24 237	9.88	
SGPI: SEM-I: 6.04 ; SEM-II: 7.06 ; SEM-III: 5.88 ; SEM-IV: 5.90 ; SEM-V: 7.48 ; SEM-VI: 7.38 ; SEM-VII: 7.35 ; CGPI: 7.10											
CREDITS: SEM-I: 27 ; SEM-II: 27 ; SEM-III: 26 ; SEM-IV: 25 ; SEM-V: 27 ; SEM-VI: 25 ; SEM-VII: 26											
MARKS: SEM-I:420/750; SEM-II:490/750; SEM-III:406/725; SEM-IV:398/700; SEM-V:519/750; SEM-VI:479/725; SEM-VII:530/800; TOTAL: 3865/5900 (65.51%)											
10282714	MUDALIYAR RAMAKRISHNAN SRIDHARAN GNANAVADIVU										
67	77	74	70	17	19	20	74				
10	13	13	16	16	19	18	43		P	RLE	566
77	90	87	86	33	38	38	117				
4 A 9 36	4 0 10 40	4 0 10 40	3 0 10 30	1 C 7 7	1 A 9 9	1 A 9 9	6 A 9 54		24 225	9.38	
SGPI: SEM-I: 5.46 ; SEM-II: 5.46 ; SEM-III: 4.54 ; SEM-IV: 5.18 ; SEM-V: -- ; SEM-VI: -- ; SEM-VII: 6.08 ; CGPI: --											
CREDITS: SEM-I: 27 ; SEM-II: 27 ; SEM-III: 26 ; SEM-IV: 28 ; SEM-V: -- ; SEM-VI: -- ; SEM-VII: 26											
MARKS: SEM-I:400/750; SEM-II:393/750; SEM-III:339/725; SEM-IV:398/800; SEM-V: -- ; SEM-VI: -- ; SEM-VII:465/800; TOTAL: --											
/- FEMALE, #- 0.229, #- 0.5042/0.5043, *- 0.5045, \$- Carried Forward Grade, -- Dyslexia, A/ABS- Absent, F- Fails, P- Passes											
RR- Reserved, RLE- Reserve for Lower Examination, RPV- Provisional, RCC- 0.5050, ADC- Admission Cancelled											
G:Grade, GP:Grade Point, C:Credits, 腓:Sum of Credit Points, 腓G:Sum of Product of Credits & Grades											
SGPI:Semester Grade Performance Index = 腓G/腓, CGPI:Cumulative Grade Performance Index											
% Marks : 80 and Above 75-79.99 70-74.99 60-69.99 50-59.99 45-49.99 40-44.99 Less Than 40											
Grade / Gr. Pt. : 0 / 10 A / 9 B / 8 C / 7 D / 6 E / 5 P / 4 F / 0											



Principal

S.I.E.S. GRADUATE SCHOOL OF TECHNOLOGY
PLOT IC/D/E, SIR CHANDRASHEKHAR BALEKATKAR VIDYAPURAM
SECTOR 4, NEAR, NAVI MUMBAI - 400 706.

OFFICE REGISTER FOR THE B.E. (ELECTRONICS AND TELECOMMUNICATION ENGINEERING) (SEM VIII) (CHOICE BASED) EXAMINATION HELD IN OCTOBER 2020
COLLEGE/CENTRE NAME:690:SIES RESULT DATE :- NOVEMBER 24, 2020

SEAT_NO	NAME	<Course-I>	<Course-II>	<Course-III>	<Course-IV>	<Course-V>	<Course-VI>	<Course-VII>	<Course-VIII>	RESULT	REMARK	TOTAL MARKS						
		Th(80/32)	Th(80/32)	Th(80/32)	Th(80/32)	Tw(25/10)	Tw(25/10)	Tw(25/10)	Tw(100/40)			OUT OF 700						
		In(20/08)	In(20/08)	In(20/08)	In(20/08)	Or/Pr(25/10)	Or/Pr(25/10)	Or/Pr(25/10)	Or/Pr(50/20)									
		Total	Total	Total	Total	Total	Total	Total	Total									
		C G GP C*G	C G GP C*G	C G GP C*G	C G GP C*G	C G GP C*G	C G GP C*G	C G GP C*G	C G GP C*G	腓	腓G	SGPI						
01. ECC801	RF DESIGN																	
15. ILO8029	ENVIRONMENTAL MANAGEMENT																	
20. ECLDL08043	SATELLITE COMM. LAB																	
02. ECC802	WIRELESS NETWORKS																	
16. ECL801	RF DESIGN LAB																	
22. ECL803	PROJECT-II																	
05. ECCDL08043	SATELLITE COMMUNICATION																	
17. ECL802	WIRELESS NETWORKS LAB																	

10282721 A J HARAVINDAN JAYASENAN KAMALI																		
70	77	77	74	20	21	22	94											
16	15	16	16	18	21	24	141			P		628						
86	92	93	90	38	42	46	141											
4 0 10	40	4 0 10	40	4 0 10	40	3 0 10	30	1 A 9	9	1 0 10	10	1 0 10	10	6 0 10	60	24	239	9.96
SGPI: SEM-I: 7.93 ; SEM-II: 8.46 ; SEM-III: 8.92 ; SEM-IV: 8.20 ; SEM-V: 7.59 ; SEM-VI: 8.00 ; SEM-VII: 7.65 ; CGPI: 8.32																		
CREDITS: SEM-I: 27 ; SEM-II: 27 ; SEM-III: 26 ; SEM-IV: 25 ; SEM-V: 27 ; SEM-VI: 25 ; SEM-VII: 26																		
MARKS: SEM-I:541/750; SEM-II:556/750; SEM-III:581/725; SEM-IV:521/700; SEM-V:526/750; SEM-VI:528/725; SEM-VII:588/800; TOTAL: 4469/5900 (75.75%)																		

10282722 /AATHIRA GOPINATHAN EK SAJITHA																		
77	77	74	67	21	22	23	87											
16	14	15	17	17	20	23	47			P		617						
93	91	89	84	38	42	46	134											
4 0 10	40	4 0 10	40	4 0 10	40	3 0 10	30	1 A 9	9	1 0 10	10	1 0 10	10	6 0 10	60	24	239	9.96
SGPI: SEM-I: 7.19 ; SEM-II: 7.59 ; SEM-III: 8.96 ; SEM-IV: 9.08 ; SEM-V: 8.00 ; SEM-VI: 7.48 ; SEM-VII: 8.00 ; CGPI: 8.26																		
CREDITS: SEM-I: 27 ; SEM-II: 27 ; SEM-III: 26 ; SEM-IV: 25 ; SEM-V: 27 ; SEM-VI: 25 ; SEM-VII: 26																		
MARKS: SEM-I:496/750; SEM-II:511/750; SEM-III:563/725; SEM-IV:557/700; SEM-V:550/750; SEM-VI:498/725; SEM-VII:584/800; TOTAL: 4376/5900 (74.17%)																		

10282723 AKSHAYPRASAD ARUNKUMAR REKHA																		
70	77	77	74	22	21	23	93											
15	16	18	16	22	23	23	46			P		636						
85	93	95	90	44	44	46	139											
4 0 10	40	4 0 10	40	4 0 10	40	3 0 10	30	1 0 10	10	1 0 10	10	1 0 10	10	6 0 10	60	24	240	10.00
SGPI: SEM-I: 7.63 ; SEM-II: 7.57 ; SEM-III: 8.58 ; SEM-IV: 7.40 ; SEM-V: 7.70 ; SEM-VI: 6.56 ; SEM-VII: 6.92 ; CGPI: 7.78																		
CREDITS: SEM-I: 27 ; SEM-II: 27 ; SEM-III: 26 ; SEM-IV: 25 ; SEM-V: 27 ; SEM-VI: 25 ; SEM-VII: 26																		
MARKS: SEM-I:516/750; SEM-II:526/750; SEM-III:570/725; SEM-IV:475/700; SEM-V:539/750; SEM-VI:455/725; SEM-VII:523/800; TOTAL: 4240/5900 (71.86%)																		

/- FEMALE, #- 0.229, @- 0.5042/0.5043, *- 0.5045, \$- Carried Forward Grade, -- Dyslexia, A/ABS- Absent, F- Fails, P- Passes																		
RR- Reserved, RLE- Reserve for Lower Examination, RPV- Provisional, RCC- 0.5050, ADC- Admission Cancelled																		
G:Grade, GP:Grade Point, C:Credits, 腓:Sum of Credit Points, 腓G:Sum of Product of Credits & Grades																		
SGPI:Semester Grade Performance Index = 腓G/腓, CGPI:Cumulative Grade Performance Index																		
% Marks : 80 and Above 75-79.99 70-74.99 60-69.99 50-59.99 45-49.99 40-44.99 Less Than 40																		
Grade / Gr. Pt. : 0 / 10 A / 9 B / 8 C / 7 D / 6 E / 5 P / 4 F / 0																		



Principal

S.I.E.S. GRADUATE SCHOOL OF TECHNOLOGY
PLOT 100/5, SIR CHANDRASEKHAR DRA SAKSHINATHI VIDYARANJAN
SECTOR-4, MUMBAI, NAVI MUMBAI - 400 708

SEAT NO	NAME	<Course-I> Th(80/32) In(20/08) Total C G GP C*G	<Course-II> Th(80/32) In(20/08) Total C G GP C*G	<Course-III> Th(80/32) In(20/08) Total C G GP C*G	<Course-IV> Th(80/32) In(20/08) Total C G GP C*G	<Course-V> Tw(25/10) Or/Pr(25/10) Total C G GP C*G	<Course-VI> Tw(25/10) Or/Pr(25/10) Total C G GP C*G	<Course-VII> Tw(25/10) Or/Pr(25/10) Total C G GP C*G	<Course-VIII> Tw(100/40) Or/Pr(50/20) Total C G GP C*G	RESULT REMARK	TOTAL MARKS OUT OF 700
01. ECC801	RF DESIGN			02. ECC802	WIRELESS NETWORKS			05. ECCDL08043	SATELLITE COMMUNICATION		
14. ILO8028	DIGITAL BUSINESS MGMT.			16. ECL801	RF DESIGN LAB			17. ECL802	WIRELESS NETWORKS LAB		
20. ECLDL08043	SATELLITE COMM. LAB			22. ECL803	PROJECT-II						

10282718	/SNEHA BRADEEP SHEELA										
67	77	74	80	23	23	22	85				
17	17	12	19	19	22	22	45	P		624	
84	94	86	99	42	45	44	130				
4	0	10	40	4	0	10	40	3	0	10	30
				1	0	10	10	1	0	10	10
				1	0	10	10	1	0	10	10
				6	0	10	60	24	240	10.00	
SGPI: SEM-I: 6.22 ; SEM-II: 6.93 ; SEM-III: 6.50 ; SEM-IV: 5.50 ; SEM-V: 6.41 ; SEM-VI: 6.62 ; SEM-VII: 8.23 ; CGPI: 7.02											
CREDITS: SEM-I: 27 ; SEM-II: 27 ; SEM-III: 26 ; SEM-IV: 25 ; SEM-V: 27 ; SEM-VI: 25 ; SEM-VII: 26											
MARKS: SEM-I: 457/750; SEM-II: 476/750; SEM-III: 432/725; SEM-IV: 366/700; SEM-V: 453/750; SEM-VI: 451/725; SEM-VII: 578/800; TOTAL: 3837/5900 (65.03%)											

10282719	VIGNESH SIVAGNANATHIRUVALLUVAR SUYARANI										
70	74	77	67	16	20	19	72				
10	11	10	15	16	17	18	40	P		552	
80	85	87	82	32	37	37	112				
4	0	10	40	4	0	10	40	3	0	10	30
				1	C	7	7	1	B	8	8
				1	B	8	8	1	B	8	8
				6	B	8	48	24	221	9.21	
SGPI: SEM-I: 5.30 ; SEM-II: 5.74 ; SEM-III: 4.96 ; SEM-IV: 4.75 ; SEM-V: 5.85 ; SEM-VI: 5.08 ; SEM-VII: 5.69 ; CGPI: 5.78											
CREDITS: SEM-I: 27 ; SEM-II: 27 ; SEM-III: 26 ; SEM-IV: 28 ; SEM-V: 27 ; SEM-VI: 25 ; SEM-VII: 26											
MARKS: SEM-I: 391/750; SEM-II: 411/750; SEM-III: 356/725; SEM-IV: 379/800; SEM-V: 414/750; SEM-VI: 366/725; SEM-VII: 445/800; TOTAL: 3314/6000 (55.23%)											

10282720	YADAV SATISH SETHURAJAN SHAKUNTALA										
77	77	74	70	19	19	21	80				
11	13	15	15	18	17	22	42	P		590	
88	90	89	85	37	36	43	122				
4	0	10	40	4	0	10	40	3	0	10	30
				1	B	8	8	1	B	8	8
				1	B	8	8	1	0	10	10
				6	0	10	60	24	236	9.83	
SGPI: SEM-I: 5.28 ; SEM-II: 6.19 ; SEM-III: 6.58 ; SEM-IV: 6.36 ; SEM-V: 7.93 ; SEM-VI: 6.32 ; SEM-VII: 6.69 ; CGPI: 6.86											
CREDITS: SEM-I: 27 ; SEM-II: 27 ; SEM-III: 26 ; SEM-IV: 28 ; SEM-V: 27 ; SEM-VI: 25 ; SEM-VII: 26											
MARKS: SEM-I: 384/750; SEM-II: 443/750; SEM-III: 443/725; SEM-IV: 477/800; SEM-V: 531/750; SEM-VI: 436/725; SEM-VII: 503/800; TOTAL: 3807/6000 (63.45%)											

/- FEMALE, #- 0.229, @- 0.5042/0.5043, *- 0.5045, \$- Carried Forward Grade, -- Dyslexia, A/ABS- Absent, F- Fails, P- Passes											
RR- Reserved, RLE- Reserve for Lower Examination, RPV- Provisional, RCC- 0.5050, ADC- Admission Cancelled											
G:Grade, GP:Grade Point, C:Credits, 腓:Sum of Credit Points, 腓G:Sum of Product of Credits & Grades											
SGPI:Semester Grade Performance Index = 腓G/腓, CGPI:Cumulative Grade Performance Index											
% Marks : 80 and Above 75-79.99 70-74.99 60-69.99 50-59.99 45-49.99 40-44.99 Less Than 40											
Grade / Gr. Pt. : 0 / 10 A / 9 B / 8 C / 7 D / 6 E / 5 P / 4 F / 0											



Principal
S.I.E.S. GRADUATE SCHOOL OF TECHNOLOGY
PLOT 10/DRE, SIR CHANDRAGOKAR ENDRASAPALLEWARY VIDYAPURAM
SECTOR-4, WERUL, NAVE MUMBAI - 400 715.

SEAT_NO	NAME	<Course-I>	<Course-II>	<Course-III>	<Course-IV>	<Course-V>	<Course-VI>	<Course-VII>	<Course-VIII>	RESULT	REMARK	TOTAL MARKS
		Th(80/32)	Th(80/32)	Th(80/32)	Th(80/32)	Tw(25/10)	Tw(25/10)	Tw(25/10)	Tw(100/40)			OUT OF 700
		In(20/08)	In(20/08)	In(20/08)	In(20/08)	Or/Pr(25/10)	Or/Pr(25/10)	Or/Pr(25/10)	Or/Pr(50/20)			
		Total	Total	Total	Total	Total	Total	Total	Total	腩	腩G	SGPI
		C G GP C*G	C G GP C*G	C G GP C*G	C G GP C*G	C G GP C*G	C G GP C*G	C G GP C*G	C G GP C*G			
01. ECC801	RF DESIGN											
15. ILO8029	ENVIRONMENTAL MANAGEMENT											
20. ECLDLO8043	SATELLITE COMM. LAB											
02. ECC802	WIRELESS NETWORKS											
16. ECL801	RF DESIGN LAB											
22. ECL803	PROJECT-II											
05. ECCDLO8043	SATELLITE COMMUNICATION											
17. ECL802	WIRELESS NETWORKS LAB											
10282727 /BANAWAR AISHWARYA NATARAJA MANGALA												
70	70	77	74	20	23	22	87					
18	17	18	18	18	20	23	45			P		620
88	87	95	92	38	43	45	132					
4 0 10	4 0 10	4 0 10	4 0 10	3 0 10	3 0 10	1 A 9 9	1 0 10	1 0 10	1 0 10	6 0 10	60	24 239 9.96
SGPI: SEM-I: 8.11 ; SEM-II: 7.37 ; SEM-III: 8.92 ; SEM-IV: 8.88 ; SEM-V: 9.07 ; SEM-VI: 8.12 ; SEM-VII: 8.46 ; CGPI: 8.59												
CREDITS: SEM-I: 27 ; SEM-II: 27 ; SEM-III: 26 ; SEM-IV: 25 ; SEM-V: 27 ; SEM-VI: 25 ; SEM-VII: 26												
MARKS: SEM-I:541/750; SEM-II:509/750; SEM-III:586/725; SEM-IV:546/700; SEM-V:493/750; SEM-VI:530/725; SEM-VII:596/800; TOTAL: 4421/5900 (74.93%)												
10282728 BIRAJDAR AJIT HANMANT SUNITA												
61	77	70	70	24	20	22	88					
19	15	18	17	17	19	22	43			P		602
80	92	88	87	41	39	44	131					
4 0 10	4 0 10	4 0 10	4 0 10	3 0 10	3 0 10	1 0 10	1 0 10	1 A 9 9	1 0 10	1 0 10	6 0 10	60 24 239 9.96
SGPI: SEM-I: 8.41 ; SEM-II: 9.26 ; SEM-III: 9.65 ; SEM-IV: 9.04 ; SEM-V: 9.11 ; SEM-VI: 8.56 ; SEM-VII: 9.00 ; CGPI: 9.12												
CREDITS: SEM-I: 27 ; SEM-II: 27 ; SEM-III: 26 ; SEM-IV: 25 ; SEM-V: 27 ; SEM-VI: 25 ; SEM-VII: 26												
MARKS: SEM-I:563/750; SEM-II:622/750; SEM-III:610/725; SEM-IV:576/700; SEM-V:621/750; SEM-VI:557/725; SEM-VII:632/800; TOTAL: 4783/5900 (81.07%)												
10282729 BOMBAY MOIZ KUTUBUDDIN AJAB												
67	77	74	70	19	20	22	88					
15	14	14	16	18	20	22	45			P		601
82	91	88	86	37	40	44	133					
4 0 10	4 0 10	4 0 10	4 0 10	3 0 10	3 0 10	1 B 8 8	1 0 10	1 0 10	1 0 10	6 0 10	60	24 238 9.92
SGPI: SEM-I: 5.44 ; SEM-II: 5.98 ; SEM-III: 6.65 ; SEM-IV: 5.48 ; SEM-V: 7.00 ; SEM-VI: 6.32 ; SEM-VII: 7.50 ; CGPI: 6.76												
CREDITS: SEM-I: 27 ; SEM-II: 27 ; SEM-III: 26 ; SEM-IV: 25 ; SEM-V: 27 ; SEM-VI: 25 ; SEM-VII: 26												
MARKS: SEM-I:401/750; SEM-II:427/750; SEM-III:444/725; SEM-IV:372/700; SEM-V:467/750; SEM-VI:440/725; SEM-VII:539/800; TOTAL: 3691/5900 (62.56%)												
/- FEMALE, #- 0.229, @- 0.5042/0.5043, *- 0.5045, \$- Carried Forward Grade, -- Dyslexia, A/ABS- Absent, F- Fails, P- Passes RR- Reserved, RLE- Reserve for Lower Examination, RPV- Provisional, RCC- 0.5050, ADC- Admission Cancelled G:Grade, GP:Grade Point, C:Credits, 腩:Sum of Credit Points, 腩G:Sum of Product of Credits & Grades SGPI:Semester Grade Performance Index = 腩G/腩, CGPI:Cumulative Grade Performance Index % Marks : 80 and Above 75-79.99 70-74.99 60-69.99 50-59.99 45-49.99 40-44.99 Less Than 40 Grade / Gr. Pt. : 0 / 10 A / 9 B / 8 C / 7 D / 6 E / 5 P / 4 F / 0												



SEAT_NO	NAME	<Course-I> Th(80/32) In(20/08) Total C G GP C*G	<Course-II> Th(80/32) In(20/08) Total C G GP C*G	<Course-III> Th(80/32) In(20/08) Total C G GP C*G	<Course-IV> Th(80/32) In(20/08) Total C G GP C*G	<Course-V> Tw(25/10) Or/Pr(25/10) Total C G GP C*G	<Course-VI> Tw(25/10) Or/Pr(25/10) Total C G GP C*G	<Course-VII> Tw(25/10) Or/Pr(25/10) Total C G GP C*G	<Course-VIII> Tw(100/40) Or/Pr(50/20) Total C G GP C*G	RESULT	REMARK	TOTAL MARKS OUT OF 700																		
01. ECC801	RF DESIGN																													
15. ILO8029	ENVIRONMENTAL MANAGEMENT																													
20. ECLDLO8043	SATELLITE COMM. LAB																													
02. ECC802	WIRELESS NETWORKS																													
16. ECL801	RF DESIGN LAB																													
22. ECL803	PROJECT-II																													
05. ECCDLO8043	SATELLITE COMMUNICATION																													
17. ECL802	WIRELESS NETWORKS LAB																													

10282724 /AMBEKAR APURVA ASHOK NITA																														
77	77	77	70	19	20	21	85																							
16	17	14	20	18	19	22	44			P		616																		
93	94	91	90	37	39	43	129																							
4	0	10	40	4	0	10	40	3	0	10	30	1	B	8	8	1	A	9	9	1	0	10	10	6	0	10	60	24	237	9.88
SGPI: SEM-I: 7.44 ; SEM-II: 7.59 ; SEM-III: 8.19 ; SEM-IV: 7.60 ; SEM-V: 8.41 ; SEM-VI: 8.08 ; SEM-VII: 8.35 ; CGPI: 8.17																														
CREDITS: SEM-I: 27 ; SEM-II: 27 ; SEM-III: 26 ; SEM-IV: 25 ; SEM-V: 27 ; SEM-VI: 25 ; SEM-VII: 26																														
MARKS: SEM-I:514/750; SEM-II:512/750; SEM-III:534/725; SEM-IV:482/700; SEM-V:560/750; SEM-VI:526/725; SEM-VII:589/800; TOTAL: 4333/5900 (73.44%)																														

10282725 /ANSARI SAFINA ZAKIR HUSAIN HABIBUN NISA																														
80	77	77	77	24	23	23	87																							
17	19	20	19	22	21	23	47			P		656																		
97	96	97	96	46	44	46	134																							
4	0	10	40	4	0	10	40	3	0	10	30	1	0	10	10	1	0	10	10	1	0	10	10	6	0	10	60	24	240	10.00
SGPI: SEM-I: 8.04 ; SEM-II: 9.30 ; SEM-III: 9.69 ; SEM-IV: 9.52 ; SEM-V:10.00 ; SEM-VI: 8.32 ; SEM-VII: 8.73 ; CGPI: 9.19																														
CREDITS: SEM-I: 27 ; SEM-II: 27 ; SEM-III: 26 ; SEM-IV: 25 ; SEM-V: 27 ; SEM-VI: 25 ; SEM-VII: 26																														
MARKS: SEM-I:566/750; SEM-II:610/750; SEM-III:631/725; SEM-IV:578/700; SEM-V:660/750; SEM-VI:549/725; SEM-VII:631/800; TOTAL: 4881/5900 (82.73%)																														

10282726 /AWATE ANKITA ANAND ARCHANA																														
74	77	74	74	17	20	21	84																							
16	15	16	20	17	18	21	44			P		608																		
90	92	90	94	34	38	42	128																							
4	0	10	40	4	0	10	40	3	0	10	30	1	C	7	7	1	A	9	9	1	0	10	10	6	0	10	60	24	236	9.83
SGPI: SEM-I: 6.07 ; SEM-II: 6.91 ; SEM-III: 7.19 ; SEM-IV: 6.56 ; SEM-V: 6.74 ; SEM-VI: 6.68 ; SEM-VII: 7.58 ; CGPI: 7.17																														
CREDITS: SEM-I: 27 ; SEM-II: 27 ; SEM-III: 26 ; SEM-IV: 25 ; SEM-V: 27 ; SEM-VI: 25 ; SEM-VII: 26																														
MARKS: SEM-I:437/750; SEM-II:464/750; SEM-III:481/725; SEM-IV:413/700; SEM-V:477/750; SEM-VI:447/725; SEM-VII:561/800; TOTAL: 3888/5900 (65.90%)																														

/- FEMALE, #- 0.229, @- 0.5042/0.5043, *- 0.5045, \$- Carried Forward Grade, -- Dyslexia, A/ABS- Absent, F- Fails, P- Passes																														
RR- Reserved, RLE- Reserve for Lower Examination, RPV- Provisional, RCC- 0.5050, ADC- Admission Cancelled																														
G:Grade, GP:Grade Point, C:Credits, 腓腓:Sum of Credit Points, 腓腓G:Sum of Product of Credits & Grades																														
SGPI:Semester Grade Performance Index = 腓腓G/腓腓, CGPI:Cumulative Grade Performance Index																														
% Marks : 80 and Above 75-79.99 70-74.99 60-69.99 50-59.99 45-49.99 40-44.99 Less Than 40																														
Grade / Gr. Pt. : O / 10 A / 9 B / 8 C / 7 D / 6 E / 5 F / 4																														



Principal

S.I.E.S. GRADUATE SCHOOL OF TECHNOLOGY

PLOT 10/A, SIR CHANDRASHEKHAR APENDRA BAPASWATHY VIDYAPURAM
SECTOR-4, MERUL NANI MUMBAI - 400 705.

OFFICE REGISTER FOR THE B.E. (ELECTRONICS AND TELECOMMUNICATION ENGINEERING) (SEM VIII) (CHOICE BASED) EXAMINATION HELD IN OCTOBER 2020
COLLEGE/CENTRE NAME:690:SIES RESULT DATE :- NOVEMBER 24, 2020

SEAT NO	NAME	<Course-I>	<Course-II>	<Course-III>	<Course-IV>	<Course-V>	<Course-VI>	<Course-VII>	<Course-VIII>	RESULT	REMARK	TOTAL MARKS
		Th(80/32)	Th(80/32)	Th(80/32)	Th(80/32)	Tw(25/10)	Tw(25/10)	Tw(25/10)	Tw(100/40)			OUT OF 700
		In(20/08)	In(20/08)	In(20/08)	In(20/08)	Or/Pr(25/10)	Or/Pr(25/10)	Or/Pr(25/10)	Or/Pr(50/20)			
		Total	Total	Total	Total	Total	Total	Total	Total	排	排G	SGPI
		C G GP C*G	C G GP C*G	C G GP C*G	C G GP C*G	C G GP C*G	C G GP C*G	C G GP C*G	C G GP C*G			
01. ECC801	RF DESIGN											
15. ILO8029	ENVIRONMENTAL MANAGEMENT											
20. ECLDLO8043	SATELLITE COMM. LAB											
02. ECC802	WIRELESS NETWORKS											
16. ECL801	RF DESIGN LAB											
22. ECL803	PROJECT-II											
05. ECCDLO8043	SATELLITE COMMUNICATION											
17. ECL802	WIRELESS NETWORKS LAB											
10282733 /ERRUMSETTY BHAVYA PRIYA PADMA												
67	77	74	77	19	23	19	72					
14	14	9	16	20	21	21	41			P		584
81	91	83	93	39	44	40	113					
4 0 10 40	4 0 10 40	4 0 10 40	3 0 10 30	1 A 9 9	1 0 10 10	1 0 10 10	6 A 9 54			24 233		9.71
SGPI: SEM-I: 5.72 ; SEM-II: 5.54 ; SEM-III: 5.04 ; SEM-IV: 5.64 ; SEM-V: 5.89 ; SEM-VI: 5.89 ; SEM-VII: 7.12 ; CGPI: 6.27												
CREDITS: SEM-I: 27 ; SEM-II: 27 ; SEM-III: 26 ; SEM-IV: 28 ; SEM-V: 27 ; SEM-VI: 28 ; SEM-VII: 26												
MARKS: SEM-I:412/750; SEM-II:392/750; SEM-III:374/725; SEM-IV:426/800; SEM-V:589/775; SEM-VI:438/800; SEM-VII:531/800; TOTAL: 3746/6100 (61.41%)												
10282734 /GAYATHRI SUDALAI MANI RAMALEKSHMI												
74	77	74	70	20	21	22	86					
16	16	14	16	22	19	22	44			P		613
90	93	88	86	42	40	44	130					
4 0 10 40	4 0 10 40	4 0 10 40	3 0 10 30	1 0 10 10	1 0 10 10	1 0 10 10	6 0 10 60			24 240		10.00
SGPI: SEM-I: 6.20 ; SEM-II: 6.46 ; SEM-III: 6.62 ; SEM-IV: 6.08 ; SEM-V: 6.04 ; SEM-VI: 6.20 ; SEM-VII: 7.46 ; CGPI: 6.85												
CREDITS: SEM-I: 27 ; SEM-II: 27 ; SEM-III: 26 ; SEM-IV: 25 ; SEM-V: 27 ; SEM-VI: 25 ; SEM-VII: 26												
MARKS: SEM-I:443/750; SEM-II:444/750; SEM-III:448/725; SEM-IV:391/700; SEM-V:439/750; SEM-VI:430/725; SEM-VII:543/800; TOTAL: 3751/5900 (63.58%)												
10282735 /GOWDA JNANAVI RAVINDRA RENUKA												
74	77	74	70	19	22	22	86					
14	17	19	18	19	22	22	44			P		619
88	94	93	88	38	44	44	130					
4 0 10 40	4 0 10 40	4 0 10 40	3 0 10 30	1 A 9 9	1 0 10 10	1 0 10 10	6 0 10 60			24 239		9.96
SGPI: SEM-I: 8.48 ; SEM-II: 8.30 ; SEM-III: 8.38 ; SEM-IV: 6.96 ; SEM-V: 7.67 ; SEM-VI: 7.32 ; SEM-VII: 7.58 ; CGPI: 8.07												
CREDITS: SEM-I: 27 ; SEM-II: 27 ; SEM-III: 26 ; SEM-IV: 25 ; SEM-V: 27 ; SEM-VI: 25 ; SEM-VII: 26												
MARKS: SEM-I:566/750; SEM-II:526/750; SEM-III:554/725; SEM-IV:466/700; SEM-V:515/750; SEM-VI:488/725; SEM-VII:568/800; TOTAL: 4302/5900 (72.92%)												
/- FEMALE, #- 0.229, @- 0.5042/0.5043, *- 0.5045, \$- Carried Forward Grade, -- Dyslexia, A/ABS- Absent, F- Fails, P- Passes												
RR- Reserved, RLE- Reserve for Lower Examination, RPV- Provisional, RCC- 0.5050, ADC- Admission Cancelled												
G:Grade, GP:Grade Point, C:Credits, 排:Sum of Credit Points, 排G:Sum of Product of Credits & Grades												
SGPI:Semester Grade Performance Index = 排G/排, CGPI:Cumulative Grade Performance Index												
% Marks : 80 and Above 75-79.99 70-74.99 60-69.99 50-59.99 45-49.99 40-44.99 Less Than 40												
Grade / Gr. Pt. : 0 / 10 A / 9 B / 8 C / 7 D / 6 E / 5 P / 4 F / 0												



Principal
S.I.E.S. GRADUATE SCHOOL OF TECHNOLOGY
PLOT 1G/D/E, SIR CHANDRASEKHAR S. BAWATHY VIDYAPURAM
SECTOR-4, NEERUL, NAWI MUMBAI - 400 716.

SEAT_NO	NAME	<Course-I> Th(80/32) In(20/08) Total C G GP C*G	<Course-II> Th(80/32) In(20/08) Total C G GP C*G	<Course-III> Th(80/32) In(20/08) Total C G GP C*G	<Course-IV> Th(80/32) In(20/08) Total C G GP C*G	<Course-V> Tw(25/10) Or/Pr(25/10) Total C G GP C*G	<Course-VI> Tw(25/10) Or/Pr(25/10) Total C G GP C*G	<Course-VII> Tw(25/10) Or/Pr(25/10) Total C G GP C*G	<Course-VIII> Tw(100/40) Or/Pr(50/20) Total C G GP C*G	RESULT	REMARK	TOTAL MARKS OUT OF 700					
01.	ECC801																
15.	ILO8029																
20.	ECLDLO8043																
02.	ECC802																
16.	ECL801																
22.	ECL803																
05.	ECCDLO8043																
17.	ECL802																
10282730 /CHELLAPPAN MAHALAKSHMI KARPAGAM																	
67	74	80	74	18	20	21	81										
19	15	16	16	22	18	21	43			P		605					
86	89	96	90	40	38	42	124										
4 0 10	40	4 0 10	40	4 0 10	40	3 0 10	30	1 0 10	10	1 A 9	9	1 0 10	10	6 0 10	60	24 239	9.96
SGPI: SEM-I: 8.44 ; SEM-II: 7.30 ; SEM-III: 8.88 ; SEM-IV: 9.20 ; SEM-V: 9.19 ; SEM-VI: 8.00 ; SEM-VII: 8.54 ; CGPI: 8.67																	
CREDITS: SEM-I: 27 ; SEM-II: 27 ; SEM-III: 26 ; SEM-IV: 25 ; SEM-V: 27 ; SEM-VI: 25 ; SEM-VII: 26																	
MARKS: SEM-I:571/750; SEM-II:500/750; SEM-III:574/725; SEM-IV:569/700; SEM-V:601/750; SEM-VI:533/725; SEM-VII:616/800; TOTAL: 4569/5900 (77.44%)																	
10282731 /DALVI MRUNALI CHINTAMAN VAISHALI																	
74	70	77	74	19	22	21	85										
15	15	16	18	22	20	22	46			P		616					
89	85	93	92	41	42	43	131										
4 0 10	40	4 0 10	40	4 0 10	40	3 0 10	30	1 0 10	10	1 0 10	10	1 0 10	10	6 0 10	60	24 240	10.00
SGPI: SEM-I: 7.30 ; SEM-II: 7.44 ; SEM-III: 7.08 ; SEM-IV: 6.92 ; SEM-V: 8.07 ; SEM-VI: 7.68 ; SEM-VII: 7.65 ; CGPI: 7.75																	
CREDITS: SEM-I: 27 ; SEM-II: 27 ; SEM-III: 26 ; SEM-IV: 25 ; SEM-V: 27 ; SEM-VI: 25 ; SEM-VII: 26																	
MARKS: SEM-I:506/750; SEM-II:507/750; SEM-III:489/725; SEM-IV:449/700; SEM-V:546/750; SEM-VI:501/725; SEM-VII:568/800; TOTAL: 4182/5900 (70.88%)																	
10282732 DESAI ROHIT UDAY SHOBHANA																	
64	77	70	74	20	22	20	80										
13	16	15	15	17	21	20	42			P	RLE	586					
77	93	85	89	37	43	40	122										
4 A 9	36	4 0 10	40	4 0 10	40	3 0 10	30	1 B 8	8	1 0 10	10	1 0 10	10	6 0 10	60	24 234	9.75
(DIPLOMA STUDENT)																	
SGPI: SEM-III: 5.00 ; SEM-IV: 4.93 ; SEM-V: 6.07 ; SEM-VI: 5.96 ; SEM-VII: -- ; CGPI: --																	
CREDITS: SEM-III: 26 ; SEM-IV: 28 ; SEM-V: 27 ; SEM-VI: 25 ; SEM-VII: --																	
MARKS: SEM-III:371/725; SEM-IV:389/800; SEM-V:522/750; SEM-VI:390/725; SEM-VII:-- ; TOTAL: --																	
/- FEMALE, #- 0.229, @- 0.5042/0.5043, *- 0.5045, \$- Carried Forward Grade, ~- Dyslexia, A/ABS- Absent, F- Fails, P- Passes																	
RR- Reserved, RLE- Reserve for Lower Examination, RPV- Provisional, RCC- 0.5050, ADC- Admission Cancelled																	
G:Grade, GP:Grade Point, C:Credits, 勝:Sum of Credit Points, 勝G:Sum of Product of Credits & Grades																	
SGPI:Semester Grade Performance Index = 勝G/勝, CGPI:Cumulative Grade Performance Index																	
§ Marks : 80 and Above 75-79.99 70-74.99 60-69.99 50-59.99 45-49.99 40-44.99 Less Than 40																	
Grade / Gr. Pt. : O / 10 A / 9 B / 8 C / 7 D / 6 E / 5 P / 4 F / 0																	

Principal
S.I.E.S. GRADUATE SCHOOL OF TECHNOLOGY
PLOT 1C/D/5, SIR CHANDRASHEKHAR SARASWATHY VIDYAPURAM
SECTOR-V, SARUL NAMI MUMBAI - 400 706.

SEAT_NO	NAME	<Course-I>	<Course-II>	<Course-III>	<Course-IV>	<Course-V>	<Course-VI>	<Course-VII>	<Course-VIII>	RESULT	REMARK	TOTAL MARKS
		Th(80/32)	Th(80/32)	Th(80/32)	Th(80/32)	Tw(25/10)	Tw(25/10)	Tw(25/10)	Tw(100/40)			OUT OF 700
		In(20/08)	In(20/08)	In(20/08)	In(20/08)	Or/Pr(25/10)	Or/Pr(25/10)	Or/Pr(25/10)	Or/Pr(50/20)			
		Total	Total	Total	Total	Total	Total	Total	Total	ष	षG	SGPI
		C G GP C*G	C G GP C*G	C G GP C*G	C G GP C*G	C G GP C*G	C G GP C*G	C G GP C*G	C G GP C*G			

01. ECC801	RF DESIGN											
15. ILO8029	ENVIRONMENTAL MANAGEMENT											
20. ECLDLO8043	SATELLITE COMM. LAB											
02. ECC802	WIRELESS NETWORKS											
16. ECL801	RF DESIGN LAB											
22. ECL803	PROJECT-II											
05. ECCDLO8043	SATELLITE COMMUNICATION											
17. ECL802	WIRELESS NETWORKS LAB											

10282739 HARIKRISHNAN SREEKUMAR RAJI

70	77	74	77	17	20	19	79					
8	14	9	12	18	20	18	41			P	RLE	573
78	91	83	89	35	40	37	120					
4 A 9 36	4 O 10 40	4 O 10 40	3 O 10 30	1 B 8 8	1 O 10 10	1 B 8 8	6 O 10 60			24	232	9.67

(DIPLOMA STUDENT)

SGPI: SEM-III: 4.81 ; SEM-IV: 4.75 ; SEM-V: -- ; SEM-VI: -- ; SEM-VII: 7.42 ; CGPI: --
 CREDITS: SEM-III: 26 ; SEM-IV: 28 ; SEM-V: -- ; SEM-VI: -- ; SEM-VII: 26
 MARKS: SEM-III:353/725; SEM-IV:388/800; SEM-V: -- ; SEM-VI: -- ; SEM-VII:537/800; TOTAL: --

10282740 /ITAGI SAKSHI KRISHNAMURTI POOJA

70	77	77	74	24	23	23	85					
17	19	17	19	22	21	21	47			P		636
87	96	94	93	46	44	44	132					
4 O 10 40	4 O 10 40	4 O 10 40	3 O 10 30	1 O 10 10	1 O 10 10	1 O 10 10	6 O 10 60			24	240	10.00

SGPI: SEM-I: 6.37 ; SEM-II: 6.54 ; SEM-III: 5.42 ; SEM-IV: 6.84 ; SEM-V: 8.07 ; SEM-VI: 7.56 ; SEM-VII: 7.69 ; CGPI: 7.28
 CREDITS: SEM-I: 27 ; SEM-II: 27 ; SEM-III: 26 ; SEM-IV: 25 ; SEM-V: 27 ; SEM-VI: 25 ; SEM-VII: 26
 MARKS: SEM-I:442/750; SEM-II:452/750; SEM-III:376/725; SEM-IV:435/700; SEM-V:561/750; SEM-VI:504/725; SEM-VII:577/800; TOTAL: 3983/5900 (67.51%)

10282741 IYENGAR ANURAAG SHESHADRI REKHA SHESHADRI

70	77	74	70	23	22	23	93					
20	14	17	17	23	21	23	46			P		633
90	91	91	87	46	43	46	139					
4 O 10 40	4 O 10 40	4 O 10 40	3 O 10 30	1 O 10 10	1 O 10 10	1 O 10 10	6 O 10 60			24	240	10.00

SGPI: SEM-I: 7.33 ; SEM-II: 6.81 ; SEM-III: 8.27 ; SEM-IV: 7.46 ; SEM-V: 8.81 ; SEM-VI: 8.02 ; SEM-VII: 7.27 ; CGPI: 7.97
 CREDITS: SEM-I: 27 ; SEM-II: 27 ; SEM-III: 26 ; SEM-IV: 25 ; SEM-V: 27 ; SEM-VI: 25 ; SEM-VII: 26
 MARKS: SEM-I:496/750; SEM-II:474/750; SEM-III:542/725; SEM-IV:473/700; SEM-V:586/750; SEM-VI:519/725; SEM-VII:550/800; TOTAL: 4273/5900 (72.42%)

/- FEMALE, #- 0.229, @- 0.5042/0.5043, *- 0.5045, \$- Carried Forward Grade, -- Dyslexia, A/ABS- Absent, F- Fails, P- Passes
 RR- Reserved, RLE- Reserve for Lower Examination, RPV- Provisional, RCC- O.5050, ADC- Admission Cancelled
 G:Grade, GP:Grade Point, C:Credits, ष:Sum of Credit Points, षG:Sum of Product of Credits & Grades
 SGPI:Semester Grade Performance Index = षG/ष, CGPI:Cumulative Grade Performance Index
 % Marks : 80 and Above 75-79.99 70-74.99 60-69.99 50-59.99 45-49.99 40-44.99 Less Than 40
 Grade / Gr. Pt. : O / 10 A / 9 B / 8 C / 7 D / 6 E / 5 P / 4 F / 0

Principal
 S.I.E.S. GRADUATE SCHOOL OF TECHNOLOGY
 PLOT 1G/15, SIR CHANDRASEKHAR SARASWATI VIDYAPURAM
 SECTOR-V, BELUL, NAVI MUMBAI - 400 706.

SEAT_NO	NAME	<Course-I> Th(80/32) In(20/08) Total C G GP C*G	<Course-II> Th(80/32) In(20/08) Total C G GP C*G	<Course-III> Th(80/32) In(20/08) Total C G GP C*G	<Course-IV> Th(80/32) In(20/08) Total C G GP C*G	<Course-V> Tw(25/10) Or/Pr(25/10) Total C G GP C*G	<Course-VI> Tw(25/10) Or/Pr(25/10) Total C G GP C*G	<Course-VII> Tw(25/10) Or/Pr(25/10) Total C G GP C*G	<Course-VIII> Tw(100/40) Or/Pr(50/20) Total C G GP C*G	RESULT	REMARK	TOTAL MARKS OUT OF 700																						
01. ECC801	RF DESIGN																																	
15. ILO8029	ENVIRONMENTAL MANAGEMENT																																	
20. ECLDLO8043	SATELLITE COMM. LAB																																	
02. ECC802	WIRELESS NETWORKS																																	
16. ECL801	RF DESIGN LAB																																	
22. ECL803	PROJECT-II																																	
05. ECCDLO8043	SATELLITE COMMUNICATION																																	
17. ECL802	WIRELESS NETWORKS LAB																																	
10282736 /GOWDA MANUSHRI MANJUNATH PUSHPA																																		
77	74	74	70	20	20	21	86																											
18	17	14	17	18	19	21	44			P		610																						
95	91	88	87	38	39	42	130																											
4	0	10	40	4	0	10	40	3	0	10	30	1	A	9	9	1	A	9	9	1	0	10	10	6	0	10	60	24	238	9.92				
SGPI: SEM-I: 7.09 ; SEM-II: 7.39 ; SEM-III: 8.77 ; SEM-IV: 7.08 ; SEM-V: 7.22 ; SEM-VI: 6.56 ; SEM-VII: 7.96 ; CGPI: 7.73 @0.02																																		
CREDITS: SEM-I: 27 ; SEM-II: 27 ; SEM-III: 26 ; SEM-IV: 25 ; SEM-V: 27 ; SEM-VI: 25 ; SEM-VII: 26																																		
MARKS: SEM-I:481/750; SEM-II:493/750; SEM-III:563/725; SEM-IV:466/700; SEM-V:492/750; SEM-VI:449/725; SEM-VII:598/800; TOTAL: 4152/5900 (70.37%)																																		
10282737 /GUPTA SAKSHI SUBODH SWAPNA																																		
70	77	74	70	17	20	22	87																											
17	16	16	20	19	20	22	45			P		612																						
87	93	90	90	36	40	44	132																											
4	0	10	40	4	0	10	40	3	0	10	30	1	B	8	8	1	0	10	10	1	0	10	10	6	0	10	60	24	238	9.92				
SGPI: SEM-I: 5.70 ; SEM-II: 5.63 ; SEM-III: 5.23 ; SEM-IV: 5.80 ; SEM-V: 6.19 ; SEM-VI: 6.76 ; SEM-VII: 7.35 ; CGPI: 6.53																																		
CREDITS: SEM-I: 27 ; SEM-II: 27 ; SEM-III: 26 ; SEM-IV: 25 ; SEM-V: 27 ; SEM-VI: 25 ; SEM-VII: 26																																		
MARKS: SEM-I:428/750; SEM-II:397/750; SEM-III:385/725; SEM-IV:397/700; SEM-V:439/750; SEM-VI:455/725; SEM-VII:551/800; TOTAL: 3664/5900 (62.10%)																																		
10282738 HADKAR KUNAL NITIN NIRMITY																																		
61	77	70	70	18	21	22	84																											
14	13	14	15	19	21	22	41			P	RLE	582																						
75	90	84	85	37	42	44	125																											
4	A	9	36	4	0	10	40	4	0	10	40	3	0	10	30	1	B	8	8	1	0	10	10	1	0	10	10	6	0	10	60	24	234	9.75
(DIPLOMA STUDENT)																																		
SGPI: SEM-III: 5.31 ; SEM-IV: 5.18 ; SEM-V: -- ; SEM-VI: -- ; SEM-VII: 6.73 ; CGPI: --																																		
CREDITS: SEM-III: 26 ; SEM-IV: 28 ; SEM-V: -- ; SEM-VI: -- ; SEM-VII: 26																																		
MARKS: SEM-III:379/725; SEM-IV:413/800; SEM-V: -- ; SEM-VI: -- ; SEM-VII:501/800; TOTAL: --																																		
/- FEMALE, #- 0.229, #- 0.5042/0.5043, *- 0.5045, \$- Carried Forward Grade, -- Dyslexia, A/ABS- Absent, F- Fails, P- Passes																																		
RR- Reserved, RLE- Reserve for Lower Examination, RPV- Provisional, RCC- 0.5050, ADC- Admission Cancelled																																		
G:Grade, GP:Grade Point, C:Credits, 腓:Sum of Credit Points, 腓G:Sum of Product of Credits & Grades																																		
SGPI:Semester Grade Performance Index = 腓G/腓, CGPI:Cumulative Grade Performance Index																																		
% Marks : 80 and Above 75-79.99 70-74.99 60-69.99 50-59.99 45-49.99 40-44.99 Less Than 40																																		
Grade / Gr. Pt. : 0 / 10 A / 9 B / 8 C / 7 D / 6 E / 5 P / 4 F / 0																																		


Principal

S.I.E.S. GRADUATE SCHOOL OF TECHNOLOGY
PLOT 10/D/E, SIR CHAUDRASEKHARNDRA SARASWATHY VIDYAPURAM
SECTOR-4, NEERUL, NAVI MUMBAI - 409 705.

SEAT NO	NAME	<Course-I> Th(80/32) In(20/08) Total C G GP C*G	<Course-II> Th(80/32) In(20/08) Total C G GP C*G	<Course-III> Th(80/32) In(20/08) Total C G GP C*G	<Course-IV> Th(80/32) In(20/08) Total C G GP C*G	< Course-V > Tw(25/10) Or/Pr(25/10) Total C G GP C*G	<Course-VI > Tw(25/10) Or/Pr(25/10) Total C G GP C*G	<Course-VII> Tw(25/10) Or/Pr(25/10) Total C G GP C*G	<Course-VIII> Tw(100/40) Or/Pr(50/20) Total C G GP C*G	RESULT REMARK	TOTAL MARKS OUT OF 700
01. ECC801	RF DESIGN										
15. ILO8029	ENVIRONMENTAL MANAGEMENT										
20. ECLDLO8043	SATELLITE COMM. LAB										
02. ECC802	WIRELESS NETWORKS										
16. ECL801	RF DESIGN LAB										
22. ECL803	PROJECT-II										
05. ECCDL08043	SATELLITE COMMUNICATION										
17. ECL802	WIRELESS NETWORKS LAB										
10282745	JHA KRISHNANAND SUSHIL PUSHPA										
70	77	74	70	20	21	20	93				
16	18	17	17	17	21	21	46		P		618
86	95	91	87	37	42	41	139				
4 0 10 40	4 0 10 40	4 0 10 40	3 0 10 30	1 B 8 8	1 0 10 10	1 0 10 10	6 0 10 60		24 238	9.92	
SGPI: SEM-I: 7.02 ; SEM-II: 7.52 ; SEM-III: 7.88 ; SEM-IV: 7.36 ; SEM-V: 7.56 ; SEM-VI: 6.96 ; SEM-VII: 7.58 ; CGPI: 7.70 @0.05 CREDITS: SEM-I: 27 ; SEM-II: 27 ; SEM-III: 26 ; SEM-IV: 25 ; SEM-V: 27 ; SEM-VI: 25 ; SEM-VII: 26 MARKS: SEM-I:489/750; SEM-II:510/750; SEM-III:518/725; SEM-IV:464/700; SEM-V:521/750; SEM-VI:468/725; SEM-VII:553/800; TOTAL: 4141/5900 (70.19%)											
10282746	KALATHIL DILNA DINESAN SHYLAJA										
67	77	74	70	21	21	22	86				
17	15	20	16	19	19	21	44		P		609
84	92	94	86	40	40	43	130				
4 0 10 40	4 0 10 40	4 0 10 40	3 0 10 30	1 0 10 10	1 0 10 10	1 0 10 10	6 0 10 60		24 240	10.00	
SGPI: SEM-I: 6.70 ; SEM-II: 7.17 ; SEM-III: 7.38 ; SEM-IV: 5.68 ; SEM-V: 6.37 ; SEM-VI: 7.48 ; SEM-VII: 8.31 ; CGPI: 7.36 CREDITS: SEM-I: 27 ; SEM-II: 27 ; SEM-III: 26 ; SEM-IV: 25 ; SEM-V: 27 ; SEM-VI: 25 ; SEM-VII: 26 MARKS: SEM-I:464/750; SEM-II:487/750; SEM-III:493/725; SEM-IV:392/700; SEM-V:454/750; SEM-VI:490/725; SEM-VII:582/800; TOTAL: 3971/5900 (67.31%)											
10282747	KHAN AAMIR NASEEM HEENA										
70	77	74	74	20	21	23	86				
16	19	19	18	16	20	23	47		P		623
86	96	93	92	36	41	46	133				
4 0 10 40	4 0 10 40	4 0 10 40	3 0 10 30	1 B 8 8	1 0 10 10	1 0 10 10	6 0 10 60		24 238	9.92	
SGPI: SEM-I: 7.30 ; SEM-II: 8.67 ; SEM-III: 9.00 ; SEM-IV: 7.40 ; SEM-V: 8.67 ; SEM-VI: 7.24 ; SEM-VII: 8.42 ; CGPI: 8.32 CREDITS: SEM-I: 27 ; SEM-II: 27 ; SEM-III: 26 ; SEM-IV: 25 ; SEM-V: 27 ; SEM-VI: 25 ; SEM-VII: 26 MARKS: SEM-I:507/750; SEM-II:588/750; SEM-III:607/725; SEM-IV:475/700; SEM-V:564/750; SEM-VI:487/725; SEM-VII:610/800; TOTAL: 4461/5900 (75.61%)											
/- FEMALE, #- 0.229, @- 0.5042/0.5043, *- 0.5045, \$- Carried Forward Grade, -- Dyslexia, A/ABS- Absent, F- Fails, P- Passes RR- Reserved, RLE- Reserve for Lower Examination, RPV- Provisional, RCC- 0.5050, ADC- Admission Cancelled G:Grade, GP:Grade Point, C:Credits, 腓腓:Sum of Credit Points, 腓腓G:Sum of Product of Credits & Grades SGPI:Semester Grade Performance Index = 腓腓G/腓腓, CGPI:Cumulative Grade Performance Index % Marks : 80 and Above 75-79.99 70-74.99 60-69.99 50-59.99 45-49.99 40-44.99 Less Than 40 Grade / Gr. Pt. : O / 10 A / 9 B / 8 C / 7 D / 6 E / 5 P / 4 F / 0											

Principal
SIES Graduate School of Technology
Plot 101/B, 5th Cross, Chakan, Saraswati Vidyapeetham
Sector-9, Mira, Navi Mumbai - 401 705

SEAT NO	NAME	<Course-I>	<Course-II>	<Course-III>	<Course-IV>	<Course-V>	<Course-VI>	<Course-VII>	<Course-VIII>	RESULT	REMARK	TOTAL MARKS
		Th(80/32)	Th(80/32)	Th(80/32)	Tw(25/10)	Tw(25/10)	Tw(25/10)	Tw(25/10)	Tw(100/40)			OUT OF 700
		In(20/08)	In(20/08)	In(20/08)	Or/Pr(25/10)	Or/Pr(25/10)	Or/Pr(25/10)	Or/Pr(25/10)	Or/Pr(50/20)			
		Total	Total	Total	Total	Total	Total	Total	Total			
		C G GP C*G	C G GP C*G	C G GP C*G	C G GP C*G	C G GP C*G	C G GP C*G	C G GP C*G	C G GP C*G	腓	腓G	SGPI
01. ECC801	RF DESIGN			02. ECC802	WIRELESS NETWORKS			05. ECCDLO8043	SATELLITE COMMUNICATION			
15. ILO8029	ENVIRONMENTAL MANAGEMENT			16. ECL801	RF DESIGN LAB			17. ECL802	WIRELESS NETWORKS LAB			
20. ECLDLO8043	SATELLITE COMM. LAB			22. ECL803	PROJECT-II							
10282742	IYER SAHIL SWAMINATHAN SUBHALAKSHMI											
		70	70	70	70	16	20	21	87			
		15	15	17	17	18	21	21	44		P	592
		85	85	87	87	34	41	42	131			
		4 0 10 40	4 0 10 40	4 0 10 40	3 0 10 30	1 C 7 7	1 0 10 10	1 0 10 10	6 0 10 60			24 237 9.88
		SGPI: SEM-I: 6.85 ; SEM-II: 8.28 ; SEM-III: 7.58 ; SEM-IV: 7.00 ; SEM-V: 6.44 ; SEM-VI: 5.88 ; SEM-VII: 7.04 ; CGPI: 7.35										
		CREDITS: SEM-I: 27 ; SEM-II: 27 ; SEM-III: 26 ; SEM-IV: 25 ; SEM-V: 27 ; SEM-VI: 25 ; SEM-VII: 26										
		MARKS: SEM-I:474/750; SEM-II:547/750; SEM-III:502/725; SEM-IV:392/700; SEM-V:443/750; SEM-VI:408/725; SEM-VII:529/800; TOTAL: 3887/5900 (65.88%)										
10282743	IYER VIGNESH RAMESHKUMAR VIDYA RAMESH											
		70	77	74	74	23	20	23	88			
		18	15	17	15	20	22	23	44		P	623
		88	92	91	89	43	42	46	132			
		4 0 10 40	4 0 10 40	4 0 10 40	3 0 10 30	1 0 10 10	1 0 10 10	1 0 10 10	6 0 10 60			24 240 10.00
		SGPI: SEM-I: 8.19 ; SEM-II: 8.52 ; SEM-III: 8.85 ; SEM-IV: 7.62 ; SEM-V: 8.15 ; SEM-VI: 7.90 ; SEM-VII: 8.19 ; CGPI: 8.42										
		CREDITS: SEM-I: 27 ; SEM-II: 27 ; SEM-III: 26 ; SEM-IV: 25 ; SEM-V: 27 ; SEM-VI: 25 ; SEM-VII: 26										
		MARKS: SEM-I:547/750; SEM-II:568/750; SEM-III:580/725; SEM-IV:495/700; SEM-V:452/750; SEM-VI:528/725; SEM-VII:605/800; TOTAL: 4398/5900 (74.54%)										
10282744	/J NIVEDITA SHYAMSUNDER KUSUMA											
		74	70	64	67	17	22	20	88			
		18	13	16	15	22	23	22	47		P	598
		92	83	80	82	39	45	42	135			
		4 0 10 40	4 0 10 40	4 0 10 40	3 0 10 30	1 A 9 9	1 0 10 10	1 0 10 10	6 0 10 60			24 239 9.96
		SGPI: SEM-I: 5.89 ; SEM-II: 5.76 ; SEM-III: 6.54 ; SEM-IV: 5.76 ; SEM-V: 7.07 ; SEM-VI: 6.84 ; SEM-VII: 7.62 ; CGPI: 6.90										
		CREDITS: SEM-I: 27 ; SEM-II: 27 ; SEM-III: 26 ; SEM-IV: 25 ; SEM-V: 27 ; SEM-VI: 25 ; SEM-VII: 26										
		MARKS: SEM-I:427/750; SEM-II:399/750; SEM-III:427/725; SEM-IV:389/700; SEM-V:485/750; SEM-VI:456/725; SEM-VII:560/800; TOTAL: 3741/5900 (63.41%)										
/- FEMALE, #- 0.229, @- 0.5042/0.5043, *- 0.5045, \$- Carried Forward Grade, -- Dyslexia, A/ABS- Absent, F- Fails, P- Passes												
RR- Reserved, RLE- Reserve for Lower Examination, RPV- Provisional, RCC- 0.5050, ADC- Admission Cancelled												
G:Grade, GP:Grade Point, C:Credits, 腓:Sum of Credit Points, 腓G:Sum of Product of Credits & Grades												
SGPI:Semester Grade Performance Index = 腓C/腓, CGPI:Cumulative Grade Performance Index												
% Marks : 80 and Above 75-79.99 70-74.99 60-69.99 50-59.99 45-49.99 40-44.99 Less Than 40												
Grade / Gr. Pt. : O / 10 A / 9 B / 8 C / 7 D / 6 E / 5 P / 4 F / 0												


 Principal
 S.I.E.S. GRADUATE SCHOOL OF TECHNOLOGY
 PLOT NO.10, SIR CHANDRASEKHARINDDA DAVADWATHY VIDYAPURAM
 SECTOR-4, NERUL, NAVEI MUMBAI - 400 706

OFFICE REGISTER FOR THE B.E. (ELECTRONICS AND TELECOMMUNICATION ENGINEERING) (SEM VIII) (CHOICE BASED) EXAMINATION HELD IN OCTOBER 2020
COLLEGE/CENTRE NAME:690:SIES RESULT DATE :- NOVEMBER 24, 2020

SEAT_NO	NAME	<Course-I> Th(80/32) In(20/08) Total C G GP C*G	<Course-II> Th(80/32) In(20/08) Total C G GP C*G	<Course-III> Th(80/32) In(20/08) Total C G GP C*G	<Course-IV> Th(80/32) In(20/08) Total C G GP C*G	<Course-V> Tw(25/10) Or/Pr(25/10) Total C G GP C*G	<Course-VI> Tw(25/10) Or/Pr(25/10) Total C G GP C*G	<Course-VII> Tw(25/10) Or/Pr(25/10) Total C G GP C*G	<Course-VIII> Tw(100/40) Or/Pr(50/20) Total C G GP C*G	RESULT	REMARK	TOTAL MARKS OUT OF 700
01. ECC801	RF DESIGN											
15. ILO8029	ENVIRONMENTAL MANAGEMENT											
20. ECLDL08043	SATELLITE COMM. LAB											
02. ECC802	WIRELESS NETWORKS											
16. ECL801	RF DESIGN LAB											
22. ECL803	PROJECT-II											
05. ECCDL08043	SATELLITE COMMUNICATION											
17. ECL802	WIRELESS NETWORKS LAB											
10282751	KULKARNI ADITYA RAJIV KOMAL											
77	74	77	70	17	19	22	86					
15	16	14	16	22	21	21	46			P		613
92	90	91	86	39	40	43	132					
4 0 10 40	4 0 10 40	4 0 10 40	3 0 10 30	1 A 9 9	1 0 10 10	1 0 10 10	6 0 10 60			24 239	9.96	
SGPI: SEM-I: 7.70 ; SEM-II: 7.61 ; SEM-III: 7.50 ; SEM-IV: 7.36 ; SEM-V: 8.07 ; SEM-VI: 7.56 ; SEM-VII: 7.65 ; CGPI: 7.91												
CREDITS: SEM-I: 27 ; SEM-II: 27 ; SEM-III: 26 ; SEM-IV: 25 ; SEM-V: 27 ; SEM-VI: 25 ; SEM-VII: 26												
MARKS: SEM-I:527/750; SEM-II:513/750; SEM-III:493/725; SEM-IV:474/700; SEM-V:554/750; SEM-VI:501/725; SEM-VII:576/800; TOTAL: 4251/5900 (72.05%)												
10282752	MADDURU VISHWANATH PRABHAKAR GIRIJA											
70	77	74	74	19	20	21	85					
12	16	15	16	17	19	21	40			P		596
82	93	89	90	36	39	42	125					
4 0 10 40	4 0 10 40	4 0 10 40	3 0 10 30	1 B 8 8	1 A 9 9	1 0 10 10	6 0 10 60			24 237	9.88	
SGPI: SEM-I: 5.56 ; SEM-II: 6.11 ; SEM-III: 4.69 ; SEM-IV: 4.96 ; SEM-V: 5.37 ; SEM-VI: 6.04 ; SEM-VII: 6.50 ; CGPI: 6.10												
CREDITS: SEM-I: 27 ; SEM-II: 27 ; SEM-III: 26 ; SEM-IV: 25 ; SEM-V: 27 ; SEM-VI: 25 ; SEM-VII: 26												
MARKS: SEM-I:404/750; SEM-II:438/750; SEM-III:357/725; SEM-IV:355/700; SEM-V:391/750; SEM-VI:419/725; SEM-VII:493/800; TOTAL: 3453/5900 (58.53%)												
10282753	MAHADIK SIDDHEY SANTOSH SANMITA											
70	77	74	70	20	19	22	87					
14	16	16	17	16	19	22	42			P		601
84	93	90	87	36	38	44	129					
4 0 10 40	4 0 10 40	4 0 10 40	3 0 10 30	1 B 8 8	1 A 9 9	1 0 10 10	6 0 10 60			24 237	9.88	
SGPI: SEM-I: 6.19 ; SEM-II: 7.31 ; SEM-III: 5.85 ; SEM-IV: 4.92 ; SEM-V: 5.78 ; SEM-VI: 6.30 ; SEM-VII: 7.54 ; CGPI: 6.70 @0.05												
CREDITS: SEM-I: 27 ; SEM-II: 27 ; SEM-III: 26 ; SEM-IV: 25 ; SEM-V: 27 ; SEM-VI: 25 ; SEM-VII: 26												
MARKS: SEM-I:442/750; SEM-II:515/750; SEM-III:402/725; SEM-IV:357/700; SEM-V:425/750; SEM-VI:422/725; SEM-VII:556/800; TOTAL: 3720/5900 (63.05%)												
/- FEMALE, #- O.229, @- O.5042/O.5043, *- O.5045, \$- Carried Forward Grade, ~- Dyslexia, A/ABS- Absent, F- Fails, P- Passes RR- Reserved, RLE- Reserve for Lower Examination, RPV- Provisional, RCC- O.5050, ADC- Admission Cancelled G:Grade, GP:Grade Point, C:Credits, 腓:Sum of Credit Points, 腓G:Sum of Product of Credits & Grades SGPI:Semester Grade Performance Index = 腓G/腓, .CGPI:Cumulative Grade Performance Index % Marks : 80 and Above 75-79.99 70-74.99 60-69.99 50-59.99 45-49.99 40-44.99 Less Than 40 Grade / Gr. Pt. : O / 10 A / 9 B / 8 C / 7 D / 6 E / 5 P / 4 F / 0												

SEAT NO	NAME	<Course-I>	<Course-II>	<Course-III>	<Course-IV>	< Course-V >	<Course-VI >	<Course-VII>	<Course-VIII>	RESULT	REMARK	TOTAL MARKS
		Th(80/32)	Th(80/32)	Th(80/32)	Th(80/32)	Tw(25/10)	Tw(25/10)	Tw(25/10)	Tw(100/40)			OUT OF 700
		In(20/08)	In(20/08)	In(20/08)	In(20/08)	Or/Pr(25/10)	Or/Pr(25/10)	Or/Pr(25/10)	Or/Pr(50/20)			
		Total	Total	Total	Total	Total	Total	Total	Total			
		C G GP C*G	C G GP C*G	C G GP C*G	C G GP C*G	C G GP C*G	C G GP C*G	C G GP C*G	C G GP C*G			
01. ECC801	RF DESIGN											
15. ILO8029	ENVIRONMENTAL MANAGEMENT											
20. ECLDL08043	SATELLITE COMM. LAB											
02. ECC802	WIRELESS NETWORKS											
16. ECL801	RF DESIGN LAB											
22. ECL803	PROJECT-II											
05. ECCDL08043	SATELLITE COMMUNICATION											
17. ECL802	WIRELESS NETWORKS LAB											
10282748 /KHAN ZOBIA SAMIN MEHBOOB AHMED RUKHSANA												
64	77	74	70	21	22	23	88					
15	15	10	13	20	20	21	48			P	RLE	601
79	92	84	83	41	42	44	136					
4 A 9 36	4 O 10 40	4 O 10 40	3 O 10 30	1 O 10 10	1 O 10 10	1 O 10 10	6 O 10 60			24	236	9.83
(DIPLOMA STUDENT)												
SGPI: SEM-III: 5.35 ; SEM-IV: 5.32 ; SEM-V: -- ; SEM-VI: 6.48 ; SEM-VII: 6.50 ; CGPI: --												
CREDITS: SEM-III: 26 ; SEM-IV: 28 ; SEM-V: -- ; SEM-VI: 25 ; SEM-VII: 26												
MARKS: SEM-III:383/725; SEM-IV:413/800; SEM-V: -- ; SEM-VI:443/725; SEM-VII:503/800; TOTAL: --												
10282749 KOHLI DHRUV RAMESH SREEKALA												
80	70	74	74	19	20	22	86					
16	18	17	17	23	22	22	46			P		626
96	88	91	91	42	42	44	132					
4 O 10 40	4 O 10 40	4 O 10 40	3 O 10 30	1 O 10 10	1 O 10 10	1 O 10 10	6 O 10 60			24	240	10.00
SGPI: SEM-I: 7.93 ; SEM-II: 9.37 ; SEM-III: 9.42 ; SEM-IV: 7.56 ; SEM-V: 8.63 ; SEM-VI: 7.08 ; SEM-VII: 7.77 ; CGPI: 8.47												
CREDITS: SEM-I: 27 ; SEM-II: 27 ; SEM-III: 26 ; SEM-IV: 25 ; SEM-V: 27 ; SEM-VI: 25 ; SEM-VII: 26												
MARKS: SEM-I:530/750; SEM-II:613/750; SEM-III:602/725; SEM-IV:490/700; SEM-V:564/750; SEM-VI:485/725; SEM-VII:584/800; TOTAL: 4494/5900 (76.17%)												
10282750 KOTHEKAR SARVESH CHANDRAKANT BHARATI												
74	70	74	70	14	22	22	86					
14	14	16	13	19	22	23	46			P		599
88	84	90	83	33	44	45	132					
4 O 10 40	4 O 10 40	4 O 10 40	3 O 10 30	1 C 7 7	1 O 10 10	1 O 10 10	6 O 10 60			24	237	9.88
SGPI: SEM-I: 7.24 ; SEM-II: 6.89 ; SEM-III: 8.65 ; SEM-IV: 7.24 ; SEM-V: 8.26 ; SEM-VI: 7.48 ; SEM-VII: 7.81 ; CGPI: 7.91												
CREDITS: SEM-I: 27 ; SEM-II: 27 ; SEM-III: 26 ; SEM-IV: 25 ; SEM-V: 27 ; SEM-VI: 25 ; SEM-VII: 26												
MARKS: SEM-I:489/750; SEM-II:475/750; SEM-III:549/725; SEM-IV:467/700; SEM-V:544/750; SEM-VI:493/725; SEM-VII:586/800; TOTAL: 4202/5900 (71.22%)												

/- FEMALE, #- 0.229, @- 0.5042/0.5043, *- 0.5045, S- Carried Forward Grade, -- Dyslexia, A/ABS- Absent, F- Fails, P- Passes

RR- Reserved, RLE- Reserve for Lower Examination, RPV- Provisional, RCC- 0.5050, ADC- Admission Cancelled

G:Grade, GP:Grade Point, C:Credits, 腓:Sum of Credit Points, 腓G:Sum of Product of Credits & Grades

SGPI:Semester Grade Performance Index = 腓G/腓, CGPI:Cumulative Grade Performance Index

% Marks : 80 and Above 75-79.99 70-74.99 60-69.99 50-59.99 45-49.99 40-44.99 Less Than 40

Grade / Gr. Pt. : O / 10 A / 9 B / 8 C / 7 D / 6 E / 5 P / 4 F / 0



Principal

S.I.E.S. GRADUATE SCHOOL OF TECHNOLOGY
PLOT 1C/D/E, SIR CHANDRA DEKARENDAA SARASWATHY VIDYAPURAM
SECTOR-4, WERUL, NAVI MUMBAI - 400 706.

SEAT_NO	NAME	<Course-I>	<Course-II>	<Course-III>	<Course-IV>	<Course-V>	<Course-VI>	<Course-VII>	<Course-VIII>	RESULT	REMARK	TOTAL MARKS
		Th(80/32)	Th(80/32)	Th(80/32)	Th(80/32)	Tw(25/10)	Tw(25/10)	Tw(25/10)	Tw(100/40)			OUT OF 700
		In(20/08)	In(20/08)	In(20/08)	In(20/08)	Or/Pr(25/10)	Or/Pr(25/10)	Or/Pr(25/10)	Or/Pr(50/20)			
		Total	Total	Total	Total	Total	Total	Total	Total	排	排G	SGPI
		C G GP C*G	C G GP C*G	C G GP C*G	C G GP C*G	C G GP C*G	C G GP C*G	C G GP C*G	C G GP C*G			
01. ECC801	RF DESIGN				02. ECC802	WIRELESS NETWORKS		05. ECCDLO8043	SATELLITE COMMUNICATION			
15. ILO8029	ENVIRONMENTAL MANAGEMENT				16. ECL801	RF DESIGN LAB		17. ECL802	WIRELESS NETWORKS LAB			
20. ECLDLO8043	SATELLITE COMM. LAB				22. ECL803	PROJECT-II						
10282757 /MODAK SHRADDHA SUBHASH SAYALI												
		74	77	77	70	21	19	20	86			
		17	18	12	20	19	21	20	46	P		617
		91	95	89	90	40	40	40	132			
		4 0 10 40	4 0 10 40	4 0 10 40	3 0 10 30	1 0 10 10	1 0 10 10	1 0 10 10	6 0 10 60	24	240	10.00
		SGPI: SEM-I: 5.85 ; SEM-II: 6.30 ; SEM-III: 5.12 ; SEM-IV: 5.64 ; SEM-V: 7.74 ; SEM-VI: 7.12 ; SEM-VII: 8.46 ; CGPI: 6.98										
		CREDITS: SEM-I: 27 ; SEM-II: 27 ; SEM-III: 26 ; SEM-IV: 28 ; SEM-V: 27 ; SEM-VI: 25 ; SEM-VII: 26										
		MARKS: SEM-I:439/750; SEM-II:445/750; SEM-III:381/725; SEM-IV:431/800; SEM-V:534/750; SEM-VI:471/725; SEM-VII:595/800; TOTAL: 3913/6000 (65.22%)										
10282758 /MURUGAN MRINALINI RAJESWARI												
		70	77	77	74	20	22	22	85			
		15	19	16	20	19	20	22	44	P		622
		85	96	93	94	39	42	44	129			
		4 0 10 40	4 0 10 40	4 0 10 40	3 0 10 30	1 A 9 9	1 0 10 10	1 0 10 10	6 0 10 60	24	239	9.96
		SGPI: SEM-I: 6.41 ; SEM-II: 6.94 ; SEM-III: 6.31 ; SEM-IV: 5.14 ; SEM-V: 7.59 ; SEM-VI: 7.82 ; SEM-VII: 8.77 ; CGPI: 7.35										
		CREDITS: SEM-I: 27 ; SEM-II: 27 ; SEM-III: 26 ; SEM-IV: 25 ; SEM-V: 27 ; SEM-VI: 25 ; SEM-VII: 26										
		MARKS: SEM-I:454/750; SEM-II:489/750; SEM-III:437/725; SEM-IV:363/700; SEM-V:522/750; SEM-VI:516/725; SEM-VII:630/800; TOTAL: 4033/5900 (68.36%)										
10282759 NADAR ARUNKUMAR MURUGAN ANANTHAJOTHI												
		70	77	74	74	20	20	22	81			
		15	17	19	16	16	20	22	45	P		608
		85	94	93	90	36	40	44	126			
		4 0 10 40	4 0 10 40	4 0 10 40	3 0 10 30	1 B 8 8	1 0 10 10	1 0 10 10	6 0 10 60	24	238	9.92
		SGPI: SEM-I: 5.85 ; SEM-II: 6.35 ; SEM-III: 6.54 ; SEM-IV: 5.58 ; SEM-V: 6.26 ; SEM-VI: 6.82 ; SEM-VII: 7.46 ; CGPI: 6.81										
		CREDITS: SEM-I: 27 ; SEM-II: 27 ; SEM-III: 26 ; SEM-IV: 25 ; SEM-V: 27 ; SEM-VI: 25 ; SEM-VII: 26										
		MARKS: SEM-I:427/750; SEM-II:445/750; SEM-III:441/725; SEM-IV:375/700; SEM-V:452/750; SEM-VI:450/725; SEM-VII:557/800; TOTAL: 3755/5900 (63.64%)										
/- FEMALE, #- 0.229, @- 0.5042/0.5043, *- 0.5045, \$- Carried Forward Grade, -- Dyslexia, A/ABS- Absent, F- Fails, P- Passes RR- Reserved, RLE- Reserve for Lower Examination, RPV- Provisional, RCC- 0.5050, ADC- Admission Cancelled G:Grade, GP:Grade Point, C:Credits, 排:Sum of Credit Points, 排G:Sum of Product of Credits & Grades SGPI:Semester Grade Performance Index = 排G/排, CGPI:Cumulative Grade Performance Index & Marks : 80 and Above 75-79.99 70-74.99 60-69.99 50-59.99 45-49.99 40-44.99 Less Than 40 Grade / Gr. Pt. : O / 10 A / 9 B / 8 C / 7 D / 6 E / 5 P / 4 F / 0												


SEAT NO	NAME	<Course-I>	<Course-II>	<Course-III>	<Course-IV>	<Course-V>	<Course-VI>	<Course-VII>	<Course-VIII>	RESULT	REMARK	TOTAL MARKS
		Th(80/32)	Th(80/32)	Th(80/32)	Th(80/32)	Tw(25/10)	Tw(25/10)	Tw(25/10)	Tw(100/40)			OUT OF 700
		In(20/08)	In(20/08)	In(20/08)	In(20/08)	Or/Pr(25/10)	Or/Pr(25/10)	Or/Pr(25/10)	Or/Pr(50/20)			
		Total	Total	Total	Total	Total	Total	Total	Total			
		C G GP C*G	C G GP C*G	C G GP C*G	C G GP C*G	C G GP C*G	C G GP C*G	C G GP C*G	C G GP C*G		腓 腓G SGPI	
01. ECC801	RF DESIGN											
15. ILO8029	ENVIRONMENTAL MANAGEMENT											
20. ECLDL08043	SATELLITE COMM. LAB											
02. ECC802	WIRELESS NETWORKS											
05. ECCDL08043	SATELLITE COMMUNICATION											
16. ECL801	RF DESIGN LAB											
22. ECL803	PROJECT-II											

10282754	MAHTO MEDHANSH PRAKASH SUMAN											
67	77	74	67	23	20	21	83					
15	17	19	18	17	17	22	41	P				598
82	94	93	85	40	37	43	124					
4 0 10 40	4 0 10 40	4 0 10 40	3 0 10 30	1 0 10 10	1 B 8 8	1 0 10 10	6 0 10 60			24 238	9.92	
SGPI: SEM-I: 6.93 ; SEM-II: 7.02 ; SEM-III: 6.46 ; SEM-IV: 6.54 ; SEM-V: 6.59 ; SEM-VI: 7.26 ; SEM-VII: 7.65 ; CGPI: 7.27												
CREDITS: SEM-I: 27 ; SEM-II: 27 ; SEM-III: 26 ; SEM-IV: 25 ; SEM-V: 27 ; SEM-VI: 25 ; SEM-VII: 26												
MARKS: SEM-I:473/750; SEM-II:477/750; SEM-III:446/725; SEM-IV:411/700; SEM-V:454/750; SEM-VI:478/725; SEM-VII:561/800; TOTAL: 3898/5900 (66.07%)												

10282755	MENON SHREYAS KESHAVAN SHEELA											
70	77	74	74	19	21	20	82					
15	18	16	17	20	20	22	48	P				613
85	95	90	91	39	41	42	130					
4 0 10 40	4 0 10 40	4 0 10 40	3 0 10 30	1 A 9 9	1 0 10 10	1 0 10 10	6 0 10 60			24 239	9.96	
SGPI: SEM-I: 6.96 ; SEM-II: 6.07 ; SEM-III: 6.19 ; SEM-IV: 5.84 ; SEM-V: 5.41 ; SEM-VI: 5.12 ; SEM-VII: 6.69 ; CGPI: 6.50												
CREDITS: SEM-I: 27 ; SEM-II: 27 ; SEM-III: 26 ; SEM-IV: 25 ; SEM-V: 27 ; SEM-VI: 25 ; SEM-VII: 26												
MARKS: SEM-I:481/750; SEM-II:428/750; SEM-III:424/725; SEM-IV:374/700; SEM-V:399/750; SEM-VI:380/725; SEM-VII:501/800; TOTAL: 3600/5900 (61.02%)												

10282756	MENON SNEHA SAJEEV RADHIKA											
74	77	74	74	21	21	20	80					
16	18	15	20	17	20	21	46	P				614
90	95	89	94	38	41	41	126					
4 0 10 40	4 0 10 40	4 0 10 40	3 0 10 30	1 A 9 9	1 0 10 10	1 0 10 10	6 0 10 60			24 239	9.96	
SGPI: SEM-I: 6.81 ; SEM-II: 6.20 ; SEM-III: 5.12 ; SEM-IV: 4.68 ; SEM-V: 6.22 ; SEM-VI: 5.36 ; SEM-VII: 7.35 ; CGPI: 6.44												
CREDITS: SEM-I: 27 ; SEM-II: 27 ; SEM-III: 26 ; SEM-IV: 25 ; SEM-V: 27 ; SEM-VI: 25 ; SEM-VII: 26												
MARKS: SEM-I:478/750; SEM-II:438/750; SEM-III:362/725; SEM-IV:337/700; SEM-V:439/750; SEM-VI:365/725; SEM-VII:538/800; TOTAL: 3571/5900 (60.53%)												

/- FEMALE, #- 0.229, @- 0.5042/0.5043, *- 0.5045, S- Carried Forward Grade, ~- Dyslexia, A/ABS- Absent, F- Fails, P- Passes												
RR- Reserved, RLE- Reserve for Lower Examination, RPV- Provisional, RCC- 0.5050, ADC- Admission Cancelled												
G:Grade, GP:Grade Point, C:Credits, 腓:Sum of Credit Points, 腓G:Sum of Product of Credits & Grades												
SGPI:Semester Grade Performance Index = 腓G/腓, CGPI:Cumulative Grade Performance Index												
% Marks : 80 and Above 75-79.99 70-74.99 60-69.99 50-59.99 45-49.99 40-44.99 Less Than 40												
Grade / Gr. Pt. : O / 10 A / 9 B / 8 C / 7 D / 6 E / 5 F / 4 F / 0												


 Principal
 S.I.E.S. GRADUATE SCHOOL OF TECHNOLOGY
 PLOT 100/A, SIR CHANDRASEKARENDRA SARASWATHY VIDYAPURAM
 SECTOR-V, MUMBAI, NAVY MUMBAI - 400 706.

SEAT NO	NAME	<Course-I> Th(80/32) In(20/08) Total C G GP C*G	<Course-II> Th(80/32) In(20/08) Total C G GP C*G	<Course-III> Th(80/32) In(20/08) Total C G GP C*G	<Course-IV> Th(80/32) In(20/08) Total C G GP C*G	<Course-V> Tw(25/10) Or/Pr(25/10) Total C G GP C*G	<Course-VI> Tw(25/10) Or/Pr(25/10) Total C G GP C*G	<Course-VII> Tw(25/10) Or/Pr(25/10) Total C G GP C*G	<Course-VIII> Tw(100/40) Or/Pr(50/20) Total C G GP C*G	RESULT REMARK	TOTAL MARKS OUT OF 700
01. ECC801	RF DESIGN										
15. ILO8029	ENVIRONMENTAL MANAGEMENT										
20. ECLDLO8043	SATELLITE COMM. LAB										
02. ECC802	WIRELESS NETWORKS										
16. ECL801	RF DESIGN LAB										
22. ECL803	PROJECT-II										
05. ECCDLO8043	SATELLITE COMMUNICATION										
17. ECL802	WIRELESS NETWORKS LAB										

10282763 /NANDANWAR MANSI VITTHAL VIJAYA

74	67	67	70	23	21	22	80											
17	18	19	16	20	19	22	45			P	600							
91	85	86	86	43	40	44	125											
4 0 10	40	4 0 10	40	4 0 10	40	3 0 10	30	1 0 10	10	1 0 10	10	1 0 10	10	6 0 10	60	24	240	10.00
SGPI: SEM-I: 8.52 ; SEM-II: 8.70 ; SEM-III: 8.92 ; SEM-IV: 6.58 ; SEM-V: 7.93 ; SEM-VI: 7.62 ; SEM-VII: 7.65 ;											CGPI: 8.24							
CREDITS: SEM-I: 27 ; SEM-II: 27 ; SEM-III: 26 ; SEM-IV: 25 ; SEM-V: 27 ; SEM-VI: 25 ; SEM-VII: 26																		
MARKS: SEM-I:574/750; SEM-II:603/750; SEM-III:579/725; SEM-IV:429/700; SEM-V:547/750; SEM-VI:501/725; SEM-VII:569/800;											TOTAL: 4402/5900 (74.61%)							


10282764 /PAWAR HARSHADA JIJA KAVITA

70	77	70	74	20	23	21	81											
16	19	18	16	19	18	21	43			P	606							
86	96	88	90	39	41	42	124											
4 0 10	40	4 0 10	40	4 0 10	40	3 0 10	30	1 A 9	9	1 0 10	10	1 0 10	10	6 0 10	60	24	239	9.96
SGPI: SEM-I: 7.41 ; SEM-II: 7.81 ; SEM-III: 7.69 ; SEM-IV: 5.90 ; SEM-V: 6.85 ; SEM-VI: 7.06 ; SEM-VII: 7.12 ;											CGPI: 7.46							
CREDITS: SEM-I: 27 ; SEM-II: 27 ; SEM-III: 26 ; SEM-IV: 25 ; SEM-V: 27 ; SEM-VI: 25 ; SEM-VII: 26																		
MARKS: SEM-I:520/750; SEM-II:525/750; SEM-III:501/725; SEM-IV:399/700; SEM-V:469/750; SEM-VI:458/725; SEM-VII:535/800;											TOTAL: 4013/5900 (68.02%)							

10282765 /PAWAR MANASWI RAJESH RUHI

74	77	70	67	21	23	22	84											
19	19	20	16	19	19	22	42			P	614							
93	96	90	83	40	42	44	126											
4 0 10	40	4 0 10	40	4 0 10	40	3 0 10	30	1 0 10	10	1 0 10	10	1 0 10	10	6 0 10	60	24	240	10.00
SGPI: SEM-I: 7.72 ; SEM-II: 8.00 ; SEM-III: 9.04 ; SEM-IV: 8.48 ; SEM-V: 9.22 ; SEM-VI: 8.00 ; SEM-VII: 8.50 ;											CGPI: 8.61							
CREDITS: SEM-I: 27 ; SEM-II: 27 ; SEM-III: 26 ; SEM-IV: 25 ; SEM-V: 27 ; SEM-VI: 25 ; SEM-VII: 26																		
MARKS: SEM-I:524/750; SEM-II:541/750; SEM-III:574/725; SEM-IV:517/700; SEM-V:604/750; SEM-VI:535/725; SEM-VII:606/800;											TOTAL: 4515/5900 (76.53%)							

/- FEMALE, #- 0.229, @- 0.5042/0.5043, *- 0.5045, \$- Carried Forward Grade, -- Dyslexia, A/ABS- Absent, F- Fails, P- Passes
RR- Reserved, RLE- Reserve for Lower Examination, RPV- Provisional, RCC- 0.5050, ADC- Admission Cancelled
G:Grade, GP:Grade Point, C:Credits, 腓:Sum of Credit Points, 腓G:Sum of Product of Credits & Grades
SGPI:Semester Grade Performance Index = 腓G/腓, CGPI:Cumulative Grade Performance Index
% Marks : 80 and Above 75-79.99 70-74.99 60-69.99 50-59.99 45-49.99 40-44.99 Less Than 40
Grade / Gr. Pt. : 0 / 10 A / 9 B / 8 C / 7 D / 6 E / 5 F / 4 F / 0


Principal
S.I.E.S. GRADUATE SCHOOL OF TECHNOLOGY
PLOT 10/1/5, SRI CHANDRASEKHARWADA, MANASWATHI VIDYAPURAM
SECTOR-4, WERUL, NAVI MUMBAI - 400 706.

OFFICE REGISTER FOR THE B.E. (ELECTRONICS AND TELECOMMUNICATION ENGINEERING) (SEM VIII) (CHOICE BASED) EXAMINATION HELD IN OCTOBER 2020
COLLEGE/CENTRE NAME:690:SIES RESULT DATE :- NOVEMBER 24, 2020

SEAT NO	NAME	<Course-I>	<Course-II>	<Course-III>	<Course-IV>	< Course-V >	<Course-VI >	<Course-VII>	<Course-VIII>	RESULT	REMARK	TOTAL MARKS
		Th(80/32)	Th(80/32)	Th(80/32)	Th(80/32)	Tw(25/10)	Tw(25/10)	Tw(25/10)	Tw(100/40)			OUT OF 700
		In(20/08)	In(20/08)	In(20/08)	In(20/08)	Or/Pr(25/10)	Or/Pr(25/10)	Or/Pr(25/10)	Or/Pr(50/20)			
		Total	Total	Total	Total	Total	Total	Total	Total			
		C G GP C*G	C G GP C*G	C G GP C*G	C G GP C*G	C G GP C*G	C G GP C*G	C G GP C*G	C G GP C*G			
01. ECC801	RF DESIGN				02. ECC802	WIRELESS NETWORKS		05. ECCDLO8043	SATELLITE COMMUNICATION			
15. ILO8029	ENVIRONMENTAL MANAGEMENT				16. ECL801	RF DESIGN LAB		17. ECL802	WIRELESS NETWORKS LAB			
20. ECLDLO8043	SATELLITE COMM. LAB				22. ECL803	PROJECT-II						

10282760 /NADAR KOKILA TRANASELVAM PREMAVATHY												
70	77	74	74	74	20	23	23	82				
17	18	19	16	17	17	20	21	45	P		616	
87	95	93	90	37	43	44	127					
4 0 10 40	4 0 10 40	4 0 10 40	3 0 10 30	1 B 8 8	1 0 10 10	1 0 10 10	6 0 10 60	24 238	9.92			
SGPI: SEM-I: 7.56 ; SEM-II: 7.35 ; SEM-III: 7.85 ; SEM-IV: 6.96 ; SEM-V: 7.26 ; SEM-VI: 6.92 ; SEM-VII: 7.46 ; CGPI: 7.64												
CREDITS: SEM-I: 27 ; SEM-II: 27 ; SEM-III: 26 ; SEM-IV: 25 ; SEM-V: 27 ; SEM-VI: 25 ; SEM-VII: 26												
MARKS: SEM-I:520/750; SEM-II:509/750; SEM-III:518/725; SEM-IV:455/700; SEM-V:502/750; SEM-VI:466/725; SEM-VII:557/800; TOTAL: 4143/5900 (70.22%)												

10282761 NADAR PRIYADARSHAN GURUSWAMY KALAISELVI												
74	77	74	70	13	20	19	72					
10	13	11	12	18	18	19	40	P	RLE		560	
84	90	85	82	31	38	38	112					
4 0 10 40	4 0 10 40	4 0 10 40	3 0 10 30	1 C 7 7	1 A 9 9	1 A 9 9	6 B 8 48	24 223	9.29			
(DIPLOMA STUDENT)												
SGPI: SEM-III: 5.12 ; SEM-IV: 5.40 ; SEM-V: -- ; SEM-VI: -- ; SEM-VII: 7.04 ; CGPI: --												
CREDITS: SEM-III: 26 ; SEM-IV: 25 ; SEM-V: -- ; SEM-VI: -- ; SEM-VII: 26												
MARKS: SEM-III:353/725; SEM-IV:369/700; SEM-V: -- ; SEM-VI: -- ; SEM-VII:490/800; TOTAL: --												

10282762 /NAIDU POORNIMA MANOHAR GIRIJA												
70	77	74	74	20	23	22	88					
18	16	16	16	20	22	23	45	P			624	
88	93	90	90	40	45	45	133					
4 0 10 40	4 0 10 40	4 0 10 40	3 0 10 30	1 0 10 10	1 0 10 10	1 0 10 10	6 0 10 60	24 240	10.00			
SGPI: SEM-I: 8.48 ; SEM-II: 8.52 ; SEM-III: 9.46 ; SEM-IV: 8.30 ; SEM-V: 9.41 ; SEM-VI: 8.50 ; SEM-VII: 8.50 ; CGPI: 8.89												
CREDITS: SEM-I: 27 ; SEM-II: 27 ; SEM-III: 26 ; SEM-IV: 25 ; SEM-V: 27 ; SEM-VI: 25 ; SEM-VII: 26												
MARKS: SEM-I:568/750; SEM-II:570/750; SEM-III:606/725; SEM-IV:527/700; SEM-V:615/750; SEM-VI:555/725; SEM-VII:637/800; TOTAL: 4702/5900 (79.69%)												

/- FEMALE, #- 0.229, @- 0.5042/0.5043, *- 0.5045, \$- Carried Forward Grade, -- Dyslexia, A/ABS- Absent, F- Fails, P- Passes

RR- Reserve for Lower Examination, RPV- Provisional, RCC- 0.5050, ADC- Admission Cancelled

G:Grade, GP:Grade Point, C:Credits, 群:Sum of Credit Points, 群G:Sum of Product of Credits & Grades

SGPI:Semester Grade Performance Index = 群G/群, CGPI:Cumulative Grade Performance Index

% Marks : 80 and Above 75-79.99 70-74.99 60-69.99 50-59.99 45-49.99 40-44.99 Less Than 40

Grade / Gr. Pt. : O / 10 A / 9 B / 8 C / 7 D / 6 E / 5 F / 4 F / 0

Principal

SIES GRADUATE SCHOOL OF TECHNOLOGY
PLOT 10/1, CHAIDRASAKARENDRA SARASWATHY VIDYAPURAM
SECTOR 4, VILE PARLE EAST, MUMBAI - 400 706.

SEAT NO	NAME	<Course-I>	<Course-II>	<Course-III>	<Course-IV>	<Course-V>	<Course-VI>	<Course-VII>	<Course-VIII>	RESULT	REMARK	TOTAL MARKS
		Th(80/32)	Th(80/32)	Th(80/32)	Th(80/32)	Tw(25/10)	Tw(25/10)	Tw(25/10)	Tw(100/40)			OUT OF 700
		In(20/08)	In(20/08)	In(20/08)	In(20/08)	Or/Pr(25/10)	Or/Pr(25/10)	Or/Pr(25/10)	Or/Pr(50/20)			
		Total	Total	Total	Total	Total	Total	Total	Total			
		C G GP C*G	C G GP C*G	C G GP C*G	C G GP C*G	C G GP C*G	C G GP C*G	C G GP C*G	C G GP C*G	腩	腩G	SGPI

01. ECC801	RF DESIGN											
15. ILO8029	ENVIRONMENTAL MANAGEMENT											
20. ECLDLO8043	SATELLITE COMM. LAB											
02. ECC802	WIRELESS NETWORKS											
16. ECL801	RF DESIGN LAB											
22. ECL803	PROJECT-II											
05. ECCDLO8043	SATELLITE COMMUNICATION											
17. ECL802	WIRELESS NETWORKS LAB											

10282769 /POOJARY ANUSHA JAGANATH SHOBHA

74	77	74	74	20	23	23	87					
16	16	20	16	22	21	23	47			P		633
90	93	94	90	42	44	46	134					
4 0 10 40	4 0 10 40	4 0 10 40	3 0 10 30	1 0 10 10	1 0 10 10	1 0 10 10	6 0 10 60			24	240	10.00
SGPI: SEM-I: 7.41 ; SEM-II: 7.81 ; SEM-III: 8.50 ; SEM-IV: 7.64 ; SEM-V: 8.04 ; SEM-VI: 8.08 ; SEM-VII: 8.62 ;												CGPI: 8.24
CREDITS: SEM-I: 27 ; SEM-II: 27 ; SEM-III: 26 ; SEM-IV: 25 ; SEM-V: 27 ; SEM-VI: 25 ; SEM-VII: 26												
MARKS: SEM-I:498/750; SEM-II:531/750; SEM-III:549/725; SEM-IV:493/700; SEM-V:550/750; SEM-VI:538/725; SEM-VII:616/800;												TOTAL: 4408/5900 (74.71%)

10282770 /PRADHAN MONALIKA CHANDRAKANT SAIBALINI

70	77	74	74	19	21	21	91					
19	18	14	16	21	20	22	45			P		622
89	95	88	90	40	41	43	136					
4 0 10 40	4 0 10 40	4 0 10 40	3 0 10 30	1 0 10 10	1 0 10 10	1 0 10 10	6 0 10 60			24	240	10.00
SGPI: SEM-I: 8.00 ; SEM-II: 8.30 ; SEM-III: 9.15 ; SEM-IV: 8.00 ; SEM-V: 8.48 ; SEM-VI: 7.32 ; SEM-VII: 8.12 ;												CGPI: 8.41
CREDITS: SEM-I: 27 ; SEM-II: 27 ; SEM-III: 26 ; SEM-IV: 25 ; SEM-V: 27 ; SEM-VI: 25 ; SEM-VII: 26												
MARKS: SEM-I:540/750; SEM-II:551/750; SEM-III:582/725; SEM-IV:510/700; SEM-V:568/750; SEM-VI:480/725; SEM-VII:588/800;												TOTAL: 4441/5900 (75.27%)

10282771 PRAKASH MOORTHY VIJAYALAKSHMI

70	77	74	74	18	21	22	92					
18	15	18	16	23	22	23	47			P		630
88	92	92	90	41	43	45	139					
4 0 10 40	4 0 10 40	4 0 10 40	3 0 10 30	1 0 10 10	1 0 10 10	1 0 10 10	6 0 10 60			24	240	10.00
SGPI: SEM-I: 6.96 ; SEM-II: 8.89 ; SEM-III: 9.31 ; SEM-IV: 8.48 ; SEM-V: 8.30 ; SEM-VI: 7.52 ; SEM-VII: 7.35 ;												CGPI: 8.33
CREDITS: SEM-I: 27 ; SEM-II: 27 ; SEM-III: 26 ; SEM-IV: 25 ; SEM-V: 27 ; SEM-VI: 25 ; SEM-VII: 26												
MARKS: SEM-I:474/750; SEM-II:597/750; SEM-III:607/725; SEM-IV:528/700; SEM-V:561/750; SEM-VI:503/725; SEM-VII:551/800;												TOTAL: 4451/5900 (75.44%)

/- FEMALE, #- 0.229, @- 0.5042/0.5043, *- 0.5045, \$- Carried Forward Grade, -- Dyslexia, A/ABS- Absent, F- Fails, P- Passes
RR- Reserved, RLE- Reserve for Lower Examination, RPV- Provisional, RCC- 0.5050, ADC- Admission Cancelled
G:Grade, GP:Grade Point, C:Credits, 腩:Sum of Credit Points, 腩G:Sum of Product of Credits & Grades
SGPI:Semester Grade Performance Index = 腩G/腩, CGPI:Cumulative Grade Performance Index
% Marks : 80 and Above 75-79.99 70-74.99 60-69.99 50-59.99 45-49.99 40-44.99 Less Than 40
Grade / Gr. Pt. : 0 / 10 A / 9 B / 8 C / 7 D / 6 E / 5 P / 4 F / 0

[Handwritten Signature]
SIES COLLEGE OF TECHNOLOGY
PLOT NO.VE, BK CHANDRASHEKHAR SARASWATHY VIDYAPURAM
SECTOR-4, WADI, NAVI MUMBAI - 400 715.

SEAT_NO	NAME	<Course-I>	<Course-II>	<Course-III>	<Course-IV>	<Course-V>	<Course-VI>	<Course-VII>	<Course-VIII>	RESULT	REMARK	TOTAL MARKS
		Th(80/32)	Th(80/32)	Th(80/32)	Th(80/32)	Tw(25/10)	Tw(25/10)	Tw(25/10)	Tw(100/40)			OUT OF 700
		In(20/08)	In(20/08)	In(20/08)	In(20/08)	Or/Pr(25/10)	Or/Pr(25/10)	Or/Pr(25/10)	Or/Pr(50/20)			
		Total	Total	Total	Total	Total	Total	Total	Total			
		C G GP C*G	C G GP C*G	C G GP C*G	C G GP C*G	C G GP C*G	C G GP C*G	C G GP C*G	C G GP C*G	排	排G	SGPI

01. ECC801	RF DESIGN	02. ECC802	WIRELESS NETWORKS	05. ECCDL08043	SATELLITE COMMUNICATION
15. ILO8029	ENVIRONMENTAL MANAGEMENT	16. ECL801	RF DESIGN LAB	17. ECL802	WIRELESS NETWORKS LAB
20. ECLDL08043	SATELLITE COMM. LAB	22. ECL803	PROJECT-II		

10282775 RANE SHARDUL SACHIN SMITA

67	70	74	74	15	17	20	80					
14	17	13	15	18	20	22	43			P	RLE	579
81	87	87	89	33	37	42	123					
4 0 10 40	4 0 10 40	4 0 10 40	3 0 10 30	1 C 7 7	1 B 8 8	1 0 10 10	6 0 10 60			24	235	9.79
SGPI: SEM-I: 5.56 ; SEM-II: 5.50 ; SEM-III: 5.69 ; SEM-IV: 5.28 ; SEM-V: 4.78 ; SEM-VI: -- ; SEM-VII: 6.62 ; CGPI: --												
CREDITS: SEM-I: 27 ; SEM-II: 27 ; SEM-III: 26 ; SEM-IV: 25 ; SEM-V: 27 ; SEM-VI: -- ; SEM-VII: 26												
MARKS: SEM-I:398/750; SEM-II:371/750; SEM-III:388/725; SEM-IV:360/700; SEM-V:353/750; SEM-VI: -- ; SEM-VII:486/800; TOTAL: --												

10282776 RANGANE AMIT VASANT VIJAYA

67	77	74	74	23	23	22	82					
14	17	15	16	22	21	21	44			P		612
81	94	89	90	45	44	43	126					
4 0 10 40	4 0 10 40	4 0 10 40	3 0 10 30	1 0 10 10	1 0 10 10	1 0 10 10	6 0 10 60			24	240	10.00
SGPI: SEM-I: 7.11 ; SEM-II: 6.33 ; SEM-III: 8.00 ; SEM-IV: 7.44 ; SEM-V: 7.19 ; SEM-VI: 6.60 ; SEM-VII: 7.27 ; CGPI: 7.46												
CREDITS: SEM-I: 27 ; SEM-II: 27 ; SEM-III: 26 ; SEM-IV: 25 ; SEM-V: 27 ; SEM-VI: 25 ; SEM-VII: 26												
MARKS: SEM-I:485/750; SEM-II:452/750; SEM-III:541/725; SEM-IV:471/700; SEM-V:505/750; SEM-VI:450/725; SEM-VII:537/800; TOTAL: 4053/5900 (68.69%)												

10282777 /SHELAR SAYLI SUNIL KAVITA

77	77	74	74	18	20	20	85					
17	18	11	18	21	22	22	46			P		620
94	95	85	92	39	42	42	131					
4 0 10 40	4 0 10 40	4 0 10 40	3 0 10 30	1 A 9 9	1 0 10 10	1 0 10 10	6 0 10 60			24	239	9.96
SGPI: SEM-I: 6.04 ; SEM-II: 6.54 ; SEM-III: 5.12 ; SEM-IV: 4.79 ; SEM-V: 5.59 ; SEM-VI: 6.16 ; SEM-VII: 7.85 ; CGPI: 6.45												
CREDITS: SEM-I: 27 ; SEM-II: 27 ; SEM-III: 26 ; SEM-IV: 28 ; SEM-V: 27 ; SEM-VI: 25 ; SEM-VII: 26												
MARKS: SEM-I:442/750; SEM-II:450/750; SEM-III:381/725; SEM-IV:367/800; SEM-V:407/750; SEM-VI:430/725; SEM-VII:555/800; TOTAL: 3652/6000 (60.87%)												

/- FEMALE, #- 0.229, @- 0.5042/0.5043, *- 0.5045, \$- Carried Forward Grade, -- Dyslexia, A/ABS- Absent, F- Fails, P- Passes
RR- Reserved, RLE- Reserve for Lower Examination, RPV- Provisional, RCC- 0.5050, ADC- Admission Cancelled
G:Grade, GP:Grade Point, C:Credits, 排:Sum of Credit Points, 排G:Sum of Product of Credits & Grades
SGPI:Semester Grade Performance Index = 排G/排, CGPI:Cumulative Grade Performance Index
% Marks : 80 and Above 75-79.99 70-74.99 60-69.99 50-59.99 45-49.99 40-44.99 Less Than 40
Grade / Gr. Pt. : O / 10 A / 9 B / 8 C / 7 D / 6 E / 5 P / 4 F / 0

[Signature]
SIES COLLEGE OF TECHNOLOGY
PLOT NO.15, MIDC, ANDHERI (EAST), MUMBAI 400 076
SECTOR-4, REKUL NAVI MUMBAI - 400 766

SEAT_NO	NAME	<Course-I>	<Course-II>	<Course-III>	<Course-IV>	<Course-V>	<Course-VI>	<Course-VII>	<Course-VIII>	RESULT	REMARK	TOTAL MARKS
Th(80/32)	Th(80/32)	Th(80/32)	Th(80/32)	Tw(25/10)	Tw(25/10)	Tw(25/10)	Tw(100/40)					OUT OF 700
In(20/08)	In(20/08)	In(20/08)	In(20/08)	Or/Pr(25/10)	Or/Pr(25/10)	Or/Pr(25/10)	Or/Pr(50/20)					
Total	Total	Total	Total	Total	Total	Total	Total	Total	Total	勝	勝G	SGPI
C G GP C*G	C G GP C*G	C G GP C*G	C G GP C*G	C G GP C*G	C G GP C*G	C G GP C*G	C G GP C*G	C G GP C*G	C G GP C*G			
01. ECC801	RF DESIGN			02. ECC802	WIRELESS NETWORKS			05. ECCDL08043	SATELLITE COMMUNICATION			
15. ILO8029	ENVIRONMENTAL MANAGEMENT			16. ECL801	RF DESIGN LAB			17. ECL802	WIRELESS NETWORKS LAB			
20. ECLDL08043	SATELLITE COMM. LAB			22. ECL803	PROJECT-II							
10282766 /PILLAI VISHNUPRIYA ABHIRAMAN SANGEETA												
74	77	74	74	18	20	21	76					
20	15	14	16	20	21	21	40		P			601
94	92	88	90	38	41	42	116					
4 O 10 40	4 O 10 40	4 O 10 40	3 O 10 30	1 A 9 9	1 O 10 10	1 O 10 10	6 A 9 54			24 233		9.71
SGPI: SEM-I: 7.89 ; SEM-II: 7.63 ; SEM-III: 7.88 ; SEM-IV: 7.84 ; SEM-V: 8.44 ; SEM-VI: 6.80 ; SEM-VII: 8.00 ; CGPI: 8.01												
CREDITS: SEM-I: 27 ; SEM-II: 27 ; SEM-III: 26 ; SEM-IV: 25 ; SEM-V: 27 ; SEM-VI: 25 ; SEM-VII: 26												
MARKS: SEM-I:535/750; SEM-II:497/750; SEM-III:508/725; SEM-IV:511/700; SEM-V:544/750; SEM-VI:444/725; SEM-VII:571/800; TOTAL: 4211/5900 (71.37%)												
10282767 /POOJARI NIDHI HARISH KALPANA												
74	77	74	74	18	23	21	85					
18	17	19	16	20	22	22	41		P			621
92	94	93	90	38	45	43	126					
4 O 10 40	4 O 10 40	4 O 10 40	3 O 10 30	1 A 9 9	1 O 10 10	1 O 10 10	6 O 10 60			24 239		9.96
SGPI: SEM-I: 6.17 ; SEM-II: 6.20 ; SEM-III: 7.92 ; SEM-IV: 6.06 ; SEM-V: 6.56 ; SEM-VI: 6.86 ; SEM-VII: 7.19 ; CGPI: 7.08												
CREDITS: SEM-I: 27 ; SEM-II: 27 ; SEM-III: 26 ; SEM-IV: 25 ; SEM-V: 27 ; SEM-VI: 25 ; SEM-VII: 26												
MARKS: SEM-I:434/750; SEM-II:447/750; SEM-III:504/725; SEM-IV:397/700; SEM-V:461/750; SEM-VI:451/725; SEM-VII:520/800; TOTAL: 3835/5900 (65.00%)												
10282768 /POOJARI PRIYANKA NARSIMA SAVITHRI												
74	77	74	74	17	23	22	80					
17	19	18	14	20	20	23	44		P			616
91	96	92	88	37	43	45	124					
4 O 10 40	4 O 10 40	4 O 10 40	3 O 10 30	1 B 8 8	1 O 10 10	1 O 10 10	6 O 10 60			24 238		9.92
SGPI: SEM-I: 6.30 ; SEM-II: 6.13 ; SEM-III: 6.15 ; SEM-IV: 5.66 ; SEM-V: 7.67 ; SEM-VI: 6.42 ; SEM-VII: 8.50 ; CGPI: 7.07												
CREDITS: SEM-I: 27 ; SEM-II: 27 ; SEM-III: 26 ; SEM-IV: 25 ; SEM-V: 27 ; SEM-VI: 25 ; SEM-VII: 26												
MARKS: SEM-I:439/750; SEM-II:437/750; SEM-III:425/725; SEM-IV:376/700; SEM-V:516/750; SEM-VI:432/725; SEM-VII:605/800; TOTAL: 3846/5900 (65.19%)												
/- FEMALE, #- 0.229, @- 0.5042/0.5043, *- 0.5045, S- Carried Forward Grade, -- Dyslexia, A/ABS- Absent, F- Fails, P- Passes												
RR- Reserved, RLE- Reserve for Lower Examination, RPV- Provisional, RCC- 0.5050, ADC- Admission Cancelled												
G:Grade, GP:Grade Point, C:Credits, 勝:Sum of Credit Points, 勝G:Sum of Product of Credits & Grades												
SGPI:Semester Grade Performance Index = 勝G/勝, CGPI:Cumulative Grade Performance Index												
% Marks : 80 and Above 75-79.99 70-74.99 60-69.99 50-59.99 45-49.99 40-44.99 Less Than 40												
Grade / Gr. Pt. : O / 10 A / 9 B / 8 C / 7 D / 6 E / 5 P / 4 F / 0												



Principal

 S.I.E.S. GRADUATE SCHOOL OF TECHNOLOGY
 PLOT 1C/1/E, SIR CHANDRASEKHAR SARASWATHY VIDYAPURAM
 SECTOR-4, REEJULI, NAVI MUMBAI - 400 706.

UNIVERSITY OF MUMBAI

OFFICE REGISTER FOR THE B.E. (INFORMATION TECHNOLOGY ENGINEERING) (SEM VIII) (CHOICE BASED) EXAMINATION HELD IN OCTOBER 2020
 COLLEGE/CENTRE NAME: 690: SIES Page No.: 774
 RESULT DATE :- NOVEMBER 17, 2020

SEAT NO	NAME	<Course-I> Th(80/32) In(20/08) Total C G GP C*G	<Course-II> Th(80/32) In(20/08) Total C G GP C*G	<Course-III> Th(80/32) In(20/08) Total C G GP C*G	<Course-IV> Th(80/32) In(20/08) Total C G GP C*G	<Course-V> Tw(25/10) Or(25/10) Total C G GP C*G	<Course-VI> Tw(25/10) Or/Pr(25/10) Total C G GP C*G	<Course-VII> Tw(25/10) Or/Pr(25/10) Total C G GP C*G	<Course-VIII> Tw(25/10) Or(50/20) Total C G GP C*G	<Course-IX> Tw(100/40) Or(50/20) Total C G GP C*G	RESULT	REMARK	TOTAL MARKS OUT OF 750																													
01.	ITC801		BIG DATA ANALYTICS		02. ITC802	INTERNET OF EVERYTHING		03. ITDLO8041	USER INTERACTION DESIGN		ac	acG	SGPI																													
08.	ILO8021		PROJECT MANAGEMENT		17. ITL801	BIG DATA LAB		18. ITL802	INTER. OF EVERYTHING LAB																																	
19.	ITL803		DEVOPS LAB		20. ITL804	R PROGRAMMING LAB		21. ITM805	PROJECT-II																																	
12282296 ACHARYA ADITYA SHASHIKUMAR PREMILA																																										
67	74	70	77	23	22	23	21	89																																		
19	18	18	18	21	24	22	22	43			P			671																												
86	92	88	95	44	46	45	43	132																																		
4	0	10	40	4	0	10	40	4	0	10	40	3	0	10	30	1	0	10	10	1	0	10	10	1	0	10	10	1	0	10	10	8	0	10	80	27	270	10.00				
SGPI: SEM-I: 8.06 ; SEM-II: 8.13 ; SEM-III: 7.42 ; SEM-IV: 7.04 ; SEM-V: 7.31 ; SEM-VI: 7.46 ; SEM-VII: 7.81 ; CGPI: 7.92																																										
CREDITS: SEM-I: 27 ; SEM-II: 27 ; SEM-III: 26 ; SEM-IV: 26 ; SEM-V: 26 ; SEM-VI: 26 ; SEM-VII: 26																																										
MARKS: SEM-I:535/750; SEM-II:547/750; SEM-III:524/750; SEM-IV:493/750; SEM-V:515/750; SEM-VI:511/750; SEM-VII:562/775; TOTAL: 4358/6025 (72.33%)																																										
12282297 AMIN VAIBHAV PURUSHOTTAM ASHA																																										
64	77	64	74	20	20	20	21	80																																		
16	16	12	18	20	16	20	19	30			P		607																													
80	93	76	92	40	36	40	40	110																																		
4	0	10	40	4	0	10	40	4	0	10	40	4	0	10	36	3	0	10	30	1	0	10	10	1	0	10	10	1	0	10	10	1	0	10	10	8	0	10	80	27	248	9.19
SGPI: SEM-I: 4.98 ; SEM-II: 6.11 ; SEM-III: 5.21 ; SEM-IV: 6.14 ; SEM-V: 5.19 ; SEM-VI: 5.52 ; SEM-VII: 6.77 ; CGPI: 6.14																																										
CREDITS: SEM-I: 27 ; SEM-II: 27 ; SEM-III: 28 ; SEM-IV: 28 ; SEM-V: 26 ; SEM-VI: 25 ; SEM-VII: 26																																										
MARKS: SEM-I:370/750; SEM-II:416/750; SEM-III:451/875; SEM-IV:460/825; SEM-V:403/800; SEM-VI:418/750; SEM-VII:470/775; TOTAL: 3595/6275 (57.29%)																																										
12282298 ANANDHU GOPI SINDHU																																										
67	77	70	77	23	22	23	21	89																																		
19	17	17	17	22	18	22	20	43			P		664																													
86	94	87	94	45	40	45	41	132																																		
4	0	10	40	4	0	10	40	4	0	10	40	3	0	10	30	1	0	10	10	1	0	10	10	1	0	10	10	1	0	10	10	8	0	10	80	27	270	10.00				
SGPI: SEM-I: 7.11 ; SEM-II: 8.02 ; SEM-III: 7.23 ; SEM-IV: 6.31 ; SEM-V: 6.35 ; SEM-VI: 6.31 ; SEM-VII: 7.96 ; CGPI: 7.42																																										
CREDITS: SEM-I: 27 ; SEM-II: 27 ; SEM-III: 26 ; SEM-IV: 26 ; SEM-V: 26 ; SEM-VI: 26 ; SEM-VII: 26																																										
MARKS: SEM-I:480/750; SEM-II:547/750; SEM-III:518/750; SEM-IV:460/750; SEM-V:470/750; SEM-VI:456/750; SEM-VII:561/775; TOTAL: 4156/6025 (68.98%)																																										
/- FEMALE, #- 0.229, @- 0.5042/0.5043, *- 0.5045, \$- Carried Forward Grade, -- Dyslexia, A/ABS- Absent, F- Fails, P- Passes																																										
RR- Reserved, RLE- Reserve for Lower Examination, RPV- Provisional, RCC- 0.5050, ADC- Admission Cancelled																																										
G:Grade, GP:Grade Point, C:Credits, ac:Sum of Credit Points, acG:Sum of Product of Credits & Grades																																										
SGPI:Semester Grade Performance Index = acG/ac, CGPI:Cumulative Grade Performance Index																																										
% Marks : 80 and Above 75-79.99 70-74.99 60-69.99 50-59.99 45-49.99 40-44.99 Less Than 40																																										
Grade / Gr. Pt. : 0 / 10 A / 9 B / 8 C / 7 D / 6 E / 5 P / 4 F / 0																																										



[Signature]
 Principal
 SIES GRADUATE SCHOOL OF TECHNOLOGY
 PLOT 10/D/E, SIR CHANDRASEKARENDRA SARASWATHY VIDYAPURAM
 SECTOR-4, NERUL, NAVI MUMBAI - 400 706.

UNIVERSITY OF MUMBAI

OFFICE REGISTER FOR THE B.E. (INFORMATION TECHNOLOGY ENGINEERING) (SEM VIII) (CHOICE BASED) EXAMINATION HELD IN OCTOBER 2020
COLLEGE/CENTRE NAME: 690: SIES

Page No.: 775
RESULT DATE :- NOVEMBER 17, 2020

SEAT NO	NAME	<Course-I>	<Course-II>	<Course-III>	<Course-IV>	<Course-V>	<Course-VI>	<Course-VII>	<Course-VIII>	<Course-IX>	RESULT	REMARK	TOTAL MARKS
		Th(80/32)	Th(80/32)	Th(80/32)	Th(80/32)	Tw(25/10)	Tw(25/10)	Tw(25/10)	Tw(25/10)	Tw(100/40)			OUT OF 750
		In(20/08)	In(20/08)	In(20/08)	In(20/08)	Or(25/10)	Or(25/10)	Or/Pr(25/10)	Or/Pr(25/10)	Or(50/20)			
		Total	Total	Total	Total	Total	Total	Total	Total	Total			
		C G GP C*G	C G GP C*G	C G GP C*G	C G GP C*G	C G GP C*G	C G GP C*G	C G GP C*G	C G GP C*G	C G GP C*G	ãC	ãCG	SGPI
01. ITC801	BIG DATA ANALYTICS												
08. ILO8021	PROJECT MANAGEMENT												
19. ITL803	DEVOPS LAB												
02. ITC802	INTERNET OF EVERYTHING												
17. ITL801	BIG DATA LAB												
20. ITL804	R PROGRAMMING LAB												
03. ITDLO8041	USER INTERACTION DESIGN												
18. ITL802	INTER. OF EVERYTHING LAB												
21. ITM805	PROJECT-II												
12282299 /ARCOT SONALI SURESH SHANTHI													
67	77	70	74	22	22	21	21	93					
18	17	18	20	21	20	22	22	45	P				670
85	94	88	94	43	42	43	43	138					
4 0 10	40 4 0 10	40 4 0 10	40 4 0 10	3 0 10	30 1 0 10	10 1 0 10	10 1 0 10	10 8 0 10	80	27	270	10.00	
SGPI: SEM-I: 8.04 ; SEM-II: 7.50 ; SEM-III: 7.38 ; SEM-IV: 7.92 ; SEM-V: 8.81 ; SEM-VI: 8.73 ; SEM-VII: 8.65 ; CGPI: 8.38													
CREDITS: SEM-I: 27 ; SEM-II: 27 ; SEM-III: 26 ; SEM-IV: 26 ; SEM-V: 26 ; SEM-VI: 26 ; SEM-VII: 26													
MARKS: SEM-I:542/750; SEM-II:491/750; SEM-III:519/750; SEM-IV:535/750; SEM-V:584/750; SEM-VI:572/750; SEM-VII:592/775; TOTAL: 4505/6025 (74.77%)													
12282300 GAUTAM JAY SUDHIR JYOTSNA													
64	77	67	74	19	17	18	19	68					
16	18	14	18	19	16	19	17	41	P				601
80	95	81	92	38	33	37	36	109					
4 0 10	40 4 0 10	40 4 0 10	40 4 0 10	3 0 10	30 1 A 9	9 1 C 7	7 1 B 8	8 1 B 8	8 8 B 8	64	27	246	9.11
SGPI: SEM-I: 5.09 ; SEM-II: 4.74 ; SEM-III: 5.27 ; SEM-IV: 6.81 ; SEM-V: 6.85 ; SEM-VI: 7.04 ; SEM-VII: 7.73 ; CGPI: 6.58													
CREDITS: SEM-I: 27 ; SEM-II: 27 ; SEM-III: 26 ; SEM-IV: 26 ; SEM-V: 26 ; SEM-VI: 26 ; SEM-VII: 26													
MARKS: SEM-I:377/750; SEM-II:358/750; SEM-III:365/750; SEM-IV:469/750; SEM-V:481/750; SEM-VI:480/750; SEM-VII:529/775; TOTAL: 3660/6025 (60.75%)													
12282301 HUNDIWALE AJINKYA PRAFULLA ANITA													
64	74	67	70	21	23	21	21	94					
18	16	17	20	21	20	22	22	47	P				658
82	90	84	90	42	43	43	43	141					
4 0 10	40 4 0 10	40 4 0 10	40 4 0 10	3 0 10	30 1 0 10	10 1 0 10	10 1 0 10	10 8 0 10	80	27	270	10.00	
SGPI: SEM-I: 6.28 ; SEM-II: 7.56 ; SEM-III: 6.12 ; SEM-IV: 6.38 ; SEM-V: 7.12 ; SEM-VI: 6.85 ; SEM-VII: 7.88 ; CGPI: 7.28													
CREDITS: SEM-I: 27 ; SEM-II: 27 ; SEM-III: 26 ; SEM-IV: 26 ; SEM-V: 26 ; SEM-VI: 26 ; SEM-VII: 26													
MARKS: SEM-I:459/750; SEM-II:516/750; SEM-III:456/750; SEM-IV:455/750; SEM-V:497/750; SEM-VI:491/750; SEM-VII:570/775; TOTAL: 4102/6025 (68.08%)													

- FEMALE, #- 0.229, @- 0.5042/0.5043, *- 0.5045, \$- Carried Forward Grade, -- Dyslexia, A/ABS- Absent, F- Fails, P- Passes
RR- Reserved, RLE- Reserve for Lower Examination, RPV- Provisional, RCC- 0.5050, ADC- Admission Cancelled
G:Grade, GP:Grade Point, C:Credits, ãC:Sum of Credit Points, ãCG:Sum of Product of Credits & Grades
SGPI: Semester Grade Performance Index = ãCG/ãC, CGPI:Cumulative Grade Performance Index
% Marks : 80 and Above 75-79.99 70-74.99 60-69.99 50-59.99 45-49.99 40-44.99 Less Than 40
Grade / Gr. Pt. : 0 / 10 A / 9 B / 8 C / 7 D / 6 E / 5 F / 4



[Signature]

Principal
S.I.E.S. GRADUATE SCHOOL OF TECHNOLOGY
PLOT 1C/D/E, SIR CHANDRASEKARACHARI SARASWATHY VIDYAPURAM
SECTOR-V, NERUL, NAVI MUMBAI - 400 706.

UNIVERSITY OF MUMBAI

Page No.: 776

OFFICE REGISTER FOR THE B.E. (INFORMATION TECHNOLOGY ENGINEERING) (SEM VIII) (CHOICE BASED) EXAMINATION HELD IN OCTOBER 2020
COLLEGE/CENTRE NAME: 690: SIES RESULT DATE :- NOVEMBER 17, 2020

SEAT NO	NAME	<Course-I> Th(80/32) In(20/08) Total	<Course-II> Th(80/32) In(20/08) Total	<Course-III> Th(80/32) In(20/08) Total	<Course-IV> Th(80/32) In(20/08) Total	<Course-V> Tw(25/10) Or(25/10) Total	<Course-VI> Tw(25/10) Or(25/10) Total	<Course-VII> Tw(25/10) Or/Pr(25/10) Total	<Course-VIII> Tw(25/10) Or/Pr(25/10) Total	< Course-IX > Tw(100/40) Or(50/20) Total	RESULT	REMARK	TOTAL MARKS OUT OF 750									
C	G	GP	C	G	GP	C	G	GP	C	G	GP	C	G	GP	C	G	GP	C	G	GP	SGPI	
01.	ITC801		BIG DATA ANALYTICS		02.	ITC802		INTERNET OF EVERYTHING		03.	ITDLO8041		USER INTERACTION DESIGN									
08.	ILO8021		PROJECT MANAGEMENT		17.	ITL801		BIG DATA LAB		18.	ITL802		INTER. OF EVERYTHING LAB									
19.	ITL803		DEVOPS LAB		20.	ITL804		R PROGRAMMING LAB		21.	ITM805		PROJECT-II									

12282302 IYER KARTHIK RAMANI LOGANAYAH

67	77	70	77	21	22	22	23	90														
18	19	18	17	21	24	24	24	45					P									679
85	96	88	94	42	46	46	47	135														
4	0	10	4	0	10	4	0	10	4	0	10	4	0	10	8	0	10	80	27	270	10.00	

SGPI: SEM-I: 6.96 ; SEM-II: 7.63 ; SEM-III: 7.42 ; SEM-IV: 6.50 ; SEM-V: 6.69 ; SEM-VI: 6.58 ; SEM-VII: 7.19 ; CGPI: 7.38
CREDITS: SEM-I: 27 ; SEM-II: 27 ; SEM-III: 26 ; SEM-IV: 26 ; SEM-V: 26 ; SEM-VI: 26 ; SEM-VII: 26
MARKS: SEM-I:487/750; SEM-II:502/750; SEM-III:535/750; SEM-IV:475/750; SEM-V:480/750; SEM-VI:474/750; SEM-VII:524/775; TOTAL: 4156/6025 (68.98%)

12282303 IYER VIVEK VENKATASUBRAMANIAN CAVERI

67	77	67	74	21	18	18	19	88														
16	17	16	17	22	23	23	23	45					P									651
83	94	83	91	43	41	41	42	133														
4	0	10	4	0	10	4	0	10	4	0	10	4	0	10	8	0	10	80	27	270	10.00	

SGPI: SEM-I: 6.00 ; SEM-II: 6.20 ; SEM-III: 5.15 ; SEM-IV: 6.38 ; SEM-V: 7.15 ; SEM-VI: 6.88 ; SEM-VII: 7.04 ; CGPI: 6.86
CREDITS: SEM-I: 27 ; SEM-II: 27 ; SEM-III: 26 ; SEM-IV: 26 ; SEM-V: 26 ; SEM-VI: 26 ; SEM-VII: 26
MARKS: SEM-I:421/750; SEM-II:421/750; SEM-III:386/750; SEM-IV:483/750; SEM-V:515/750; SEM-VI:480/750; SEM-VII:501/775; TOTAL: 3858/6025 (64.03%)

12282304 KOKANE YASH AMEET MEGHA

67	77	70	74	21	22	22	22	92														
17	17	16	17	22	21	21	22	45					P									665
84	94	86	91	43	43	43	44	137														
4	0	10	4	0	10	4	0	10	4	0	10	4	0	10	8	0	10	80	27	270	10.00	

(DIPLOMA STUDENT)

SGPI: SEM-III: 8.15 ; SEM-IV: 7.62 ; SEM-V: 7.46 ; SEM-VI: 7.54 ; SEM-VII: 7.50 ; CGPI: 8.06
CREDITS: SEM-III: 26 ; SEM-IV: 26 ; SEM-V: 26 ; SEM-VI: 26 ; SEM-VII: 26
MARKS: SEM-III:562/750; SEM-IV:533/750; SEM-V:533/750; SEM-VI:513/750; SEM-VII:539/775; TOTAL: 3345/4525 (73.92%)

/- FEMALE, #- 0.229, 0- 0.5042/0.5043, *- 0.5045, \$- Carried Forward Grade, -- Dyslexia, A/ABS- Absent, F- Fails, P- Passes
RR- Reserved, RLE- Reserve for Lower Examination, RPV- Provisional, RCC- 0.5050, ADC- Admission Cancelled
G:Grade, GP:Grade Point, C:Credits, aC:Sum of Credit Points, aCG:Sum of Product of Credits & Grades
SGPI:Semester Grade Performance Index = aCG/aC, CGPI:Cumulative Grade Performance Index
% Marks : 80 and Above 75-79.99 70-74.99 60-69.99 50-59.99 45-49.99 40-44.99 Less Than 40
Grade / Gr. Pt. : 0 / 10 A / 9 B / 8 C / 7 D / 6 E / 5 F / 4 F / 0



[Signature]

Principal
S.I.E.S. GRADUATE SCHOOL OF TECHNOLOGY
PLOT 1C/D/E, SH. CHANDRASEKARENDRA SARASWATHY VIDYAPURAM
SECTOR-V, NERUL, NAVI MUMBAI - 400 706.

UNIVERSITY OF MUMBAI

Page No.: 777

OFFICE REGISTER FOR THE B.E. (INFORMATION TECHNOLOGY ENGINEERING) (SEM VIII) (CHOICE BASED) EXAMINATION HELD IN OCTOBER 2020
COLLEGE/CENTRE NAME:690:SIES RESULT DATE :- NOVEMBER 17, 2020

SEAT_NO	NAME	<Course-I> Th (80/32) In (20/08) Total C G GP C*G	<Course-II> Th (80/32) In (20/08) Total C G GP C*G	<Course-III> Th (80/32) In (20/08) Total C G GP C*G	<Course-IV> Th (80/32) In (20/08) Total C G GP C*G	<Course-V> Tw (25/10) Or (25/10) Total C G GP C*G	<Course-VI> Tw (25/10) Or (25/10) Total C G GP C*G	<Course-VII> Tw (25/10) Or/Pr (25/10) Total C G GP C*G	<Course-VIII> Tw (25/10) Or/Pr (25/10) Total C G GP C*G	<Course-IX> Tw (100/40) Or (50/20) Total C G GP C*G	RESULT	REMARK	TOTAL MARKS OUT OF 750																									
01.	ITC801		BIG DATA ANALYTICS		02. ITC802	INTERNET OF EVERYTHING		03. ITDLO8041	USER INTERACTION DESIGN																													
08.	ILO8021		PROJECT MANAGEMENT		17. ITL801	BIG DATA LAB		18. ITL802	INTER. OF EVERYTHING LAB																													
19.	ITL803		DEVOPS LAB		20. ITL804	R PROGRAMMING LAB		21. ITM805	PROJECT-II																													

12282305	KOTIAN AKHIL MOHANDAS SUDHA																																					
67	77	70	77	21	19	21	21	68																														
18	17	19	19	20	19	19	16	38	P				626																									
85	94	89	96	41	38	40	37	106																														
4	0	10	40	4	0	10	40	4	0	10	40	3	0	10	30	1	0	10	10	1	A	9	9	1	0	10	10	1	B	8	8	8	B	8	64	27	251	9.30
SGPI: SEM-I: 6.00 ; SEM-II: 6.89 ; SEM-III: 5.68 ; SEM-IV: 6.39 ; SEM-V: 6.88 ; SEM-VI: 6.54 ; SEM-VII: 7.85 ; CGPI: 6.93																																						
CREDITS: SEM-I: 27 ; SEM-II: 27 ; SEM-III: 28 ; SEM-IV: 28 ; SEM-V: 26 ; SEM-VI: 26 ; SEM-VII: 26																																						
MARKS: SEM-I:432/750; SEM-II:482/750; SEM-III:489/875; SEM-IV:475/825; SEM-V:486/750; SEM-VI:456/750; SEM-VII:538/775; TOTAL: 3984/6225 (64.00%)																																						

12282306	KULKARNI ABHINANDAN HANUMANT VANISHREE																																					
70	77	64	77	22	23	20	20	88																														
19	17	18	20	22	19	18	20	43	P				657																									
89	94	82	97	44	42	38	40	131																														
4	0	10	40	4	0	10	40	4	0	10	40	3	0	10	30	1	0	10	10	1	A	9	9	1	0	10	10	8	0	10	80	27	269	9.96				
(DIPLOMA STUDENT) SGPI: SEM-III: 6.04 ; SEM-IV: 6.08 ; SEM-V: 6.50 ; SEM-VI: 6.50 ; SEM-VII: 7.23 ; CGPI: 7.07																																						
CREDITS: SEM-III: 26 ; SEM-IV: 26 ; SEM-V: 26 ; SEM-VI: 26 ; SEM-VII: 26																																						
MARKS: SEM-III:434/750; SEM-IV:446/750; SEM-V:450/750; SEM-VI:456/750; SEM-VII:504/775; TOTAL: 2947/4525 (65.13%)																																						

12282307	MADDURU SRISAIL HARIHARAN SRILAKSHMI																																					
67	77	74	77	21	20	18	22	78																														
18	17	18	20	21	23	20	19	42	P				652																									
85	94	92	97	42	43	38	41	120																														
4	0	10	40	4	0	10	40	4	0	10	40	3	0	10	30	1	0	10	10	1	A	9	9	1	0	10	10	8	0	10	80	27	269	9.96				
SGPI: SEM-I: 5.61 ; SEM-II: 6.80 ; SEM-III: 6.15 ; SEM-IV: 7.19 ; SEM-V: 6.27 ; SEM-VI: 6.31 ; SEM-VII: 6.77 ; CGPI: 6.89																																						
CREDITS: SEM-I: 27 ; SEM-II: 27 ; SEM-III: 26 ; SEM-IV: 26 ; SEM-V: 26 ; SEM-VI: 26 ; SEM-VII: 26																																						
MARKS: SEM-I:421/750; SEM-II:467/750; SEM-III:442/750; SEM-IV:504/750; SEM-V:449/750; SEM-VI:444/750; SEM-VII:486/775; TOTAL: 3865/6025 (64.15%)																																						

/- FEMALE, #- 0.229, @- 0.5042/0.5043, *- 0.5045, \$- Carried Forward Grade, ~- Dyslexia, A/ABS- Absent, F- Fails, P- Passes																																						
RR- Reserved, RLE- Reserve for Lower Examination, RPV- Provisional, RCC- 0.5050, ADC- Admission Cancelled																																						
G:Grade, GP:Grade Point, C:Credits, aC:Sum of Credit Points, aCG:Sum of Product of Credits & Grades																																						
SGPI:Semester Grade Performance Index = aCG/aC, CGPI:Cumulative Grade Performance Index																																						
% Marks : 80 and Above 75-79.99 70-74.99 60-69.99 50-59.99 45-49.99 40-44.99 Less Than 40																																						
Grade / Gr. Pt. : 0 / 10 A / 9 B / 8 C / 7 D / 6 E / 5 P / 4 F / 0																																						



[Signature]

Principal
S.I.E.S. GRADUATE SCHOOL OF TECHNOLOGY
PLOT 1C/D/E, SIR CHANDRASEKARENDRA SARASWATHY VIDYAPURAM
SECTOR-4, NERUL, NAVI MUMBAI - 400 796.

UNIVERSITY OF MUMBAI

Page No.: 778

OFFICE REGISTER FOR THE B.E. (INFORMATION TECHNOLOGY ENGINEERING) (SEM VIII) (CHOICE BASED) EXAMINATION HELD IN OCTOBER 2020
COLLEGE/CENTRE NAME:690:SIES RESULT DATE :- NOVEMBER 17, 2020

SEAT NO	NAME	<Course-I> Th(80/32) In(20/08) Total C G GP C*G	<Course-II> Th(80/32) In(20/08) Total C G GP C*G	<Course-III> Th(80/32) In(20/08) Total C G GP C*G	<Course-IV> Th(80/32) In(20/08) Total C G GP C*G	<Course-V> Tw(25/10) Or(25/10) Total C G GP C*G	<Course-VI> Tw(25/10) Or(25/10) Total C G GP C*G	<Course-VII> Tw(25/10) Or/Pr(25/10) Total C G GP C*G	<Course-VIII> Tw(25/10) Or/Pr(25/10) Total C G GP C*G	< Course-IX > Tw(100/40) Or(50/20) Total C G GP C*G	RESULT	REMARK	TOTAL MARKS OUT OF 750
01.	ITC801		BIG DATA ANALYTICS		02. ITC802	INTERNET OF EVERYTHING		03. ITDLO8041	USER INTERACTION DESIGN				
08.	ILO8021		PROJECT MANAGEMENT		17. ITL801	BIG DATA LAB		18. ITL802	INTER. OF EVERYTHING LAB				
19.	ITL803		DEVOPS LAB		20. ITL804	R PROGRAMMING LAB		21. ITM805	PROJECT-II				

12282308 MENON SIDDHESH NANDAKUMAR PARVATHI

64	77	70	74	22	22	23	23	93																						
18	16	19	19	23	23	24	23	46	P				679																	
82	93	89	93	45	45	47	46	139																						
4	0	10	40	4	0	10	40	3	0	10	30	1	0	10	10	1	0	10	10	1	0	10	10	1	0	10	80	27	270	10.00

SGPI: SEM-I: 7.26 ; SEM-II: 7.78 ; SEM-III: 8.31 ; SEM-IV: 7.38 ; SEM-V: 7.23 ; SEM-VI: 7.38 ; SEM-VII: 8.27 ; CGPI: 7.96
CREDITS: SEM-I: 27 ; SEM-II: 27 ; SEM-III: 26 ; SEM-IV: 26 ; SEM-V: 26 ; SEM-VI: 26 ; SEM-VII: 26
MARKS: SEM-I:496/750; SEM-II:540/750; SEM-III:574/750; SEM-IV:538/750; SEM-V:524/750; SEM-VI:535/750; SEM-VII:587/775; TOTAL: 4473/6025 (74.24%)

12282309 MUDALIAR KARTHIK CHELLAPPA SUBBULAKSHMI

64	77	70	74	21	21	21	23	90																						
19	18	17	18	22	23	24	22	46	P				670																	
83	95	87	92	43	44	45	45	136																						
4	0	10	40	4	0	10	40	3	0	10	30	1	0	10	10	1	0	10	10	1	0	10	10	1	0	10	80	27	270	10.00

SGPI: SEM-I: 8.67 ; SEM-II: 8.07 ; SEM-III: 9.58 ; SEM-IV: 8.77 ; SEM-V: 9.23 ; SEM-VI: 8.62 ; SEM-VII: 8.85 ; CGPI: 8.97
CREDITS: SEM-I: 27 ; SEM-II: 27 ; SEM-III: 26 ; SEM-IV: 26 ; SEM-V: 26 ; SEM-VI: 26 ; SEM-VII: 26
MARKS: SEM-I:568/750; SEM-II:536/750; SEM-III:599/750; SEM-IV:575/750; SEM-V:599/750; SEM-VI:580/750; SEM-VII:601/775; TOTAL: 4728/6025 (78.47%)

12282310 MUDALIAR SHAKTHI PANNIR LOGANAYAGI

64	74	77	67	23	22	21	22	95																						
20	19	19	17	23	20	22	21	47	P				673																	
84	93	96	84	46	42	43	43	142																						
4	0	10	40	4	0	10	40	3	0	10	30	1	0	10	10	1	0	10	10	1	0	10	10	1	0	10	80	27	270	10.00

SGPI: SEM-I: 8.93 ; SEM-II: 8.63 ; SEM-III: 8.77 ; SEM-IV: 8.85 ; SEM-V: 8.54 ; SEM-VI: 8.58 ; SEM-VII: 9.23 ; CGPI: 8.94
CREDITS: SEM-I: 27 ; SEM-II: 27 ; SEM-III: 26 ; SEM-IV: 26 ; SEM-V: 26 ; SEM-VI: 26 ; SEM-VII: 26
MARKS: SEM-I:599/750; SEM-II:593/750; SEM-III:573/750; SEM-IV:580/750; SEM-V:576/750; SEM-VI:585/750; SEM-VII:615/775; TOTAL: 4794/6025 (79.57%)

/- FEMALE, #- 0.229, @- 0.5042/0.5043, *- 0.5045, \$- Carried Forward Grade, -- Dyslexia, A/ABS- Absent, F- Fails, P- Passes
RR- Reserved, RLE- Reserve for Lower Examination, RPV- Provisional, RCC- 0.5050, ADC- Admission Cancelled
G:Grade, GP:Grade Point, C:Credits, ãC:Sum of Credit Points, ãCG:Sum of Product of Credits & Grades
SGPI:Semester Grade Performance Index = ãCG/ãC, CGPI:Cumulative Grade Performance Index
% Marks : 80 and Above 75-79.99 70-74.99 60-69.99 50-59.99 45-49.99 40-44.99 Less Than 40
Grade / Gr. Pt. : O / 10 A / 9 B / 8 C / 7 D / 6 E / 5 F / 4 F / 0



[Signature]

Principal
S.I.E.S. GRADUATE SCHOOL OF TECHNOLOGY
PLOT 1C/D/E, SIR CHANDRASEKARENDRA SARASWATHY VIDYAPURAM
SECTOR-4, NERUL, NAVI MUMBAI - 400 705.

UNIVERSITY OF MUMBAI

Page No.: 779

OFFICE REGISTER FOR THE B.E. (INFORMATION TECHNOLOGY ENGINEERING) (SEM VIII) (CHOICE BASED) EXAMINATION HELD IN OCTOBER 2020
COLLEGE/CENTRE NAME:690:SIES RESULT DATE :- NOVEMBER 17, 2020

SEAT_NO	NAME	<Course-I>	<Course-II>	<Course-III>	<Course-IV>	<Course-V>	<Course-VI>	<Course-VII>	<Course-VIII>	<Course-IX>	RESULT	REMARK	TOTAL MARKS
		Th(80/32)	Th(80/32)	Th(80/32)	Th(80/32)	Tw(25/10)	Tw(25/10)	Tw(25/10)	Tw(25/10)	Tw(100/40)			OUT OF 750
		In(20/08)	In(20/08)	In(20/08)	In(20/08)	Or(25/10)	Or(25/10)	Or/Pr(25/10)	Or/Pr(25/10)	Or(50/20)			
		Total	Total	Total	Total	Total	Total	Total	Total	Total			
		C G GP C*G	C G GP C*G	C G GP C*G	C G GP C*G	C G GP C*G	C G GP C*G	C G GP C*G	C G GP C*G	C G GP C*G	ãC	ãCG	SGPI
01.	ITC801	BIG DATA ANALYTICS			02.	ITC802	INTERNET OF EVERYTHING			03.	ITDLO8041	USER INTERACTION DESIGN	
08.	ILO8021	PROJECT MANAGEMENT			17.	ITL801	BIG DATA LAB			18.	ITL802	INTER. OF EVERYTHING LAB	
19.	ITL803	DEVOPS LAB			20.	ITL804	R PROGRAMMING LAB			21.	ITM805	PROJECT-II	

12282311 MUJUMDAR SHREYAS VIVEK SANGITA

61	74	67	70	21	23	22	21	92																														
18	17	18	19	21	20	20	23	45	P				652																									
79	91	85	89	42	43	42	44	137																														
4	A	9	36	4	0	10	40	4	0	10	40	3	0	10	30	1	0	10	10	1	0	10	10	1	0	10	10	1	0	10	10	8	0	10	80	27	266	9.85
SGPI: SEM-I: 6.17 ; SEM-II: 6.22 ; SEM-III: 6.62 ; SEM-IV: 6.73 ; SEM-V: 7.73 ; SEM-VI: 7.69 ; SEM-VII: 8.00 ; CGPI: 7.38																																						
CREDITS: SEM-I: 27 ; SEM-II: 27 ; SEM-III: 26 ; SEM-IV: 26 ; SEM-V: 26 ; SEM-VI: 26 ; SEM-VII: 26																																						
MARKS: SEM-I:444/750; SEM-II:439/750; SEM-III:467/750; SEM-IV:471/750; SEM-V:525/750; SEM-VI:523/750; SEM-VII:561/775; TOTAL: 4082/6025 (67.75%)																																						

12282312 /NADAR PRINCY STELLA JOHN ANNE SELIN

64	77	70	74	22	23	21	21	84																														
19	18	18	18	21	22	21	20	43	P				656																									
83	95	88	92	43	45	42	41	127																														
4	0	10	40	4	0	10	40	4	0	10	40	3	0	10	30	1	0	10	10	1	0	10	10	1	0	10	10	1	0	10	10	8	0	10	80	27	270	10.00
SGPI: SEM-I: 7.04 ; SEM-II: 6.57 ; SEM-III: 6.65 ; SEM-IV: 6.41 ; SEM-V: 6.08 ; SEM-VI: 6.98 ; SEM-VII: 7.46 ; CGPI: 7.16																																						
CREDITS: SEM-I: 27 ; SEM-II: 27 ; SEM-III: 26 ; SEM-IV: 26 ; SEM-V: 26 ; SEM-VI: 26 ; SEM-VII: 26																																						
MARKS: SEM-I:483/750; SEM-II:456/750; SEM-III:480/750; SEM-IV:446/750; SEM-V:430/750; SEM-VI:485/750; SEM-VII:528/775; TOTAL: 3964/6025 (65.79%)																																						

12282313 NADAR SABESTIN KUMAR DHAS PREMALATHA

67	74	77	67	21	20	22	22	88																														
18	18	17	17	20	21	21	20	44	P				654																									
85	92	94	84	41	41	43	42	132																														
4	0	10	40	4	0	10	40	4	0	10	40	3	0	10	30	1	0	10	10	1	0	10	10	1	0	10	10	1	0	10	10	8	0	10	80	27	270	10.00
SGPI: SEM-I: 6.15 ; SEM-II: 6.50 ; SEM-III: 6.38 ; SEM-IV: 6.48 ; SEM-V: 7.08 ; SEM-VI: 6.64 ; SEM-VII: 7.46 ; CGPI: 7.09																																						
CREDITS: SEM-I: 27 ; SEM-II: 27 ; SEM-III: 26 ; SEM-IV: 26 ; SEM-V: 26 ; SEM-VI: 26 ; SEM-VII: 26																																						
MARKS: SEM-I:432/750; SEM-II:460/750; SEM-III:464/750; SEM-IV:461/750; SEM-V:487/750; SEM-VI:455/750; SEM-VII:514/775; TOTAL: 3927/6025 (65.18%)																																						

/- FEMALE, #- 0.229, @- 0.5042/0.5043, *- 0.5045, \$- Carried Forward Grade, -- Dyslexia, A/ABS- Absent, F- Fails, P- Passes
RR- Reserved, RLE- Reserve for Lower Examination, RPV- Provisional, RCC- 0.5050, ADC- Admission Cancelled
G:Grade, GP:Grade Point, C:Credits, ãC:Sum of Credit Points, ãCG:Sum of Product of Credits & Grades
SGPI:Semester Grade Performance Index = ãCG/ãC, CGPI:Cumulative Grade Performance Index
% Marks : 80 and Above 75-79.99 70-74.99 60-69.99 50-59.99 45-49.99 40-44.99 Less Than 40
Grade / Gr. Pt. : O / 10 A / 9 B / 8 C / 7 D / 6 E / 5 P / 4 F / 0



[Signature]

Principal

S.I.E.S. GRADUATE SCHOOL OF TECHNOLOGY
PLOT 1C/D/E, SIR CHANDRASEKARENDRA SARASWATHY VIDYAPURAM
SECTOR-V, NERUL, NAVI MUMBAI - 400 706.

SEAT NO	NAME	<Course-I>	<Course-II>	<Course-III>	<Course-IV>	<Course-V>	<Course-VI>	<Course-VII>	<Course-VIII>	<Course-IX>	TOTAL MARKS
		Th(80/32)	Th(80/32)	Th(80/32)	Th(80/32)	Tw(25/10)	Tw(25/10)	Tw(25/10)	Tw(25/10)	Tw(100/40)	
		In(20/08)	In(20/08)	In(20/08)	In(20/08)	Or(25/10)	Or(25/10)	Or/Pr(25/10)	Or(50/20)	RESULT REMARK	OUT OF 750
		Total	Total	Total	Total	Total	Total	Total	Total		
		C G GP C*G	C G GP C*G	C G GP C*G	C G GP C*G	C G GP C*G	C G GP C*G	C G GP C*G	C G GP C*G	ãC ãCG SGPI	
01. ITC801	BIG DATA ANALYTICS										
08. ILO8021	PROJECT MANAGEMENT										
19. ITL803	DEVOPS LAB										
02. ITC802	INTERNET OF EVERYTHING										
17. ITL801	BIG DATA LAB										
20. ITL804	R PROGRAMMING LAB										
03. ITDLO8041	USER INTERACTION DESIGN										
18. ITL802	INTER. OF EVERYTHING LAB										
21. ITM805	PROJECT-II										
12282314	NAIR AKHIL RAJENDRAN SUDHA										
67	77	74	74	23	22	23	23	95			
18	19	16	16	24	24	24	23	48	P		690
85	96	90	90	47	46	47	46	143			
4	0	10	4	0	10	4	0	10	4	0	10
3	0	10	3	0	10	3	0	10	3	0	10
1	0	10	1	0	10	1	0	10	1	0	10
1	0	10	1	0	10	1	0	10	1	0	10
8	0	10	8	0	10	8	0	10	8	0	10
27	270	10.00									
SGPI: SEM-I: 6.93 ; SEM-II: 7.76 ; SEM-III: 7.46 ; SEM-IV: 6.62 ; SEM-V: 7.38 ; SEM-VI: 7.38 ; SEM-VII: 7.65 ; CGPI: 7.66 @0.09											
CREDITS: SEM-I: 27 ; SEM-II: 27 ; SEM-III: 26 ; SEM-IV: 26 ; SEM-V: 26 ; SEM-VI: 26 ; SEM-VII: 26											
MARKS: SEM-I:475/750; SEM-II:527/750; SEM-III:525/750; SEM-IV:456/750; SEM-V:532/750; SEM-VI:533/750; SEM-VII:576/775; TOTAL: 4314/6025 (71.60%)											
12282315	PANDIT ROHIT PRAVIN PRACHI										
64	77	70	74	21	21	21	20	93			
20	18	19	19	20	22	21	18	46	P		664
84	95	89	93	41	43	42	38	139			
4	0	10	4	0	10	4	0	10	4	0	10
3	0	10	3	0	10	3	0	10	3	0	10
1	0	10	1	0	10	1	0	10	1	0	10
1	A	9	9	8	0	10	8	0	10	8	0
27	269	9.96									
SGPI: SEM-I: 6.93 ; SEM-II: 7.81 ; SEM-III: 8.27 ; SEM-IV: 7.04 ; SEM-V: 8.58 ; SEM-VI: 8.00 ; SEM-VII: 8.19 ; CGPI: 8.10											
CREDITS: SEM-I: 27 ; SEM-II: 27 ; SEM-III: 26 ; SEM-IV: 26 ; SEM-V: 26 ; SEM-VI: 26 ; SEM-VII: 26											
MARKS: SEM-I:485/750; SEM-II:527/750; SEM-III:546/750; SEM-IV:482/750; SEM-V:559/750; SEM-VI:539/750; SEM-VII:574/775; TOTAL: 4376/6025 (72.63%)											
12282316	PATIL KETAN KAILASH KAVITA										
61	77	64	74	21	20	21	21	80			
19	19	14	20	20	21	18	19	39	P		628
80	96	78	94	41	41	39	40	119			
4	0	10	4	0	10	4	0	10	4	0	10
4	A	9	36	3	0	10	3	0	10	3	0
1	0	10	1	0	10	1	0	10	1	0	10
1	A	9	9	1	0	10	1	0	10	1	0
8	A	9	72	27	257	9.52					
SGPI: SEM-I: 6.11 ; SEM-II: 7.00 ; SEM-III: 5.54 ; SEM-IV: 6.12 ; SEM-V: 6.38 ; SEM-VI: 7.00 ; SEM-VII: 7.69 ; CGPI: 6.93											
CREDITS: SEM-I: 27 ; SEM-II: 27 ; SEM-III: 26 ; SEM-IV: 26 ; SEM-V: 26 ; SEM-VI: 26 ; SEM-VII: 26											
MARKS: SEM-I:437/750; SEM-II:475/750; SEM-III:394/750; SEM-IV:429/750; SEM-V:448/750; SEM-VI:480/750; SEM-VII:521/775; TOTAL: 3812/6025 (63.27%)											
/- FEMALE, #- 0.229, @- 0.5042/0.5043, *- 0.5045, \$- Carried Forward Grade, -- Dyslexia, A/ABS- Absent, F- Fails, P- Passes											
RR- Reserved, RLE- Reserve for Lower Examination, RPV- Provisional, RCC- 0.5050, ADC- Admission Cancelled											
G:Grade, GP:Grade Point, C:Credits, ãC:Sum of Credit Points, ãCG:Sum of Product of Credits & Grades											
SGPI:Semester Grade Performance Index = ãCG/ãC, CGPI:Cumulative Grade Performance Index											
% Marks : 80 and Above 75-79.99 70-74.99 60-69.99 50-59.99 45-49.99 40-44.99 Less Than 40											
Grade / Gr. Pt. : 0 / 10 A / 9 B / 8 C / 7 D / 6 E / 5 F / 4 F / 0											



[Signature]

Principal

S.I.E.S. GRADUATE SCHOOL OF TECHNOLOGY
PLOT 1C/D/E, SIR CHANDRASEKARENDRA SARASWATHY VIDYAPURAM
SECTOR-V, NERUL, MUMBAI - 400 705.

UNIVERSITY OF MUMBAI

Page No.: 781

OFFICE REGISTER FOR THE B.E. (INFORMATION TECHNOLOGY ENGINEERING) (SEM VIII) (CHOICE BASED) EXAMINATION HELD IN OCTOBER 2020
COLLEGE/CENTRE NAME:690:SIES RESULT DATE :- NOVEMBER 17, 2020

SEAT NO	NAME	<Course-I> Th(80/32) In(20/08) Total C G GP C*G	<Course-II> Th(80/32) In(20/08) Total C G GP C*G	<Course-III> Th(80/32) In(20/08) Total C G GP C*G	<Course-IV> Th(80/32) In(20/08) Total C G GP C*G	<Course-V> Tw(25/10) Or(25/10) Total C G GP C*G	<Course-VI> Tw(25/10) Or(25/10) Total C G GP C*G	<Course-VII> Tw(25/10) Or/Pr(25/10) Total C G GP C*G	<Course-VIII> Tw(25/10) Or(50/20) Total C G GP C*G	<Course-IX> Tw(100/40) Or(50/20) Total C G GP C*G	RESULT REMARK	TOTAL MARKS OUT OF 750
01.	ITC801		BIG DATA ANALYTICS		02. ITC802	INTERNET OF EVERYTHING		03. ITDLO8041	USER INTERACTION DESIGN			
08.	ILO8021		PROJECT MANAGEMENT		17. ITL801	BIG DATA LAB		18. ITL802	INTER. OF EVERYTHING LAB			
19.	ITL803		DEVOPS LAB		20. ITL804	R PROGRAMMING LAB		21. ITM805	PROJECT-II			

12282317 /RAJ STEFY S SHAILAJA

67	77	64	74	21	22	21	21	88												
17	19	17	19	21	22	18	22	42	P		652									
84	96	81	93	42	44	39	43	130												
4	0	10	4	0	10	4	0	10	4	0	10	8	0	10	8	0	10	27	269	9.96
(DIPLOMA STUDENT)													SGPI: SEM-III: 6.04 ; SEM-IV: 7.54 ; SEM-V: 6.65 ; SEM-VI: 7.15 ; SEM-VII: 7.58 ; CGPI: 7.50							
													CREDITS: SEM-III: 26 ; SEM-IV: 26 ; SEM-V: 26 ; SEM-VI: 26 ; SEM-VII: 26							
													MARKS: SEM-III:431/750; SEM-IV:501/750; SEM-V:473/750; SEM-VI:496/750; SEM-VII:534/775; TOTAL: 3087/4525 (68.22%)							

12282318 /SAINI RANDEEP KAUR AMARJEET KAUR

70	77	64	74	22	23	21	21	88												
18	19	18	20	20	23	21	20	42	P		661									
88	96	82	94	42	46	42	41	130												
4	0	10	4	0	10	4	0	10	4	0	10	8	0	10	8	0	10	27	270	10.00
(DIPLOMA STUDENT)													SGPI: SEM-III: 6.00 ; SEM-IV: 6.31 ; SEM-V: 6.54 ; SEM-VI: 6.85 ; SEM-VII: 7.73 ; CGPI: 7.26							
													CREDITS: SEM-III: 26 ; SEM-IV: 26 ; SEM-V: 26 ; SEM-VI: 26 ; SEM-VII: 26							
													MARKS: SEM-III:433/750; SEM-IV:452/750; SEM-V:462/750; SEM-VI:464/750; SEM-VII:538/775; TOTAL: 3010/4525 (66.52%)							

12282319 SHANKAR KARTHIK LALITHA

61	77	67	74	22	22	22	23	88													
15	18	18	17	21	22	20	23	45	P		655										
76	95	85	91	43	44	42	46	133													
4	A	9	36	4	0	10	4	0	10	4	0	10	8	0	10	8	0	10	27	266	9.85
SGPI: SEM-I: 6.70 ; SEM-II: 6.57 ; SEM-III: 6.58 ; SEM-IV: 6.77 ; SEM-V: 6.81 ; SEM-VI: 6.77 ; SEM-VII: 6.92 ; CGPI: 7.13																					
CREDITS: SEM-I: 27 ; SEM-II: 27 ; SEM-III: 26 ; SEM-IV: 26 ; SEM-V: 26 ; SEM-VI: 26 ; SEM-VII: 26																					
MARKS: SEM-I:477/750; SEM-II:464/750; SEM-III:474/750; SEM-IV:486/750; SEM-V:485/750; SEM-VI:486/750; SEM-VII:497/775; TOTAL: 4024/6025 (66.79%)																					

/- FEMALE, #- 0.229, @- 0.5042/0.5043, *- 0.5045, \$- Carried Forward Grade, -- Dyslexia, A/ABS- Absent, F- Fails, P- Passes
RR- Reserved, RLE- Reserve for Lower Examination, RPV- Provisional, RCC- 0.5050, ADC- Admission Cancelled

G:Grade, GP:Grade Point, C:Credits, aC:Sum of Credit Points, aCG:Sum of Product of Credits & Grades

SGPI:Semester Grade Performance Index = aCG/aC, CGPI:Cumulative Grade Performance Index

% Marks : 80 and Above 75-79.99 70-74.99 60-69.99 50-59.99 45-49.99 40-44.99 Less Than 40

Grade / Gr. Pt. : 0 / 10 A / 9 B / 8 C / 7 D / 6 E / 5 F / 4 F / 0



Principal
S.I.E.S. GRADUATE SCHOOL OF TECHNOLOGY
PLOT 1C/D/E, SIR CHANDRASEKARENDRA SARASWATY VIDYAPURAM
SECTOR-4, NERUL, NAVI MUMBAI - 400 705.

UNIVERSITY OF MUMBAI

Page No.: 782

OFFICE REGISTER FOR THE B.E. (INFORMATION TECHNOLOGY ENGINEERING) (SEM VIII) (CHOICE BASED) EXAMINATION HELD IN OCTOBER 2020
COLLEGE/CENTRE NAME:690:SIES RESULT DATE :- NOVEMBER 17, 2020

SEAT_NO	NAME	<Course-I> Th(80/32) In(20/08) Total C G GP C*G	<Course-II> Th(80/32) In(20/08) Total C G GP C*G	<Course-III> Th(80/32) In(20/08) Total C G GP C*G	<Course-IV> Th(80/32) In(20/08) Total C G GP C*G	<Course-V> Tw(25/10) Or(25/10) Total C G GP C*G	<Course-VI> Tw(25/10) Or(25/10) Total C G GP C*G	<Course-VII> Tw(25/10) Or/Pr(25/10) Total C G GP C*G	<Course-VIII> Tw(25/10) Or/Pr(25/10) Total C G GP C*G	<Course-IX> Tw(100/40) Or(50/20) Total C G GP C*G	RESULT	REMARK	TOTAL MARKS OUT OF 750
01.	ITC801		BIG DATA ANALYTICS			02.	ITC802	INTERNET OF EVERYTHING		03.	ITDLO8041	USER INTERACTION DESIGN	
08.	ILO8021		PROJECT MANAGEMENT			17.	ITL801	BIG DATA LAB		18.	ITL802	INTER. OF EVERYTHING LAB	
19.	ITL803		DEVOPS LAB			20.	ITL804	R PROGRAMMING LAB		21.	ITM805	PROJECT-II	

12282320 /YADAV ANSHU KUMARI NUTAN

70	77	64	74	22	22	21	21	88																						
19	19	18	19	21	23	18	20	42	P				658																	
89	96	82	93	43	45	39	41	130																						
4	0	10	40	4	0	10	40	3	0	10	30	1	0	10	10	1	A	9	9	1	0	10	10	8	0	10	80	27	269	9.96

(DIPLOMA STUDENT)

SGPI: SEM-III: 6.38 ; SEM-IV: 6.31 ; SEM-V: 6.27 ; SEM-VI: 6.19 ; SEM-VII: 8.42 ; CGPI: 7.27
CREDITS: SEM-III: 26 ; SEM-IV: 26 ; SEM-V: 26 ; SEM-VI: 26 ; SEM-VII: 26
MARKS: SEM-III:442/750; SEM-IV:457/750; SEM-V:452/750; SEM-VI:448/750; SEM-VII:581/775; TOTAL: 3038/4525 (67.14%)

01.	ITC801	BIG DATA ANALYTICS	02.	ITC802	INTERNET OF EVERYTHING	03.	ITDLO8041	USER INTERACTION DESIGN
09.	ILO8022	FINANCE MANAGEMENT	17.	ITL801	BIG DATA LAB	18.	ITL802	INTER. OF EVERYTHING LAB
19.	ITL803	DEVOPS LAB	20.	ITL804	R PROGRAMMING LAB	21.	ITM805	PROJECT-II

12282321 IYER KARTHIKEYAN MUTHUSUBRAMANIAN KAMAKSHI

64	74	70	74	22	20	20	20	88																						
18	16	18	13	21	22	21	22	44	P			647																		
82	90	88	87	43	42	41	42	132																						
4	0	10	40	4	0	10	40	3	0	10	30	1	0	10	10	1	0	10	10	1	0	10	10	8	0	10	80	27	270	10.00

SGPI: SEM-I: 5.43 ; SEM-II: 6.06 ; SEM-III: 6.27 ; SEM-IV: 6.69 ; SEM-V: 7.15 ; SEM-VI: 7.42 ; SEM-VII: 7.38 ; CGPI: 7.05
CREDITS: SEM-I: 27 ; SEM-II: 27 ; SEM-III: 26 ; SEM-IV: 26 ; SEM-V: 26 ; SEM-VI: 26 ; SEM-VII: 26
MARKS: SEM-I:398/750; SEM-II:428/750; SEM-III:456/750; SEM-IV:463/750; SEM-V:508/750; SEM-VI:526/750; SEM-VII:523/775; TOTAL: 3949/6025 (65.54%)

12282322 KUCHERIYA ROHAN MANOJ KALPANA

67	77	70	74	18	17	17	18	73																										
14	17	18	12	18	21	18	22	41	P	RLE		612																						
81	94	88	86	36	38	35	40	114																										
4	0	10	40	4	0	10	40	3	0	10	30	1	B	8	8	1	A	9	9	1	B	8	8	1	0	10	10	8	A	9	72	27	257	9.52

SGPI: SEM-I: 5.26 ; SEM-II: 5.26 ; SEM-III: 4.85 ; SEM-IV: 4.92 ; SEM-V: -- ; SEM-VI: -- ; SEM-VII: 5.88 ; CGPI: --
CREDITS: SEM-I: 27 ; SEM-II: 27 ; SEM-III: 26 ; SEM-IV: 26 ; SEM-V: -- ; SEM-VI: -- ; SEM-VII: 26
MARKS: SEM-I:389/750; SEM-II:368/750; SEM-III:363/750; SEM-IV:384/750; SEM-V: -- ; SEM-VI: -- ; SEM-VII:431/775; TOTAL: --

/- FEMALE, #- 0.229, e- 0.5042/0.5043, *- 0.5045, \$- Carried Forward Grade, ~- Dyslexia, A/ABS- Absent, F- Fails, P- Passes

RR- Reserved, RLE- Reserve for Lower Examination, RPV- Provisional, RCC- 0.5050, ADC- Admission Cancelled
G:Grade, GP:Grade Point, C:Credits, aC:Sum of Credit Points, aCG:Sum of Product of Credits & Grades

SGPI:Semester Grade Performance Index = aCG/aC, CGPI:Cumulative Grade Performance Index
% Marks : 80 and Above 75-79.99 70-74.99 60-69.99 50-59.99 45-49.99 40-44.99 Less Than 40
Grade / Gr. Pt. : 0 / 10 A / 9 B / 8 C / 7 D / 6 E / 5 P / 4 F / 0



[Signature]

Principal
S.I.E.S. GRADUATE SCHOOL OF TECHNOLOGY
PLOT 1C/D/E, SIR CHANDRASEKARENDRA SARASWATHY VIDYAPURAM
SECTOR-4, NERUL, MUMBAI - 400 706.

UNIVERSITY OF MUMBAI

Page No.: 784

OFFICE REGISTER FOR THE B.E. (INFORMATION TECHNOLOGY ENGINEERING) (SEM VIII) (CHOICE BASED) EXAMINATION HELD IN OCTOBER 2020
COLLEGE/CENTRE NAME:690:SIES RESULT DATE :- NOVEMBER 17, 2020

SEAT NO	NAME	<Course-I>	<Course-II>	<Course-III>	<Course-IV>	<Course-V>	<Course-VI>	<Course-VII>	<Course-VIII>	<Course-IX>	TOTAL MARKS
		Th(80/32)	Th(80/32)	Th(80/32)	Th(80/32)	Tw(25/10)	Tw(25/10)	Tw(25/10)	Tw(25/10)	Tw(100/40)	OUT OF 750
		In(20/08)	In(20/08)	In(20/08)	In(20/08)	Or(25/10)	Or(25/10)	Or/Pr(25/10)	Or/Pr(25/10)	Or(50/20)	RESULT REMARK
		Total	Total	Total	Total	Total	Total	Total	Total	Total	ac
		C G GP C*G	C G GP C*G	C G GP C*G	C G GP C*G	C G GP C*G	C G GP C*G	C G GP C*G	C G GP C*G	C G GP C*G	ac
		C G GP C*G	C G GP C*G	C G GP C*G	C G GP C*G	C G GP C*G	C G GP C*G	C G GP C*G	C G GP C*G	C G GP C*G	ac
01.	ITC801										
15.	ILO8028										
19.	ITL803										

12282326	ASHTAPUTRE PRANAV MADHAV NAYANA										
64	70	70	80	21	20	21	21	89			
16	18	15	19	21	22	21	19	43	P		650
80	88	85	99	42	42	42	40	132			
4	0	10	40	4	0	10	40	4	0	10	40
3	0	10	30	1	0	10	10	1	0	10	10
1	0	10	10	1	0	10	10	1	0	10	10
8	0	10	80	27	270	10.00					
SGPI: SEM-I: 6.63 ; SEM-II: 7.20 ; SEM-III: 6.00 ; SEM-IV: 6.88 ; SEM-V: 6.73 ; SEM-VI: 6.35 ; SEM-VII: 7.23 ; CGPI: 7.14											
CREDITS: SEM-I: 27 ; SEM-II: 27 ; SEM-III: 26 ; SEM-IV: 26 ; SEM-V: 26 ; SEM-VI: 26 ; SEM-VII: 26											
MARKS: SEM-I:471/750; SEM-II:494/750; SEM-III:430/750; SEM-IV:488/750; SEM-V:485/750; SEM-VI:467/750; SEM-VII:499/775; TOTAL: 3984/6025 (66.12%)											

12282327	MOJLY SHWETA SUNDAR GEETA										
67	74	70	77	22	23	22	22	84			
20	17	19	20	22	22	22	20	41	P		664
87	91	89	97	44	45	44	42	125			
4	0	10	40	4	0	10	40	4	0	10	40
3	0	10	30	1	0	10	10	1	0	10	10
1	0	10	10	1	0	10	10	1	0	10	10
8	0	10	80	27	270	10.00					
SGPI: SEM-I: 7.52 ; SEM-II: 7.63 ; SEM-III: 7.85 ; SEM-IV: 7.46 ; SEM-V: 7.54 ; SEM-VI: 9.04 ; SEM-VII: 8.85 ; CGPI: 8.24											
CREDITS: SEM-I: 27 ; SEM-II: 27 ; SEM-III: 26 ; SEM-IV: 26 ; SEM-V: 26 ; SEM-VI: 26 ; SEM-VII: 26											
MARKS: SEM-I:519/750; SEM-II:502/750; SEM-III:527/750; SEM-IV:517/750; SEM-V:521/750; SEM-VI:596/750; SEM-VII:608/775; TOTAL: 4454/6025 (73.93%)											

12282328	NAWALE ASHUTOSH ASHOK SHUBHANGI										
67	70	64	77	21	22	22	21	93			
19	19	18	19	20	21	21	22	45	P		661
86	89	82	96	41	43	43	43	138			
4	0	10	40	4	0	10	40	4	0	10	40
3	0	10	30	1	0	10	10	1	0	10	10
1	0	10	10	1	0	10	10	1	0	10	10
8	0	10	80	27	270	10.00					
SGPI: SEM-I: 7.96 ; SEM-II: 8.04 ; SEM-III: 7.81 ; SEM-IV: 7.92 ; SEM-V: 8.54 ; SEM-VI: 8.38 ; SEM-VII: 8.42 ; CGPI: 8.39											
CREDITS: SEM-I: 27 ; SEM-II: 27 ; SEM-III: 26 ; SEM-IV: 26 ; SEM-V: 26 ; SEM-VI: 26 ; SEM-VII: 26											
MARKS: SEM-I:518/750; SEM-II:548/750; SEM-III:528/750; SEM-IV:531/750; SEM-V:574/750; SEM-VI:569/750; SEM-VII:590/775; TOTAL: 4519/6025 (75.00%)											

/- FEMALE, #- 0.229, 0- 0.5042/0.5043, *- 0.5045, \$- Carried Forward Grade, -- Dyslexia, A/ABS- Absent, F- Fails, P- Passes											
RR- Reserved, RLE- Reserve for Lower Examination, RPV- Provisional, RCC- 0.5050, ADC- Admission Cancelled											
G:Grade, GP:Grade Point, C:Credits, ac:Sum of Credit Points, acG:Sum of Product of Credits & Grades											
SGPI:Semester Grade Performance Index = acG/ac, CGPI:Cumulative Grade Performance Index											
% Marks : 80 and Above 75-79.99 70-74.99 60-69.99 50-59.99 45-49.99 40-44.99 Less Than 40											
Grade / Gr. Pt. : 0 / 10 A / 9 B / 8 C / 7 D / 6 E / 5 P / 4 F / 0											



Principal
S.I.E.S. GRADUATE SCHOOL OF TECHNOLOGY
PLOT 1C/D/E, SIR CHANDRASEKARENDRA SARASWATHY VIDYAPURAM
SECTOR-V, NERUL, NAVI MUMBAI - 400 706.

SEAT NO	NAME	<Course-I> Th(80/32) In(20/08) Total C G GP C*G	<Course-II> Th(80/32) In(20/08) Total C G GP C*G	<Course-III> Th(80/32) In(20/08) Total C G GP C*G	<Course-IV> Th(80/32) In(20/08) Total C G GP C*G	<Course-V> Tw(25/10) Or(25/10) Total C G GP C*G	<Course-VI> Tw(25/10) Or(25/10) Total C G GP C*G	<Course-VII> Tw(25/10) Or/Pr(25/10) Total C G GP C*G	<Course-VIII> Tw(25/10) Or/Pr(25/10) Total C G GP C*G	<Course-IX> Tw(100/40) Or(50/20) Total C G GP C*G	RESULT	REMARK	TOTAL MARKS OUT OF 750
01. ITC801	BIG DATA ANALYTICS												
15. ILO8028	DIGITAL BUSINESS MGMT.												
19. ITL803	DEVOPS LAB												
02. ITC802	INTERNET OF EVERYTHING												
17. ITL801	BIG DATA LAB												
20. ITL804	R PROGRAMMING LAB												
03. ITDLO8041	USER INTERACTION DESIGN												
18. ITL802	INTER. OF EVERYTHING LAB												
21. ITM805	PROJECT-II												
12282329 /PATIL SHREYA DWARKANATH SUGANDHA													
64	77	67	80	20	19	22	20	80					
20	16	17	18	19	16	20	19	30	P			624	
84	93	84	98	39	35	42	39	110					
4 O 10 40	4 O 10 40	4 O 10 40	3 O 10 30	1 A 9 9	1 B 8 8	1 O 10 10	1 A 9 9	8 B 8 64	27	250	9.26		
(DIPLOMA STUDENT)													
SGPI: SEM-III: 5.96 ; SEM-IV: 6.25 ; SEM-V: 6.88 ; SEM-VI: 6.76 ; SEM-VII: 6.88 ; CGPI: 6.99													
CREDITS: SEM-III: 28 ; SEM-IV: 28 ; SEM-V: 26 ; SEM-VI: 25 ; SEM-VII: 26													
MARKS: SEM-III:498/875; SEM-IV:484/825; SEM-V:507/800; SEM-VI:472/750; SEM-VII:484/775; TOTAL: 3069/4775 (64.27%)													
12282330 /PODDAR ARCHITA AMIT ARPITA													
58	64	70	77	21	21	22	21	91					
15	12	14	20	22	17	23	21	44	P			633	
73	76	84	97	43	38	45	42	135					
4 B 8 32	4 A 9 36	4 O 10 40	3 O 10 30	1 O 10 10	1 A 9 9	1 O 10 10	1 O 10 10	8 O 10 80	27	257	9.52		
SGPI: SEM-I: 8.19 ; SEM-II: 8.89 ; SEM-III: 8.85 ; SEM-IV: 7.92 ; SEM-V: 8.31 ; SEM-VI: 8.12 ; SEM-VII: 8.69 ; CGPI: 8.57													
CREDITS: SEM-I: 27 ; SEM-II: 27 ; SEM-III: 26 ; SEM-IV: 26 ; SEM-V: 26 ; SEM-VI: 26 ; SEM-VII: 26													
MARKS: SEM-I:562/750; SEM-II:588/750; SEM-III:589/750; SEM-IV:544/750; SEM-V:578/750; SEM-VI:541/750; SEM-VII:592/775; TOTAL: 4627/6025 (76.80%)													
12282331 SAPALIGA ASHIT ANAND BHARATI													
67	77	67	80	22	22	22	22	93					
17	16	18	19	21	21	21	22	47	P			674	
84	93	85	99	43	43	43	44	140					
4 O 10 40	4 O 10 40	4 O 10 40	3 O 10 30	1 O 10 10	1 O 10 10	1 O 10 10	1 O 10 10	8 O 10 80	27	270	10.00		
SGPI: SEM-I: 6.35 ; SEM-II: 7.17 ; SEM-III: 6.23 ; SEM-IV: 6.73 ; SEM-V: 7.04 ; SEM-VI: 7.04 ; SEM-VII: 7.85 ; CGPI: 7.31													
CREDITS: SEM-I: 27 ; SEM-II: 27 ; SEM-III: 26 ; SEM-IV: 26 ; SEM-V: 26 ; SEM-VI: 26 ; SEM-VII: 26													
MARKS: SEM-I:443/750; SEM-II:493/750; SEM-III:455/750; SEM-IV:492/750; SEM-V:501/750; SEM-VI:512/750; SEM-VII:562/775; TOTAL: 4132/6025 (68.58%)													
/- FEMALE, #- 0.229, 0- 0.5042/0.5043, *- 0.5045, \$- Carried Forward Grade, -- Dyslexia, A/ABS- Absent, F- Fails, P- Passes													
RR- Reserved, RLE- Reserve for Lower Examination, RPV- Provisional, RCC- 0.5050, ADC- Admission Cancelled													
G:Grade, GP:Grade Point, C:Credits, ãC:Sum of Credit Points, ãCG:Sum of Product of Credits & Grades													
SGPI:Semester Grade Performance Index = ãCG/ãC, CGPI:Cumulative Grade Performance Index													
% Marks : 80 and Above 75-79.99 70-74.99 60-69.99 50-59.99 45-49.99 40-44.99 Less Than 40													
Grade / Gr. Pt. : O / 10 A / 9 B / 8 C / 7 D / 6 E / 5 F / 4 F / 0													



Principal
S.I.E.S. GRADUATE SCHOOL OF TECHNOLOGY
PLOT 1C/E, SIR CHANDRASEKARENDRA SARASWATHY VIDYAPURAM
SECTOR-V, NERUL, NAVI MUMBAI - 400 706.

SEAT NO	NAME	<Course-I> Th(80/32) In(20/08) Total C G GP C*G	<Course-II> Th(80/32) In(20/08) Total C G GP C*G	<Course-III> Th(80/32) In(20/08) Total C G GP C*G	<Course-IV> Th(80/32) In(20/08) Total C G GP C*G	<Course-V> Tw(25/10) Or(25/10) Total C G GP C*G	<Course-VI> Tw(25/10) Or(25/10) Total C G GP C*G	<Course-VII> Tw(25/10) Or/Pr(25/10) Total C G GP C*G	<Course-VIII> Tw(25/10) Or(50/20) Total C G GP C*G	<Course-IX> Tw(100/40) Or(50/20) Total C G GP C*G	RESULT REMARK	TOTAL MARKS OUT OF 750
01. ITC801	BIG DATA ANALYTICS											
15. ILO8028	DIGITAL BUSINESS MGMT.											
19. ITL803	DEVOPS LAB											
02. ITC802	INTERNET OF EVERYTHING											
17. ITL801	BIG DATA LAB											
20. ITL804	R PROGRAMMING LAB											
03. ITDLO8041	USER INTERACTION DESIGN											
18. ITL802	INTER. OF EVERYTHING LAB											
21. ITM805	PROJECT-II											
12282332 SHARMA SAINIRANJAN NARAYAN AARTI												
67	77	70	80	21	21	17	22	89				
20	18	20	20	21	24	21	23	48		P		679
87	95	90	100	42	45	38	45	137				
4 0 10 40	4 0 10 40	4 0 10 40	3 0 10 30	1 0 10 10	1 0 10 10	1 A 9 9	1 0 10 10	8 0 10 80	27	269	9.96	
SGPI: SEM-I: 7.07 ; SEM-II: 7.91 ; SEM-III: 6.58 ; SEM-IV: 6.27 ; SEM-V: 8.08 ; SEM-VI: 8.04 ; SEM-VII: 8.23 ; CGPI: 7.78												
CREDITS: SEM-I: 27 ; SEM-II: 27 ; SEM-III: 26 ; SEM-IV: 26 ; SEM-V: 26 ; SEM-VI: 26 ; SEM-VII: 26												
MARKS: SEM-I:497/750; SEM-II:527/750; SEM-III:464/750; SEM-IV:448/750; SEM-V:554/750; SEM-VI:548/750; SEM-VII:578/775; TOTAL: 4295/6025 (71.29%)												
01. ITC801	BIG DATA ANALYTICS											
16. ILO8029	ENVIRONMENTAL MANAGEMENT											
19. ITL803	DEVOPS LAB											
02. ITC802	INTERNET OF EVERYTHING											
17. ITL801	BIG DATA LAB											
20. ITL804	R PROGRAMMING LAB											
03. ITDLO8041	USER INTERACTION DESIGN											
18. ITL802	INTER. OF EVERYTHING LAB											
21. ITM805	PROJECT-II											
12282333 /KARTHIKEYA THANAPAL UMA THANAPAL												
67	77	67	70	21	23	22	22	85				
20	18	19	20	23	24	21	22	42		P		663
87	95	86	90	44	47	43	44	127				
4 0 10 40	4 0 10 40	4 0 10 40	3 0 10 30	1 0 10 10	1 0 10 10	1 0 10 10	1 0 10 10	8 0 10 80	27	270	10.00	
SGPI: SEM-I: 7.33 ; SEM-II: 9.33 ; SEM-III: 8.58 ; SEM-IV: 7.23 ; SEM-V: 8.65 ; SEM-VI: 8.85 ; SEM-VII: 8.50 ; CGPI: 8.56												
CREDITS: SEM-I: 27 ; SEM-II: 27 ; SEM-III: 26 ; SEM-IV: 26 ; SEM-V: 26 ; SEM-VI: 26 ; SEM-VII: 26												
MARKS: SEM-I:507/750; SEM-II:615/750; SEM-III:572/750; SEM-IV:503/750; SEM-V:570/750; SEM-VI:575/750; SEM-VII:584/775; TOTAL: 4589/6025 (76.17%)												
01. ITC801	BIG DATA ANALYTICS											
08. ILO8021	PROJECT MANAGEMENT											
19. ITL803	DEVOPS LAB											
02. ITC802	INTERNET OF EVERYTHING											
17. ITL801	BIG DATA LAB											
20. ITL804	R PROGRAMMING LAB											
07. ITDLO8045	ENTERPRISE RESO. PLANNING											
18. ITL802	INTER. OF EVERYTHING LAB											
21. ITM805	PROJECT-II											
12282334 /ANSARI AIMAN SABA QAIYYUM NAFEEESA												
70	70	67	70	21	21	20	21	83				
18	19	18	19	21	18	21	23	42		P		642
88	89	85	89	42	39	41	44	125				
4 0 10 40	4 0 10 40	4 0 10 40	3 0 10 30	1 0 10 10	1 A 9 9	1 0 10 10	1 0 10 10	8 0 10 80	27	269	9.96	
(DIPLOMA STUDENT)												
SGPI: SEM-III: 7.31 ; SEM-IV: 7.04 ; SEM-V: 7.04 ; SEM-VI: 7.50 ; SEM-VII: 8.04 ; CGPI: 7.83												
CREDITS: SEM-III: 26 ; SEM-IV: 26 ; SEM-V: 26 ; SEM-VI: 26 ; SEM-VII: 26												
MARKS: SEM-III:500/750; SEM-IV:509/750; SEM-V:503/750; SEM-VI:522/750; SEM-VII:563/775; TOTAL: 3239/4525 (71.58%)												
/- FEMALE, #- 0.229, @- 0.5042/0.5043, *- 0.5045, \$- Carried Forward Grade, -- Dyslexia, A/ABS- Absent, F- Fails, P- Passes												
RR- Reserved, RLE- Reserve for Lower Examination, RPV- Provisional, RCC- 0.5050, ADC- Admission Cancelled												
G:Grade, GP:Grade Point, C:Credits, aC:Sum of Credit Points, aCG:Sum of Product of Credits & Grades												
SGPI:Semester Grade Performance Index = aCG/aC, CGPI:Cumulative Grade Performance Index												
% Marks : 80 and Above 75-79.99 70-74.99 60-69.99 50-59.99 45-49.99 40-44.99 Less Than 40												
Grade / Gr. Pt. : 0 / 10 A / 9 B / 8 C / 7 D / 6 E / 5 F / 4 F / 0												



[Signature]

Principal
 S.I.E.S. GRADUATE SCHOOL OF TECHNOLOGY
 PLOT NO.16, SIR CHANDRASEKARENDRA SARASWATHY VIDYAPURAM
 SECTOR-V, NERUL, NAVI MUMBAI - 400 706.

SEAT_NO	NAME	<Course-I>	<Course-II>	<Course-III>	<Course-IV>	<Course-V>	<Course-VI>	<Course-VII>	<Course-VIII>	<Course-IX>	TOTAL MARKS
		Th(80/32)	Th(80/32)	Th(80/32)	Th(80/32)	Tw(25/10)	Tw(25/10)	Tw(25/10)	Tw(25/10)	Tw(100/40)	OUT OF 750
		In(20/08)	In(20/08)	In(20/08)	In(20/08)	Or(25/10)	Or(25/10)	Or/Pr(25/10)	Or/Pr(25/10)	Or(50/20)	RESULT REMARK
		Total	Total	Total	Total	Total	Total	Total	Total	Total	ac
		C G GP C*G	C G GP C*G	C G GP C*G	C G GP C*G	C G GP C*G	C G GP C*G	C G GP C*G	C G GP C*G	C G GP C*G	ac
		GP	GP	GP	GP	GP	GP	GP	GP	GP	SGPI

01. ITC801	BIG DATA ANALYTICS				02. ITC802	INTERNET OF EVERYTHING			07. ITDLO8045	ENTERPRISE RESO. PLANNING	
08. ILO8021	PROJECT MANAGEMENT				17. ITL801	BIG DATA LAB			18. ITL802	INTER. OF EVERYTHING LAB	
19. ITL803	DEVOPS LAB				20. ITL804	R PROGRAMMING LAB			21. ITM805	PROJECT-II	
12282335 ANSARI MOHAMMED YASIN MOHAMMED HUSSAIN NASREEN											
67	77	74	74	23	21	18	18	80			
18	17	18	18	20	19	20	21	40	P		643
85	94	92	92	43	40	38	39	120			
4	0	10	40	4	0	10	40	3	0	10	30
1	0	10	10	1	0	10	10	1	A	9	9
1	A	9	9	1	A	9	9	8	0	10	80
27	268	9.93									
SGPI: SEM-I: 7.15 ; SEM-II: 7.09 ; SEM-III: 6.65 ; SEM-IV: 6.83 ; SEM-V: 6.85 ; SEM-VI: 6.25 ; SEM-VII: 7.62 ; CGPI: 7.31											
CREDITS: SEM-I: 27 ; SEM-II: 27 ; SEM-III: 26 ; SEM-IV: 26 ; SEM-V: 26 ; SEM-VI: 26 ; SEM-VII: 26											
MARKS: SEM-I:489/750; SEM-II:483/750; SEM-III:457/750; SEM-IV:459/750; SEM-V:481/750; SEM-VI:439/750; SEM-VII:534/775; TOTAL: 3985/6025 (66.14%)											

12282336 /BHAGAT NIMISHA PRASHANT RAJASHREE											
67	74	70	74	22	20	21	21	93			
17	17	18	18	20	16	21	22	45	P		656
84	91	88	92	42	36	42	43	138			
4	0	10	40	4	0	10	40	3	0	10	30
1	0	10	10	1	B	8	8	1	0	10	10
1	0	10	10	1	0	10	10	8	0	10	80
27	268	9.93									
SGPI: SEM-I: 6.94 ; SEM-II: 7.41 ; SEM-III: 6.69 ; SEM-IV: 7.00 ; SEM-V: 6.88 ; SEM-VI: 7.88 ; SEM-VII: 8.15 ; CGPI: 7.62											
CREDITS: SEM-I: 27 ; SEM-II: 27 ; SEM-III: 26 ; SEM-IV: 26 ; SEM-V: 26 ; SEM-VI: 26 ; SEM-VII: 26											
MARKS: SEM-I:487/750; SEM-II:503/750; SEM-III:473/750; SEM-IV:483/750; SEM-V:465/750; SEM-VI:542/750; SEM-VII:564/775; TOTAL: 4173/6025 (69.26%)											

12282337 /BHANUSHALI DIPIKA HARESH VARSHA											
64	74	70	74	22	21	21	21	81			
15	17	17	20	19	16	20	23	43	P		638
79	91	87	94	41	37	41	44	124			
4	A	9	36	4	0	10	40	3	0	10	30
1	0	10	10	1	B	8	8	1	0	10	10
1	0	10	10	8	0	10	80	27	264	9.78	
SGPI: SEM-I: 7.59 ; SEM-II: 7.44 ; SEM-III: 7.88 ; SEM-IV: 7.35 ; SEM-V: 5.54 ; SEM-VI: 7.08 ; SEM-VII: 7.85 ; CGPI: 7.57											
CREDITS: SEM-I: 27 ; SEM-II: 27 ; SEM-III: 26 ; SEM-IV: 26 ; SEM-V: 26 ; SEM-VI: 26 ; SEM-VII: 26											
MARKS: SEM-I:511/750; SEM-II:509/750; SEM-III:527/750; SEM-IV:494/750; SEM-V:415/750; SEM-VI:476/750; SEM-VII:537/775; TOTAL: 4107/6025 (68.17%)											

/- FEMALE, #- 0.229, @- 0.5042/0.5043, *- 0.5045, \$- Carried Forward Grade, ~- Dyslexia, A/ABS- Absent, F- Fails, P- Passes

RR- Reserved, RLE- Reserve for Lower Examination, RPV- Provisional, RCC- 0.5050, ADC- Admission Cancelled

G:Grade, GP:Grade Point, C:Credits, ac:Sum of Credit Points, acG:Sum of Product of Credits & Grades

SGPI:Semester Grade Performance Index = acG/ac, CGPI:Cumulative Grade Performance Index

% Marks : 80 and Above 75-79.99 70-74.99 60-69.99 50-59.99 45-49.99 40-44.99 Less Than 40

Grade / Gr. Pt. : 0 / 10 A / 9 B / 8 C / 7 D / 6 E / 5 F / 4 F / 0



[Signature]
Principal

S.I.E.S. GRADUATE SCHOOL OF TECHNOLOGY
PLOT 1C/D/E, SIR CHANDRASEKARENDRA SARASWATHY VIDYAPURAM
SECTOR-V, NERUL, NAVI MUMBAI - 400 705.

UNIVERSITY OF MUMBAI

Page No.: 788

OFFICE REGISTER FOR THE B.E. (INFORMATION TECHNOLOGY ENGINEERING) (SEM VIII) (CHOICE BASED) EXAMINATION HELD IN OCTOBER 2020
COLLEGE/CENTRE NAME:690:SIES

RESULT DATE :- NOVEMBER 17, 2020

SEAT NO	NAME	<Course-I> Th(80/32) In(20/08) Total C G GP C*G	<Course-II> Th(80/32) In(20/08) Total C G GP C*G	<Course-III> Th(80/32) In(20/08) Total C G GP C*G	<Course-IV> Th(80/32) In(20/08) Total C G GP C*G	<Course-V> Tw(25/10) Or(25/10) Total C G GP C*G	<Course-VI> Tw(25/10) Or/Pr(25/10) Total C G GP C*G	<Course-VII> Tw(25/10) Or/Pr(25/10) Total C G GP C*G	<Course-VIII> Tw(25/10) Or(50/20) Total C G GP C*G	< Course-IX > Tw(100/40) Or(50/20) Total C G GP C*G	RESULT REMARK	TOTAL MARKS OUT OF 750
01.	ITC801		BIG DATA ANALYTICS		02. ITC802	INTERNET OF EVERYTHING		07. ITDLO8045	ENTERPRISE RESO. PLANNING			
08.	ILO8021		PROJECT MANAGEMENT		17. ITL801	BIG DATA LAB		18. ITL802	INTER. OF EVERYTHING LAB			
19.	ITL803		DEVOPS LAB		20. ITL804	R PROGRAMMING LAB		21. ITM805	PROJECT-II			

12282338 BHASGAURI SWAPNIL NISHIKANT VRUNDA

67	74	70	74	22	21	22	21	82																										
18	17	18	19	21	17	20	21	42	P			646																						
85	91	88	93	43	38	42	42	124																										
4	0	10	40	4	0	10	40	3	0	10	30	1	0	10	10	1	A	9	9	1	0	10	10	1	0	10	10	8	0	10	80	27	269	9.96
SGPI: SEM-I: 6.70 ; SEM-II: 6.96 ; SEM-III: 6.88 ; SEM-IV: 6.95 ; SEM-V: 6.96 ; SEM-VI: 7.56 ; SEM-VII: 7.54 ; CGPI: 7.44																																		
CREDITS: SEM-I: 27 ; SEM-II: 27 ; SEM-III: 26 ; SEM-IV: 26 ; SEM-V: 26 ; SEM-VI: 26 ; SEM-VII: 26																																		
MARKS: SEM-I:466/750; SEM-II:470/750; SEM-III:487/750; SEM-IV:489/750; SEM-V:471/750; SEM-VI:501/750; SEM-VII:554/775; TOTAL: 4084/6025 (67.78%)																																		

12282339 /BHOSLE SHRAVANI GAJANAN AARTI

67	77	70	74	21	22	21	22	83																										
18	20	18	17	21	19	21	22	42	P			655																						
85	97	88	91	42	41	42	44	125																										
4	0	10	40	4	0	10	40	3	0	10	30	1	0	10	10	1	0	10	10	1	0	10	10	1	0	10	10	8	0	10	80	27	270	10.00
(DIPLOMA STUDENT)																																		
SGPI: SEM-III: 6.65 ; SEM-IV: 7.31 ; SEM-V: 6.96 ; SEM-VI: 7.23 ; SEM-VII: 8.42 ; CGPI: 7.78																																		
CREDITS: SEM-III: 26 ; SEM-IV: 26 ; SEM-V: 26 ; SEM-VI: 26 ; SEM-VII: 26																																		
MARKS: SEM-III:466/750; SEM-IV:516/750; SEM-V:483/750; SEM-VI:507/750; SEM-VII:582/775; TOTAL: 3209/4525 (70.92%)																																		

12282340 /CHAUDHARI SAYLI GANESH POURNIMA

67	77	74	74	21	20	21	21	82																										
20	19	18	20	21	18	21	21	42	P			657																						
87	96	92	94	42	38	42	42	124																										
4	0	10	40	4	0	10	40	3	0	10	30	1	0	10	10	1	A	9	9	1	0	10	10	1	0	10	10	8	0	10	80	27	269	9.96
SGPI: SEM-I: 6.89 ; SEM-II: 6.48 ; SEM-III: 5.65 ; SEM-IV: 5.85 ; SEM-V: 6.85 ; SEM-VI: 7.38 ; SEM-VII: 8.88 ; CGPI: 7.25																																		
CREDITS: SEM-I: 27 ; SEM-II: 27 ; SEM-III: 26 ; SEM-IV: 26 ; SEM-V: 26 ; SEM-VI: 26 ; SEM-VII: 26																																		
MARKS: SEM-I:477/750; SEM-II:457/750; SEM-III:424/750; SEM-IV:434/750; SEM-V:478/750; SEM-VI:508/750; SEM-VII:600/775; TOTAL: 4035/6025 (66.97%)																																		

/- FEMALE, #- 0.229, @- 0.5042/0.5043, *- 0.5045, \$- Carried Forward Grade, -- Dyslexia, A/ABS- Absent, F- Fails, P- Passes

RR- Reserved, RLE- Reserve for Lower Examination, RPV- Provisional, RCC- 0.5050, ADC- Admission Cancelled

G:Grade, GP:Grade Point, C:Credits, ãC:Sum of Credit Points, ãCG:Sum of Product of Credits & Grades

SGPI:Semester Grade Performance Index = ãCG/ãC, CGPI:Cumulative Grade Performance Index

% Marks : 80 and Above 75-79.99 70-74.99 60-69.99 50-59.99 45-49.99 40-44.99 Less Than 40
Grade / Gr. Pt. : O / 10 A / 9 B / 8 C / 7 D / 6 E / 5 P / 4 F / 0



[Signature]

Principal

S.I.E.S. GRADUATE SCHOOL OF TECHNOLOGY

PLOT 1C/D/E, SIR CHANDRASEKARENDRA SARASWATY VIDYAPURAM
SECTOR-V, NERUL, NAVI MUMBAI - 400 706.

UNIVERSITY OF MUMBAI

OFFICE REGISTER FOR THE B.E. (INFORMATION TECHNOLOGY ENGINEERING) (SEM VIII) (CHOICE BASED) EXAMINATION HELD IN OCTOBER 2020
 COLLEGE/CENTRE NAME: 690: SIES Page No.: 789
 RESULT DATE :- NOVEMBER 17, 2020

SEAT NO	NAME	<Course-I> Th(80/32) In(20/08) Total C G GP C*G	<Course-II> Th(80/32) In(20/08) Total C G GP C*G	<Course-III> Th(80/32) In(20/08) Total C G GP C*G	<Course-IV> Th(80/32) In(20/08) Total C G GP C*G	<Course-V> Tw(25/10) Or(25/10) Total C G GP C*G	<Course-VI> Tw(25/10) Or(25/10) Total C G GP C*G	<Course-VII> Tw(25/10) Or/Pr(25/10) Total C G GP C*G	<Course-VIII> Tw(25/10) Or/Pr(25/10) Total C G GP C*G	<Course-IX> Tw(100/40) Or(50/20) Total C G GP C*G	RESULT REMARK	TOTAL MARKS OUT OF 750
01. ITC801	BIG DATA ANALYTICS										ac acg SGPI	
08. ILO8021	PROJECT MANAGEMENT											
19. ITL803	DEVOPS LAB											
02. ITC802	INTERNET OF EVERYTHING											
17. ITL801	BIG DATA LAB											
20. ITL804	R PROGRAMMING LAB											
07. ITDLO8045	ENTERPRISE RESO. PLANNING											
18. ITL802	INTER. OF EVERYTHING LAB											
21. ITM805	PROJECT-II											

12282341 /KOUL AKSHARA YOUNGESH RAJNI

64	74	70	70	20	20	17	21	81										
18	18	17	19	20	19	21	22	43			P	634						
82	92	87	89	40	39	38	43	124										
4 0 10	40	4 0 10	40	3 0 10	30	1 0 10	10	1 A 9	9	1 A 9	9	1 0 10	10	8 0 10	80	27	268	9.93
SGPI: SEM-I: 7.00 ; SEM-II: 8.15 ; SEM-III: 7.23 ; SEM-IV: 7.23 ; SEM-V: 8.31 ; SEM-VI: 7.65 ; SEM-VII: 8.42 ; CGPI: 8.00 CREDITS: SEM-I: 27 ; SEM-II: 27 ; SEM-III: 26 ; SEM-IV: 26 ; SEM-V: 26 ; SEM-VI: 26 ; SEM-VII: 26 MARKS: SEM-I:498/750; SEM-II:543/750; SEM-III:509/750; SEM-IV:501/750; SEM-V:557/750; SEM-VI:541/750; SEM-VII:570/775; TOTAL: 4353/6025 (72.25%)																		

12282342 NAIR ASHWIN RADHAKRISHNAN USHA

67	74	74	74	21	22	21	21	85										
18	16	18	18	20	24	22	20	40			P	655						
85	90	92	92	41	46	43	41	125										
4 0 10	40	4 0 10	40	3 0 10	30	1 0 10	10	1 0 10	10	1 0 10	10	1 0 10	10	8 0 10	80	27	270	10.00
SGPI: SEM-I: 5.11 ; SEM-II: 5.94 ; SEM-III: 5.15 ; SEM-IV: 5.81 ; SEM-V: 5.58 ; SEM-VI: 6.27 ; SEM-VII: 6.85 ; CGPI: 6.35 CREDITS: SEM-I: 27 ; SEM-II: 27 ; SEM-III: 26 ; SEM-IV: 26 ; SEM-V: 26 ; SEM-VI: 26 ; SEM-VII: 26 MARKS: SEM-I:399/750; SEM-II:423/750; SEM-III:383/750; SEM-IV:432/750; SEM-V:412/750; SEM-VI:445/750; SEM-VII:478/775; TOTAL: 3627/6025 (60.20%)																		

12282343 POOJARI SUNIL RAMESH INDU

67	74	74	74	22	23	22	22	93										
19	19	19	18	21	22	22	22	46			P	679						
86	93	93	92	43	45	44	44	139										
4 0 10	40	4 0 10	40	3 0 10	30	1 0 10	10	1 0 10	10	1 0 10	10	1 0 10	10	8 0 10	80	27	270	10.00
(DIPLOMA STUDENT) SGPI: SEM-III: 7.38 ; SEM-IV: 6.88 ; SEM-V: 8.12 ; SEM-VI: 7.65 ; SEM-VII: 8.38 ; CGPI: 8.08 CREDITS: SEM-III: 26 ; SEM-IV: 26 ; SEM-V: 26 ; SEM-VI: 26 ; SEM-VII: 26 MARKS: SEM-III:517/750; SEM-IV:503/750; SEM-V:548/750; SEM-VI:545/750; SEM-VII:590/775; TOTAL: 3382/4525 (74.74%)																		

/- FEMALE, #- 0.229, e- 0.5042/0.5043, *- 0.5045, \$- Carried Forward Grade, -- Dyslexia, A/ABS- Absent, F- Fails, P- Passes
 RR- Reserve for Lower Examination, RPV- Provisional, RCC- 0.5050, ADC- Admission Cancelled
 G:Grade, GP:Grade Point, C:Credits, AC:Sum of Credit Points, ACG:Sum of Product of Credits & Grades
 SGPI:Semester Grade Performance Index = ACG/AC, CGPI:Cumulative Grade Performance Index
 % Marks : 80 and Above 75-79.99 70-74.99 60-69.99 50-59.99 45-49.99 40-44.99 Less Than 40
 Grade / Gr. Pt. : 0 / 10 A / 9 B / 8 C / 7 D / 6 E / 5 P / 4 F / 0



[Signature]

Principal
 S.I.E.S. GRADUATE SCHOOL OF TECHNOLOGY
 PLOT 1C/D/E, SRS CHANDRASEKARENDRA SARASWATHY VIDYAPURAM
 SECTOR-V, NERUL, NAVI MUMBAI - 400 706.

UNIVERSITY OF MUMBAI

OFFICE REGISTER FOR THE B.E. (INFORMATION TECHNOLOGY ENGINEERING) (SEM VIII) (CHOICE BASED) EXAMINATION HELD IN OCTOBER 2020
 COLLEGE/CENTRE NAME:690:SIES RESULT DATE :- NOVEMBER 17, 2020

Page No.: 790

SEAT NO	NAME	<Course-I> Th(80/32) In(20/08) Total C G GP C*G	<Course-II> Th(80/32) In(20/08) Total C G GP C*G	<Course-III> Th(80/32) In(20/08) Total C G GP C*G	<Course-IV> Th(80/32) In(20/08) Total C G GP C*G	<Course-V> Tw(25/10) Or(25/10) Total C G GP C*G	<Course-VI> Tw(25/10) Or(25/10) Total C G GP C*G	<Course-VII> Tw(25/10) Or/Pr(25/10) Total C G GP C*G	<Course-VIII> Tw(25/10) Or/Pr(25/10) Total C G GP C*G	<Course-IX> Tw(100/40) Or(50/20) Total C G GP C*G	RESULT	REMARK	TOTAL MARKS OUT OF 750
01.	ITC801										ãc	ãCG	SGPI
08.	ILO8021	BIG DATA ANALYTICS											
19.	ITL803	PROJECT MANAGEMENT DEVOPS LAB											
02.	ITC802												
17.	ITL801	INTERNET OF EVERYTHING											
20.	ITL804	BIG DATA LAB R PROGRAMMING LAB											
07.	ITDLO8045												
18.	ITL802	ENTERPRISE RESO. PLANNING											
21.	ITM805	INTER. OF EVERYTHING LAB PROJECT-II											

12282344 SHAH KUSH SANDIP JAGRUTI

67	67	70	74	20	21	21	22	92					
17	18	16	17	20	22	24	22	45		P		655	
84	85	86	91	40	43	45	44	137					
4 0 10	4 0 10	4 0 10	4 0 10	3 0 10	3 0 10	1 0 10	1 0 10	1 0 10	1 0 10	1 0 10	1 0 10	8 0 10	80 27 270 10.00
SGPI: SEM-I: 7.93 ; SEM-II: 7.50 ; SEM-III: 7.69 ; SEM-IV: 7.27 ; SEM-V: 7.69 ; SEM-VI: 7.54 ; SEM-VII: 8.46 ; CGPI: 8.02													
CREDITS: SEM-I: 27 ; SEM-II: 27 ; SEM-III: 26 ; SEM-IV: 26 ; SEM-V: 26 ; SEM-VI: 26 ; SEM-VII: 26													
MARKS: SEM-I:537/750; SEM-II:512/750; SEM-III:547/750; SEM-IV:521/750; SEM-V:550/750; SEM-VI:539/750; SEM-VII:605/775; TOTAL: 4466/6025 (74.12%)													

12282345 /SHARMA NEHA RAJESH SAVITA

67	77	74	70	22	23	22	22	92					
20	19	20	20	21	22	23	22	45		P		681	
87	96	94	90	43	45	45	44	137					
4 0 10	4 0 10	4 0 10	4 0 10	3 0 10	3 0 10	1 0 10	1 0 10	1 0 10	1 0 10	1 0 10	1 0 10	8 0 10	80 27 270 10.00
SGPI: SEM-I: 7.63 ; SEM-II: 7.07 ; SEM-III: 8.08 ; SEM-IV: 8.56 ; SEM-V: 9.81 ; SEM-VI: 9.85 ; SEM-VII: 8.62 ; CGPI: 8.70													
CREDITS: SEM-I: 27 ; SEM-II: 27 ; SEM-III: 26 ; SEM-IV: 26 ; SEM-V: 26 ; SEM-VI: 26 ; SEM-VII: 26													
MARKS: SEM-I:519/750; SEM-II:493/750; SEM-III:549/750; SEM-IV:567/750; SEM-V:638/750; SEM-VI:650/750; SEM-VII:592/775; TOTAL: 4689/6025 (77.83%)													

12282346 /SHETTY VAISHNA DEVANAND SHOBHA

67	77	74	74	20	21	21	21	83					
18	20	18	19	20	18	22	20	42		P		655	
85	97	92	93	40	39	43	41	125					
4 0 10	4 0 10	4 0 10	4 0 10	3 0 10	3 0 10	1 0 10	1 A 9	9 1 0 10	1 0 10	1 0 10	1 0 10	8 0 10	80 27 269 9.96
(DIPLOMA STUDENT)													
SGPI: SEM-III: 6.81 ; SEM-IV: 7.65 ; SEM-V: 7.31 ; SEM-VI: 7.77 ; SEM-VII: 8.62 ; CGPI: 8.03													
CREDITS: SEM-III: 26 ; SEM-IV: 26 ; SEM-V: 26 ; SEM-VI: 26 ; SEM-VII: 26													
MARKS: SEM-III:494/750; SEM-IV:533/750; SEM-V:503/750; SEM-VI:524/750; SEM-VII:588/775; TOTAL: 3297/4525 (72.86%)													

/- FEMALE, #- 0.229, @- 0.5042/0.5043, *- 0.5045, \$- Carried Forward Grade, -- Dyslexia, A/ABS- Absent, F- Fails, P- Passes

RR- Reserved, RLE- Reserve for Lower Examination, RPV- Provisional, RCC- 0.5050, ADC- Admission Cancelled

G:Grade, GP:Grade Point, C:Credits, ãC:Sum of Credit Points, ãCG:Sum of Product of Credits & Grades

SGPI:Semester Grade Performance Index = ãCG/ãC, CGPI:Cumulative Grade Performance Index

% Marks : 80 and Above 75-79.99 70-74.99 60-69.99 50-59.99 45-49.99 40-44.99 Less Than 40
 Grade / Gr. Pt. : 0 / 10 A / 9 B / 8 C / 7 D / 6 E / 5 P / 4 F / 0



(Signature)

Principal

S.I.E.S. GRADUATE SCHOOL OF TECHNOLOGY
 PLOT 1C/D/E, SIR CHANDRASEKARENDRA SARASWATHY VIDYAPURAM
 SECTOR-V, NERUL, NAVI MUMBAI - 400 705.

UNIVERSITY OF MUMBAI

OFFICE REGISTER FOR THE B.E. (INFORMATION TECHNOLOGY ENGINEERING) (SEM VIII) (CHOICE BASED) EXAMINATION HELD IN OCTOBER 2020
 COLLEGE/CENTRE NAME: 690: SIES

Page No.: 791
 RESULT DATE :- NOVEMBER 17, 2020

SEAT NO	NAME	<Course-I> Th(80/32) In(20/08) Total C G GP C*G	<Course-II> Th(80/32) In(20/08) Total C G GP C*G	<Course-III> Th(80/32) In(20/08) Total C G GP C*G	<Course-IV> Th(80/32) In(20/08) Total C G GP C*G	<Course-V> Tw(25/10) Or(25/10) Total C G GP C*G	<Course-VI> Tw(25/10) Or(25/10) Total C G GP C*G	<Course-VII> Tw(25/10) Or/Pr(25/10) Total C G GP C*G	<Course-VIII> Tw(25/10) Or/Pr(25/10) Total C G GP C*G	<Course-IX> Tw(100/40) Or(50/20) Total C G GP C*G	RESULT	REMARK	TOTAL MARKS OUT OF 750																													
01. ITC801	BIG DATA ANALYTICS																																									
08. ILO8021	PROJECT MANAGEMENT																																									
19. ITL803	DEVOPS LAB																																									
02. ITC802	INTERNET OF EVERYTHING																																									
17. ITL801	BIG DATA LAB																																									
20. ITL804	R PROGRAMMING LAB																																									
07. ITDLO8045	ENTERPRISE RESO. PLANNING																																									
18. ITL802	INTER. OF EVERYTHING LAB																																									
21. ITM805	PROJECT-II																																									
12282347 /SHREYA NARESH USHA																																										
67	74	70	74	23	21	22	22	87																																		
18	16	17	18	21	21	20	21	43	P				655																													
85	90	87	92	44	42	42	43	130																																		
4	0	10	40	4	0	10	40	4	0	10	40	3	0	10	30	1	0	10	10	1	0	10	10	1	0	10	10	1	0	10	10	1	0	10	10	8	0	10	80	27	270	10.00
SGPI: SEM-I: 6.07 ; SEM-II: 5.72 ; SEM-III: 6.23 ; SEM-IV: 6.73 ; SEM-V: 8.00 ; SEM-VI: 8.00 ; SEM-VII: 8.31 ; CGPI: 7.38																																										
CREDITS: SEM-I: 27 ; SEM-II: 27 ; SEM-III: 26 ; SEM-IV: 26 ; SEM-V: 26 ; SEM-VI: 26 ; SEM-VII: 26 ; CGPI: 7.38																																										
MARKS: SEM-I:442/750; SEM-II:411/750; SEM-III:432/750; SEM-IV:472/750; SEM-V:546/750; SEM-VI:544/750; SEM-VII:574/775; TOTAL: 4076/6025 (67.65%)																																										
12282348 THAPAR SIDDHANT SANDEEP REKHA																																										
67	77	70	74	20	23	21	20	92																																		
20	17	19	19	20	22	21	22	45	P				669																													
87	94	89	93	40	45	42	42	137																																		
4	0	10	40	4	0	10	40	4	0	10	40	3	0	10	30	1	0	10	10	1	0	10	10	1	0	10	10	1	0	10	10	1	0	10	10	8	0	10	80	27	270	10.00
SGPI: SEM-I: 7.85 ; SEM-II: 7.56 ; SEM-III: 7.42 ; SEM-IV: 6.96 ; SEM-V: 8.15 ; SEM-VI: 8.73 ; SEM-VII: 7.69 ; CGPI: 8.05																																										
CREDITS: SEM-I: 27 ; SEM-II: 27 ; SEM-III: 26 ; SEM-IV: 26 ; SEM-V: 26 ; SEM-VI: 26 ; SEM-VII: 26 ; CGPI: 8.05																																										
MARKS: SEM-I:543/750; SEM-II:494/750; SEM-III:504/750; SEM-IV:499/750; SEM-V:553/750; SEM-VI:564/750; SEM-VII:545/775; TOTAL: 4371/6025 (72.55%)																																										
12282349 VICHORE HRISHIKESH MADHAO PRADNYA																																										
70	77	70	74	24	22	23	23	95																																		
19	18	19	13	24	24	22	23	48	P				688																													
89	95	89	87	48	46	45	46	143																																		
4	0	10	40	4	0	10	40	4	0	10	40	3	0	10	30	1	0	10	10	1	0	10	10	1	0	10	10	1	0	10	10	1	0	10	10	8	0	10	80	27	270	10.00
SGPI: SEM-I: 7.63 ; SEM-II: 7.74 ; SEM-III: 7.92 ; SEM-IV: 8.08 ; SEM-V: 8.00 ; SEM-VI: 6.92 ; SEM-VII: 7.54 ; CGPI: 7.99																																										
CREDITS: SEM-I: 27 ; SEM-II: 27 ; SEM-III: 26 ; SEM-IV: 26 ; SEM-V: 26 ; SEM-VI: 26 ; SEM-VII: 26 ; CGPI: 7.99																																										
MARKS: SEM-I:511/750; SEM-II:528/750; SEM-III:562/750; SEM-IV:574/750; SEM-V:553/750; SEM-VI:508/750; SEM-VII:564/775; TOTAL: 4488/6025 (74.49%)																																										

/- FEMALE, #- 0.229, @- 0.5042/0.5043, *- 0.5045, \$- Carried Forward Grade, -- Dyslexia, A/ABS- Absent, F- Fails, P- Passes
 RR- Reserved, RLE- Reserve for Lower Examination, RPV- Provisional, RCC- 0.5050, ADC- Admission Cancelled
 G:Grade, GP:Grade Point, C:Credits, ãC:Sum of Credit Points, ãCG:Sum of Product of Credits & Grades
 SGPI:Semester Grade Performance Index = ãCG/ãC, CGPI:Cumulative Grade Performance Index
 % Marks : 80 and Above 75-79.99 70-74.99 60-69.99 50-59.99 45-49.99 40-44.99 Less Than 40
 Grade / Gr. Pt. : 0 / 10 A / 9 B / 8 C / 7 D / 6 E / 5 P / 4 F / 0



[Signature]
 Principal
 S.I.E.S. GRADUATE SCHOOL OF TECHNOLOGY
 PLOT 1C/D/E, SIR CHANDRASEKARENDRA SARASWATHY VIDYAPURAM
 SECTOR-V, NERUL, NAVI MUMBAI - 400 706.

UNIVERSITY OF MUMBAI

OFFICE REGISTER FOR THE B.E. (INFORMATION TECHNOLOGY ENGINEERING) (SEM VIII) (CHOICE BASED) EXAMINATION HELD IN OCTOBER 2020
 COLLEGE/CENTRE NAME: 690: SIES

Page No.: 792
 RESULT DATE :- NOVEMBER 17, 2020

SEAT NO	NAME	<Course-I> Th(80/32) In(20/08) Total C G GP C*G	<Course-II> Th(80/32) In(20/08) Total C G GP C*G	<Course-III> Th(80/32) In(20/08) Total C G GP C*G	<Course-IV> Th(80/32) In(20/08) Total C G GP C*G	<Course-V> Tw(25/10) Or(25/10) Total C G GP C*G	<Course-VI> Tw(25/10) Or(25/10) Total C G GP C*G	<Course-VII> Tw(25/10) Or/Pr(25/10) Total C G GP C*G	<Course-VIII> Tw(25/10) Or(50/20) Total C G GP C*G	<Course-IX> Tw(100/40) Or(50/20) Total C G GP C*G	RESULT	REMARK	TOTAL MARKS OUT OF 750
01. ITC801	BIG DATA ANALYTICS												
08. ILO8021	PROJECT MANAGEMENT												
19. ITL803	DEVOPS LAB												
02. ITC802	INTERNET OF EVERYTHING												
17. ITL801	BIG DATA LAB												
20. ITL804	R PROGRAMMING LAB												
07. ITDLO8045	ENTERPRISE RESO. PLANNING												
18. ITL802	INTER. OF EVERYTHING LAB												
21. ITM805	PROJECT-II												

12282350 /VISHWAKARMA ANURADHA ANILKUMAR KAMALI

70	77	70	74	22	23	21	21	91												
19	20	18	20	20	21	18	20	44			P		669							
89	97	88	94	42	44	39	41	135												
4 0 10	40	4 0 10	40	4 0 10	40	3 0 10	30	1 0 10	10	1 0 10	10	1 A 9	9	1 0 10	10	8 0 10	80	27	269	9.96
(DIPLOMA STUDENT) SGPI: SEM-III: 6.19 ; SEM-IV: 6.73 ; SEM-V: 6.31 ; SEM-VI: 6.42 ; SEM-VII: 8.31 ; CGPI: 7.34 CREDITS: SEM-III: 26 ; SEM-IV: 26 ; SEM-V: 26 ; SEM-VI: 26 ; SEM-VII: 26 MARKS: SEM-III:445/750; SEM-IV:476/750; SEM-V:441/750; SEM-VI:443/750; SEM-VII:571/775; TOTAL: 3045/4525 (67.29%)																				

01. ITC801	BIG DATA ANALYTICS	02. ITC802	INTERNET OF EVERYTHING	07. ITDLO8045	ENTERPRISE RESO. PLANNING
09. ILO8022	FINANCE MANAGEMENT	17. ITL801	BIG DATA LAB	18. ITL802	INTER. OF EVERYTHING LAB
19. ITL803	DEVOPS LAB	20. ITL804	R PROGRAMMING LAB	21. ITM805	PROJECT-II

12282351 AVADHANI ABHISHEK NARSINHA LAXMI

61	74	74	70	21	16	18	19	90												
18	16	17	17	19	17	21	20	44			P		632							
79	90	91	87	40	33	39	39	134												
4 A 9	36	4 0 10	40	4 0 10	40	3 0 10	30	1 0 10	10	1 C 7	7	1 A 9	9	1 A 9	9	8 0 10	80	27	261	9.67
SGPI: SEM-I: 6.11 ; SEM-II: 5.91 ; SEM-III: 5.42 ; SEM-IV: 6.04 ; SEM-V: 7.42 ; SEM-VI: 6.81 ; SEM-VII: 7.23 ; CGPI: 6.83 CREDITS: SEM-I: 27 ; SEM-II: 27 ; SEM-III: 26 ; SEM-IV: 26 ; SEM-V: 26 ; SEM-VI: 26 ; SEM-VII: 26 MARKS: SEM-I:416/750; SEM-II:404/750; SEM-III:390/750; SEM-IV:437/750; SEM-V:504/750; SEM-VI:465/750; SEM-VII:509/775; TOTAL: 3757/6025 (62.36%)																				

12282352 /NAYAK SARA SHASHIKANT SHUBHADA

67	77	74	70	20	21	21	23	95												
18	19	20	19	21	21	22	24	48			P		680							
85	96	94	89	41	42	43	47	143												
4 0 10	40	4 0 10	40	4 0 10	40	3 0 10	30	1 0 10	10	1 0 10	10	1 0 10	10	1 0 10	10	8 0 10	80	27	270	10.00
SGPI: SEM-I: 9.37 ; SEM-II: 9.63 ; SEM-III:10.00 ; SEM-IV: 9.35 ; SEM-V:10.00 ; SEM-VI: 9.69 ; SEM-VII: 9.54 ; CGPI: 9.70 CREDITS: SEM-I: 27 ; SEM-II: 27 ; SEM-III: 26 ; SEM-IV: 26 ; SEM-V: 26 ; SEM-VI: 26 ; SEM-VII: 26 MARKS: SEM-I:636/750; SEM-II:637/750; SEM-III:623/750; SEM-IV:596/750; SEM-V:653/750; SEM-VI:641/750; SEM-VII:633/775; TOTAL: 5099/6025 (84.63%)																				

/- FEMALE, #- 0.229, @- 0.5042/0.5043, *- 0.5045, \$- Carried Forward Grade, -- Dyslexia, A/ABS- Absent, F- Fails, P- Passes
 RR- Reserved, RLE- Reserve for Lower Examination, RPV- Provisional, RCC- 0.5050, ADC- Admission Cancelled
 G:Grade, GP:Grade Point, C:Credits, aC:Sum of Credit Points, aCG:Sum of Product of Credits & Grades
 SGPI:Semester Grade Performance Index = aCG/aC, CGPI:Cumulative Grade Performance Index
 % Marks : 80 and Above 75-79.99 70-74.99 60-69.99 50-59.99 45-49.99 40-44.99 Less Than 40
 Grade / Gr. Pt. : 0 / 10 A / 9 B / 8 C / 7 D / 6 E / 5 F / 4 F / 0



[Signature]
 Principal
 S.I.E.S. GRADUATE SCHOOL OF TECHNOLOGY
 PLOT 1C/D/E, SIR CHANDRASEKARENDRA SARASWATHY VIDYAPURAM
 SECTOR 4, NERUL, NAVI MUMBAI - 400 706.

UNIVERSITY OF MUMBAI

OFFICE REGISTER FOR THE B.E. (INFORMATION TECHNOLOGY ENGINEERING) (SEM VIII) (CHOICE BASED) EXAMINATION HELD IN OCTOBER 2020
 COLLEGE/CENTRE NAME:690:SIES Page No.: 793
 RESULT DATE :- NOVEMBER 17, 2020

SEAT NO	NAME	<Course-I>	<Course-II>	<Course-III>	<Course-IV>	<Course-V>	<Course-VI>	<Course-VII>	<Course-VIII>	<Course-IX>	RESULT	REMARK	TOTAL MARKS
		Th(80/32)	Th(80/32)	Th(80/32)	Th(80/32)	Tw(25/10)	Tw(25/10)	Tw(25/10)	Tw(25/10)	Tw(100/40)			OUT OF 750
		In(20/08)	In(20/08)	In(20/08)	In(20/08)	Or(25/10)	Or(25/10)	Or/Pr(25/10)	Or/Pr(25/10)	Or(50/20)			
		Total	Total	Total	Total	Total	Total	Total	Total	Total			
		C G GP C*G	C G GP C*G	C G GP C*G	C G GP C*G	C G GP C*G	C G GP C*G	C G GP C*G	C G GP C*G	C G GP C*G	äc	äcG	SGPI
01. ITC801	BIG DATA ANALYTICS				02. ITC802	INTERNET OF EVERYTHING			07. ITDLO8045	ENTERPRISE RESO. PLANNING			
09. ILO8022	FINANCE MANAGEMENT				17. ITL801	BIG DATA LAB			18. ITL802	INTER. OF EVERYTHING LAB			
19. ITL803	DEVOPS LAB				20. ITL804	R PROGRAMMING LAB			21. ITM805	PROJECT-II			

12282353 /PATIL ANUSHKA ATUL ADITI

67	77	74	70	22	22	22	23	94																										
18	19	18	19	21	20	22	24	46	P			678																						
85	96	92	89	43	42	44	47	140																										
4	0	10	40	4	0	10	40	4	0	10	40	3	0	10	30	1	0	10	10	1	0	10	10	1	0	10	10	8	0	10	80	27	270	10.00
SGPI: SEM-I: 8.85 ; SEM-II: 8.59 ; SEM-III: 9.08 ; SEM-IV: 8.27 ; SEM-V: 9.08 ; SEM-VI: 9.04 ; SEM-VII: 8.42 ; CGPI: 8.92																																		
CREDITS: SEM-I: 27 ; SEM-II: 27 ; SEM-III: 26 ; SEM-IV: 26 ; SEM-V: 26 ; SEM-VI: 26 ; SEM-VII: 26																																		
MARKS: SEM-I:585/750; SEM-II:588/750; SEM-III:599/750; SEM-IV:562/750; SEM-V:603/750; SEM-VI:592/750; SEM-VII:584/775; TOTAL: 4791/6025 (79.52%)																																		

12282354 /REETHIKA RENGANATHAN PADMAJA

67	77	74	70	21	20	21	22	94																										
18	19	19	16	22	20	22	23	46	P			671																						
85	96	93	86	43	40	43	45	140																										
4	0	10	40	4	0	10	40	4	0	10	40	3	0	10	30	1	0	10	10	1	0	10	10	1	0	10	10	8	0	10	80	27	270	10.00
SGPI: SEM-I: 7.91 ; SEM-II: 7.37 ; SEM-III: 8.46 ; SEM-IV: 8.14 ; SEM-V: 8.46 ; SEM-VI: 9.64 ; SEM-VII: 8.65 ; CGPI: 8.58																																		
CREDITS: SEM-I: 27 ; SEM-II: 27 ; SEM-III: 26 ; SEM-IV: 26 ; SEM-V: 26 ; SEM-VI: 26 ; SEM-VII: 26																																		
MARKS: SEM-I:547/750; SEM-II:518/750; SEM-III:563/750; SEM-IV:544/750; SEM-V:579/750; SEM-VI:614/750; SEM-VII:593/775; TOTAL: 4629/6025 (76.83%)																																		

01. ITC801	BIG DATA ANALYTICS				02. ITC802	INTERNET OF EVERYTHING			07. ITDLO8045	ENTERPRISE RESO. PLANNING		
15. ILO8028	DIGITAL BUSINESS MGMT.				17. ITL801	BIG DATA LAB			18. ITL802	INTER. OF EVERYTHING LAB		
19. ITL803	DEVOPS LAB				20. ITL804	R PROGRAMMING LAB			21. ITM805	PROJECT-II		

12282355 BHANUSHALI NAYAN JAYRAM CHETNA

61	74	70	80	19	19	19	16	80																														
17	17	19	19	19	19	21	22	43	P			634																										
78	91	89	99	38	38	40	38	123																														
4	A	9	36	4	0	10	40	4	0	10	40	3	0	10	30	1	A	9	9	1	A	9	9	1	0	10	10	1	A	9	9	8	0	10	80	27	263	9.74
SGPI: SEM-I: 6.67 ; SEM-II: 7.33 ; SEM-III: 6.62 ; SEM-IV: 6.65 ; SEM-V: 6.88 ; SEM-VI: 6.65 ; SEM-VII: 7.54 ; CGPI: 7.27																																						
CREDITS: SEM-I: 27 ; SEM-II: 27 ; SEM-III: 26 ; SEM-IV: 26 ; SEM-V: 26 ; SEM-VI: 26 ; SEM-VII: 26																																						
MARKS: SEM-I:455/750; SEM-II:499/750; SEM-III:472/750; SEM-IV:472/750; SEM-V:475/750; SEM-VI:472/750; SEM-VII:536/775; TOTAL: 4015/6025 (66.64%)																																						

/- FEMALE, #- 0.229, 0- 0.5042/0.5043, *- 0.5045, \$- Carried Forward Grade, -- Dyslexia, A/ABS- Absent, F- Fails, P- Passes
 RR- Reserved, RLE- Reserve for Lower Examination, RPV- Provisional, RCC- 0.5050, ADC- Admission Cancelled
 G:Grade, GP:Grade Point, C:Credits, äc:Sum of Credit Points, äcG:Sum of Product of Credits & Grades
 SGPI:Semester Grade Performance Index = äcG/äc, CGPI:Cumulative Grade Performance Index
 % Marks : 80 and Above 75-79.99 70-74.99 60-69.99 50-59.99 45-49.99 40-44.99 Less Than 40
 Grade / Gr. Pt. : 0 / 10 A / 9 B / 8 C / 7 D / 6 E / 5 P / 4 F / 0



[Signature]
 Principal
 S.I.E.S. GRADUATE SCHOOL OF TECHNOLOGY
 PLOT 10/D/E, SIR CHANDRASEKARENDRA SARASWATHY VIDYAPURAM
 SECTOR-V, NERUL, NAVI MUMBAI - 400 706.

UNIVERSITY OF MUMBAI

OFFICE REGISTER FOR THE B.E. (INFORMATION TECHNOLOGY ENGINEERING) (SEM VIII) (CHOICE BASED) EXAMINATION HELD IN OCTOBER 2020
 COLLEGE/CENTRE NAME:690:SIES Page No.: 794
 RESULT DATE :- NOVEMBER 17, 2020

SEAT NO	NAME	<Course-I> Th(80/32) In(20/08) Total C G GP C*G	<Course-II> Th(80/32) In(20/08) Total C G GP C*G	<Course-III> Th(80/32) In(20/08) Total C G GP C*G	<Course-IV> Th(80/32) In(20/08) Total C G GP C*G	<Course-V> Tw(25/10) Or(25/10) Total C G GP C*G	<Course-VI> Tw(25/10) Or(25/10) Total C G GP C*G	<Course-VII> Tw(25/10) Or/Pr(25/10) Total C G GP C*G	<Course-VIII> Tw(25/10) Or/Pr(25/10) Total C G GP C*G	<Course-IX> Tw(100/40) Or(50/20) Total C G GP C*G	RESULT	REMARK	TOTAL MARKS OUT OF 750																					
01.	ITC801										ãC	ãCG	SGPI																					
15.	ILO8028																																	
19.	ITL803																																	
02.	ITC802																																	
17.	ITL801																																	
20.	ITL804																																	
07.	ITDLO8045																																	
18.	ITL802																																	
21.	ITM805																																	
12282356	GACHERIA PEHLAJ ASHOK RAJAL																																	
64	74	67	80	21	19	22	21	89																										
16	13	17	20	19	18	22	22	43			P		647																					
80	87	84	100	40	37	44	43	132																										
4	0	10	40	4	0	10	40	3	0	10	30	1	0	10	10	1	0	10	10	1	0	10	10	8	0	10	80	27	268	9.93				
SGPI: SEM-I: 7.11 ; SEM-II: 6.81 ; SEM-III: 6.81 ; SEM-IV: 6.08 ; SEM-V: 6.65 ; SEM-VI: 6.69 ; SEM-VII: 7.65 ; CGPI: 7.23																																		
CREDITS: SEM-I: 27 ; SEM-II: 27 ; SEM-III: 26 ; SEM-IV: 26 ; SEM-V: 26 ; SEM-VI: 26 ; SEM-VII: 26																																		
MARKS: SEM-I:482/750; SEM-II:462/750; SEM-III:481/750; SEM-IV:432/750; SEM-V:460/750; SEM-VI:477/750; SEM-VII:526/775; TOTAL: 3967/6025 (65.84%)																																		
12282357	GAJULA GANESH RAVINDRA GEETA																																	
64	77	70	80	24	22	22	22	93																										
19	16	18	20	24	22	22	21	47			P		683																					
83	93	88	100	48	44	44	43	140																										
4	0	10	40	4	0	10	40	3	0	10	30	1	0	10	10	1	0	10	10	1	0	10	10	1	0	10	10	8	0	10	80	27	270	10.00
SGPI: SEM-I: 5.65 ; SEM-II: 7.22 ; SEM-III: 6.46 ; SEM-IV: 6.19 ; SEM-V: 6.85 ; SEM-VI: 7.12 ; SEM-VII: 7.12 ; CGPI: 7.08																																		
CREDITS: SEM-I: 27 ; SEM-II: 27 ; SEM-III: 26 ; SEM-IV: 26 ; SEM-V: 26 ; SEM-VI: 26 ; SEM-VII: 26																																		
MARKS: SEM-I:408/750; SEM-II:498/750; SEM-III:461/750; SEM-IV:463/750; SEM-V:470/750; SEM-VI:487/750; SEM-VII:518/775; TOTAL: 3988/6025 (66.19%)																																		
12282358	GANGA VAMSHIKIRAN DEENADAYALU SHANTI																																	
64	77	70	70	21	21	22	22	92																										
17	16	16	20	19	24	22	19	46			P		658																					
81	93	86	90	40	45	44	41	138																										
4	0	10	40	4	0	10	40	3	0	10	30	1	0	10	10	1	0	10	10	1	0	10	10	1	0	10	10	8	0	10	80	27	270	10.00
SGPI: SEM-I: 7.00 ; SEM-II: 7.74 ; SEM-III: 6.00 ; SEM-IV: 6.38 ; SEM-V: 6.04 ; SEM-VI: 6.46 ; SEM-VII: 7.15 ; CGPI: 7.11																																		
CREDITS: SEM-I: 27 ; SEM-II: 27 ; SEM-III: 26 ; SEM-IV: 26 ; SEM-V: 26 ; SEM-VI: 26 ; SEM-VII: 26																																		
MARKS: SEM-I:471/750; SEM-II:519/750; SEM-III:442/750; SEM-IV:455/750; SEM-V:434/750; SEM-VI:457/750; SEM-VII:506/775; TOTAL: 3942/6025 (65.43%)																																		
/- FEMALE, #- 0.229, @- 0.5042/0.5043, *- 0.5045, \$- Carried Forward Grade, -- Dyslexia, A/ABS- Absent, F- Fails, P- Passes																																		
RR- Reserved, RLE- Reserve for Lower Examination, RPV- Provisional, RCC- 0.5050, ADC- Admission Cancelled																																		
G:Grade, GP:Grade Point, C:Credits, ãC:Sum of Credit Points, ãCG:Sum of Product of Credits & Grades																																		
SGPI:Semester Grade Performance Index = ãCG/ãC, CGPI:Cumulative Grade Performance Index																																		
% Marks : 80 and Above 75-79.99 70-74.99 60-69.99 50-59.99 45-49.99 40-44.99 Less Than 40																																		
Grade / Gr. Pt. : 0 / 10 A / 9 B / 8 C / 7 D / 6 E / 5 F / 4 F / 0																																		



[Signature]

Principal
 S.I.E.S. GRADUATE SCHOOL OF TECHNOLOGY
 PLOT 1C/D/E, SIR CHANDRASEKARENDRA SARASWATY VIDYAPURAM
 SECTOR-V, NERUL, NAVI MUMBAI - 400 706.

UNIVERSITY OF MUMBAI

OFFICE REGISTER FOR THE B.E. (INFORMATION TECHNOLOGY ENGINEERING) (SEM VIII) (CHOICE BASED) EXAMINATION HELD IN OCTOBER 2020
 COLLEGE/CENTRE NAME:690:SIES RESULT DATE :- NOVEMBER 17, 2020

Page No.: 795

SEAT_NO	NAME	<Course-I>	<Course-II>	<Course-III>	<Course-IV>	<Course-V>	<Course-VI>	<Course-VII>	<Course-VIII>	<Course-IX>	RESULT	REMARK	TOTAL MARKS
		Th(80/32)	Th(80/32)	Th(80/32)	Th(80/32)	Tw(25/10)	Tw(25/10)	Tw(25/10)	Tw(25/10)	Tw(100/40)			OUT OF 750
		In(20/08)	In(20/08)	In(20/08)	In(20/08)	Or(25/10)	Or(25/10)	Or/Pr(25/10)	Or/Pr(25/10)	Or(50/20)			
		Total	Total	Total	Total	Total	Total	Total	Total	Total			
		C G GP C*G	C G GP C*G	C G GP C*G	C G GP C*G	C G GP C*G	C G GP C*G	C G GP C*G	C G GP C*G	C G GP C*G	äc	äcG	SGPI
01.	ITC801	BIG DATA ANALYTICS			02.	ITC802	INTERNET OF EVERYTHING			07.	ITDLO8045	ENTERPRISE RESO. PLANNING	
15.	ILO8028	DIGITAL BUSINESS MGMT.			17.	ITL801	BIG DATA LAB			18.	ITL802	INTER. OF EVERYTHING LAB	
19.	ITL803	DEVOPS LAB			20.	ITL804	R PROGRAMMING LAB			21.	ITM805	PROJECT-II	

12282359 JADHAV SANKET RAJESH SANGEETA

64	74	74	77	20	21	21	20	70																																		
15	14	18	18	18	19	18	19	38			P	RLE	618																													
79	88	92	95	38	40	39	39	108																																		
4	A	9	36	4	O	10	40	4	O	10	40	3	O	10	30	1	A	9	9	1	O	10	10	1	A	9	9	1	A	9	9	1	A	9	9	8	B	8	64	27	247	9.15

(DIPLOMA STUDENT) SGPI: SEM-III: 5.19 ; SEM-IV: 5.54 ; SEM-V: -- ; SEM-VI: 6.12 ; SEM-VII: 6.50 ; CGPI: --
 CREDITS: SEM-I: 26 ; SEM-II: 26 ; SEM-III: 26 ; SEM-IV: 26 ; SEM-V: -- ; SEM-VI: 26 ; SEM-VII: 26
 MARKS: SEM-I:397/750; SEM-II:409/750; SEM-V: -- ; SEM-VI:437/750; SEM-VII:468/775; TOTAL: --

12282360 KAMATH ABHIRUP NAGESH NAMITA

64	77	70	80	23	23	23	23	95																																		
18	17	18	20	24	23	23	24	47			P	692																														
82	94	88	100	47	46	46	47	142																																		
4	O	10	40	4	O	10	40	4	O	10	40	3	O	10	30	1	O	10	10	1	O	10	10	1	O	10	10	1	O	10	10	1	O	10	10	8	O	10	80	27	270	10.00

SGPI: SEM-I: 8.63 ; SEM-II: 8.56 ; SEM-III: 7.77 ; SEM-IV: 8.62 ; SEM-V: 9.08 ; SEM-VI: 8.31 ; SEM-VII: 8.73 ; CGPI: 8.72
 CREDITS: SEM-I: 27 ; SEM-II: 27 ; SEM-III: 26 ; SEM-IV: 26 ; SEM-V: 26 ; SEM-VI: 26 ; SEM-VII: 26
 MARKS: SEM-I:584/750; SEM-II:564/750; SEM-III:540/750; SEM-IV:574/750; SEM-V:602/750; SEM-VI:568/750; SEM-VII:603/775; TOTAL: 4727/6025 (78.46%)

12282361 KOTHARI BHAVINKUMAR MADANLAL SUSHILA

64	74	70	80	22	21	22	21	95																																		
19	17	18	19	23	19	22	23	47			P	676																														
83	91	88	99	45	40	44	44	142																																		
4	O	10	40	4	O	10	40	4	O	10	40	3	O	10	30	1	O	10	10	1	O	10	10	1	O	10	10	1	O	10	10	1	O	10	10	8	O	10	80	27	270	10.00

SGPI: SEM-I: 8.48 ; SEM-II: 8.22 ; SEM-III: 8.65 ; SEM-IV: 7.54 ; SEM-V: 7.50 ; SEM-VI: 7.81 ; SEM-VII: 8.08 ; CGPI: 8.29
 CREDITS: SEM-I: 27 ; SEM-II: 27 ; SEM-III: 26 ; SEM-IV: 26 ; SEM-V: 26 ; SEM-VI: 26 ; SEM-VII: 26
 MARKS: SEM-I:566/750; SEM-II:558/750; SEM-III:589/750; SEM-IV:526/750; SEM-V:527/750; SEM-VI:547/750; SEM-VII:567/775; TOTAL: 4556/6025 (75.62%)

/- FEMALE, #- 0.229, @- 0.5042/0.5043, *- 0.5045, \$- Carried Forward Grade, -- Dyslexia, A/ABS- Absent, F- Fails, P- Passes
 RR- Reserved, RLE- Reserve for Lower Examination, RPV- Provisional, RCC- 0.5050, ADC- Admission Cancelled

G:Grade, GP:Grade Point, C:Credits, äC:Sum of Credit Points, äCG:Sum of Product of Credits & Grades
 SGPI:Semester Grade Performance Index = äCG/äC, CGPI:Cumulative Grade Performance Index

% Marks : 80 and Above 75-79.99 70-74.99 60-69.99 50-59.99 45-49.99 40-44.99 Less Than 40
 Grade / Gr. Pt. : O / 10 A / 9 B / 8 C / 7 D / 6 E / 5 P / 4 F / 0



(Signature)
 Principal
 S.I.E.S. GRADUATE SCHOOL OF TECHNOLOGY
 PLOT 1C/D/E, SIR CHANDRASEKARENDRA SARASWATHY VIDYAPURAM
 SECTOR-V, NERUL, NAVI MUMBAI - 400 706.

UNIVERSITY OF MUMBAI

OFFICE REGISTER FOR THE B.E. (INFORMATION TECHNOLOGY ENGINEERING) (SEM VIII) (CHOICE BASED) EXAMINATION HELD IN OCTOBER 2020
 COLLEGE/CENTRE NAME:690:SIES RESULT DATE :- NOVEMBER 17, 2020

Page No.: 796

SEAT NO	NAME	<Course-I>	<Course-II>	<Course-III>	<Course-IV>	<Course-V>	<Course-VI>	<Course-VII>	<Course-VIII>	< Course-IX >	RESULT	REMARK	TOTAL MARKS
		Th(80/32)	Th(80/32)	Th(80/32)	Th(80/32)	Tw(25/10)	Tw(25/10)	Tw(25/10)	Tw(25/10)	Tw(100/40)			OUT OF 750
		In(20/08)	In(20/08)	In(20/08)	In(20/08)	Or(25/10)	Or(25/10)	Or/Pr(25/10)	Or/Pr(25/10)	Or(50/20)			
		Total	Total	Total	Total	Total	Total	Total	Total	Total			
		C G GP C*G	C G GP C*G	C G GP C*G	C G GP C*G	C G GP C*G	C G GP C*G	C G GP C*G	C G GP C*G	C G GP C*G			

01. ITC801	BIG DATA ANALYTICS				02. ITC802	INTERNET OF EVERYTHING			07. ITDLO8045	ENTERPRISE RESO. PLANNING																												
15. ILO8028	DIGITAL BUSINESS MGMT.				17. ITL801	BIG DATA LAB			18. ITL802	INTER. OF EVERYTHING LAB																												
19. ITL803	DEVOPS LAB				20. ITL804	R PROGRAMMING LAB			21. ITM805	PROJECT-II																												
12282362 /NATHAN KAVYA KAVITHA																																						
67	77	74		77	22	21		18	21	90																												
19	16	18		19	22	20		21	23	44		P	669																									
86	93	92		96	44	41		39	44	134																												
4	0	10	40	4	0	10	40	4	0	10	40	3	0	10	30	1	0	10	10	1	0	10	10	1	0	10	10	1	0	10	10	8	0	10	80	27	269	9.96
SGPI: SEM-I: 6.11 ; SEM-II: 6.56 ; SEM-III: 6.77 ; SEM-IV: 6.85 ; SEM-V: 7.08 ; SEM-VI: 7.62 ; SEM-VII: 7.31 ; CGPI: 7.29																																						
CREDITS: SEM-I: 27 ; SEM-II: 27 ; SEM-III: 26 ; SEM-IV: 26 ; SEM-V: 26 ; SEM-VI: 26 ; SEM-VII: 26																																						
MARKS: SEM-I:434/750; SEM-II:466/750; SEM-III:472/750; SEM-IV:482/750; SEM-V:490/750; SEM-VI:526/750; SEM-VII:516/775; TOTAL: 4055/6025 (67.30%)																																						

12282363 /PATIL SHREYA SANDESH SARITA																																						
70	74	70		74	23	22		23	22	85																												
18	18	18		19	22	21		22	21	42		P	664																									
88	92	88		93	45	43		45	43	127																												
4	0	10	40	4	0	10	40	4	0	10	40	3	0	10	30	1	0	10	10	1	0	10	10	1	0	10	10	1	0	10	10	8	0	10	80	27	270	10.00
(DIPLOMA STUDENT)																																						
SGPI: SEM-III: 7.73 ; SEM-IV: 7.31 ; SEM-V: 7.08 ; SEM-VI: 7.54 ; SEM-VII: 7.23 ; CGPI: 7.83																																						
CREDITS: SEM-III: 26 ; SEM-IV: 26 ; SEM-V: 26 ; SEM-VI: 26 ; SEM-VII: 26																																						
MARKS: SEM-III:545/750; SEM-IV:534/750; SEM-V:498/750; SEM-VI:529/750; SEM-VII:540/775; TOTAL: 3310/4525 (73.15%)																																						

12282364 /REDDY ANUJA RAJAGURU SHANTI																																						
67	77	67		80	22	22		22	22	89																												
20	19	18		20	22	21		21	22	44		P	675																									
87	96	85		100	44	43		43	44	133																												
4	0	10	40	4	0	10	40	4	0	10	40	3	0	10	30	1	0	10	10	1	0	10	10	1	0	10	10	1	0	10	10	8	0	10	80	27	270	10.00
SGPI: SEM-I: 8.00 ; SEM-II: 8.44 ; SEM-III: 8.35 ; SEM-IV: 7.73 ; SEM-V: 8.88 ; SEM-VI: 9.04 ; SEM-VII: 7.96 ; CGPI: 8.55																																						
CREDITS: SEM-I: 27 ; SEM-II: 27 ; SEM-III: 26 ; SEM-IV: 26 ; SEM-V: 26 ; SEM-VI: 26 ; SEM-VII: 26																																						
MARKS: SEM-I:535/750; SEM-II:562/750; SEM-III:557/750; SEM-IV:541/750; SEM-V:582/750; SEM-VI:599/750; SEM-VII:553/775; TOTAL: 4604/6025 (76.41%)																																						

/- FEMALE, #- 0.229, @- 0.5042/0.5043, *- 0.5045, \$- Carried Forward Grade, -- Dyslexia, A/ABS- Absent, F- Fails, P- Passes
 RR- Reserved, RLE- Reserve for Lower Examination, RPV- Provisional, RCC- 0.5050, ADC- Admission Cancelled
 G:Grade, GP:Grade Point, C:Credits, AC:Sum of Credit Points, ACG:Sum of Product of Credits & Grades
 SGPI:Semester Grade Performance Index = ACG/AC, CGPI:Cumulative Grade Performance Index
 % Marks : 80 and Above 75-79.99 70-74.99 60-69.99 50-59.99 45-49.99 40-44.99 Less Than 40
 Grade / Gr. Pt. : 0 / 10 A / 9 B / 8 C / 7 D / 6 E / 5 F / 4 F / 0



[Signature]

Principal

S.I.E.S. GRADUATE SCHOOL OF TECHNOLOGY
 PLOT 1C/D/E, SIR CHANDRASEKARENDRA SARASWATHY VIDYAPURAM
 SECTOR-V, NERUL, NAVI, MUMBAI - 400 706.

UNIVERSITY OF MUMBAI

Page No.: 797

OFFICE REGISTER FOR THE B.E. (INFORMATION TECHNOLOGY ENGINEERING) (SEM VIII) (CHOICE BASED) EXAMINATION HELD IN OCTOBER 2020
COLLEGE/CENTRE NAME:690:SIES RESULT DATE :- NOVEMBER 17, 2020

SEAT NO	NAME	<Course-I> Th(80/32) In(20/08) Total C G GP C*G	<Course-II> Th(80/32) In(20/08) Total C G GP C*G	<Course-III> Th(80/32) In(20/08) Total C G GP C*G	<Course-IV> Th(80/32) In(20/08) Total C G GP C*G	<Course-V> Tw(25/10) Or(25/10) Total C G GP C*G	<Course-VI> Tw(25/10) Or(25/10) Total C G GP C*G	<Course-VII> Tw(25/10) Or/Pr(25/10) Total C G GP C*G	<Course-VIII> Tw(25/10) Or/Pr(25/10) Total C G GP C*G	<Course-IX> Tw(100/40) Or(50/20) Total C G GP C*G	RESULT REMARK	TOTAL MARKS OUT OF 750																						
01.	ITC801		BIG DATA ANALYTICS		02.	ITC802	INTERNET OF EVERYTHING		07.	ITDLO8045	ENTERPRISE RESO. PLANNING																							
15.	ILO8028		DIGITAL BUSINESS MGMT.		17.	ITL801	BIG DATA LAB		18.	ITL802	INTER. OF EVERYTHING LAB																							
19.	ITL803		DEVOPS LAB		20.	ITL804	R PROGRAMMING LAB		21.	ITM805	PROJECT-II																							

12282365	SHETTY GAURAV SHIVARAMA GEETHA																																	
67	77	70	74	21	19	16	21	89																										
18	18	17	20	19	20	21	19	41	P			647																						
85	95	87	94	40	39	37	40	130																										
4	0	10	40	4	0	10	40	3	0	10	30	1	0	10	10	1	A	9	9	1	B	8	8	1	0	10	10	8	0	10	80	27	267	9.89
SGPI: SEM-I: 8.41 ; SEM-II: 8.37 ; SEM-III: 6.88 ; SEM-IV: 7.50 ; SEM-V: 7.69 ; SEM-VI: 8.00 ; SEM-VII: 7.62 ; CGPI: 8.06																																		
CREDITS: SEM-I: 27 ; SEM-II: 27 ; SEM-III: 26 ; SEM-IV: 26 ; SEM-V: 26 ; SEM-VI: 26 ; SEM-VII: 26																																		
MARKS: SEM-I:561/750; SEM-II:554/750; SEM-III:492/750; SEM-IV:500/750; SEM-V:519/750; SEM-VI:539/750; SEM-VII:534/775; TOTAL: 4346/6025 (72.13%)																																		

12282366	SHINDE RUSHIKESH VILAS KAVITA																																	
67	77	70	77	24	21	22	23	92																										
19	17	18	19	24	22	24	23	45	P			684																						
86	94	88	96	48	43	46	46	137																										
4	0	10	40	4	0	10	40	3	0	10	30	1	0	10	10	1	0	10	10	1	0	10	10	1	0	10	10	8	0	10	80	27	270	10.00
SGPI: SEM-I: 8.96 ; SEM-II: 9.00 ; SEM-III: 9.04 ; SEM-IV: 8.38 ; SEM-V: 9.15 ; SEM-VI: 8.00 ; SEM-VII: 9.23 ; CGPI: 8.97																																		
CREDITS: SEM-I: 27 ; SEM-II: 27 ; SEM-III: 26 ; SEM-IV: 26 ; SEM-V: 26 ; SEM-VI: 26 ; SEM-VII: 26																																		
MARKS: SEM-I:593/750; SEM-II:598/750; SEM-III:608/750; SEM-IV:573/750; SEM-V:592/750; SEM-VI:566/750; SEM-VII:646/775; TOTAL: 4860/6025 (80.66%)																																		

12282367	/SNEHA MURLI RAJASRI																																	
67	77	67	80	22	22	22	23	89																										
20	18	19	20	22	21	22	23	44	P			678																						
87	95	86	100	44	43	44	46	133																										
4	0	10	40	4	0	10	40	3	0	10	30	1	0	10	10	1	0	10	10	1	0	10	10	1	0	10	10	8	0	10	80	27	270	10.00
SGPI: SEM-I: 8.11 ; SEM-II: 8.98 ; SEM-III: 9.15 ; SEM-IV: 8.31 ; SEM-V: 9.35 ; SEM-VI: 9.50 ; SEM-VII: 8.42 ; CGPI: 8.98																																		
CREDITS: SEM-I: 27 ; SEM-II: 27 ; SEM-III: 26 ; SEM-IV: 26 ; SEM-V: 26 ; SEM-VI: 26 ; SEM-VII: 26																																		
MARKS: SEM-I:557/750; SEM-II:589/750; SEM-III:604/750; SEM-IV:558/750; SEM-V:614/750; SEM-VI:616/750; SEM-VII:576/775; TOTAL: 4792/6025 (79.54%)																																		

/- FEMALE, #- 0.229, 0- 0.5042/0.5043, *- 0.5045, \$- Carried Forward Grade, -- Dyslexia, A/ABS- Absent, F- Fails, P- Passes																																		
RR- Reserved, RLE- Reserve for Lower Examination, RPV- Provisional, RCC- 0.5050, ADC- Admission Cancelled																																		
G:Grade, GP:Grade Point, C:Credits, aC:Sum of Credit Points, aCG:Sum of Product of Credits & Grades																																		
SGPI:Semester Grade Performance Index = aCG/aC, CGPI:Cumulative Grade Performance Index																																		
% Marks : 80 and Above 75-79.99 70-74.99 60-69.99 50-59.99 45-49.99 40-44.99 Less Than 40																																		
Grade / Gr. Pt. : 0 / 10 A / 9 B / 8 C / 7 D / 6 E / 5 P / 4 F / 0																																		



[Signature]

Principal
S.I.E.S. GRADUATE SCHOOL OF TECHNOLOGY
PLOT 1C/D/E, SIR CHANDRASEKARENDRA SARASWATHY VIDYAPURAM
SECTOR 4, NERUL, MUMBAI - 400 706.

UNIVERSITY OF MUMBAI

OFFICE REGISTER FOR THE B.E. (INFORMATION TECHNOLOGY ENGINEERING) (SEM VIII) (CHOICE BASED) EXAMINATION HELD IN OCTOBER 2020
 COLLEGE/CENTRE NAME:690:SIES

Page No.: 798
 RESULT DATE :- NOVEMBER 17, 2020

SEAT NO	NAME	<Course-I> Th(80/32) In(20/08) Total C G GP C*G	<Course-II> Th(80/32) In(20/08) Total C G GP C*G	<Course-III> Th(80/32) In(20/08) Total C G GP C*G	<Course-IV> Th(80/32) In(20/08) Total C G GP C*G	<Course-V> Tw(25/10) Or(25/10) Total C G GP C*G	<Course-VI> Tw(25/10) Or(25/10) Total C G GP C*G	<Course-VII> Tw(25/10) Or/Pr(25/10) Total C G GP C*G	<Course-VIII> Tw(25/10) Or(25/20) Total C G GP C*G	<Course-IX> Tw(100/40) Or(50/20) Total C G GP C*G	RESULT REMARK	TOTAL MARKS OUT OF 750
01. ITC801	BIG DATA ANALYTICS			02. ITC802	INTERNET OF EVERYTHING	07. ITDLO8045	ENTERPRISE RESO. PLANNING					
15. ILO8028	DIGITAL BUSINESS MGMT.			17. ITL801	BIG DATA LAB	18. ITL802	INTER. OF EVERYTHING LAB					
19. ITL803	DEVOPS LAB			20. ITL804	R PROGRAMMING LAB	21. ITM805	PROJECT-II					

12282368 VISHWANATH PRADYUMNA SRINIVAS MINI

67	77	70	74	19	17	19	18	71																														
15	14	16	17	19	20	21	20	39	P			613																										
82	91	86	91	38	37	40	38	110																														
4	0	10	40	4	0	10	40	4	0	10	40	3	0	10	30	1	A	9	9	1	B	8	8	1	0	10	10	1	A	9	9	8	B	8	64	27	250	9.26
SGPI: SEM-I: 6.78 ; SEM-II: 6.02 ; SEM-III: 5.81 ; SEM-IV: 5.79 ; SEM-V: 5.73 ; SEM-VI: 5.46 ; SEM-VII: 5.62 ; CGPI: 6.32																																						
CREDITS: SEM-I: 27 ; SEM-II: 27 ; SEM-III: 26 ; SEM-IV: 26 ; SEM-V: 26 ; SEM-VI: 26 ; SEM-VII: 26																																						
MARKS: SEM-I:461/750; SEM-II:425/750; SEM-III:416/750; SEM-IV:406/750; SEM-V:423/750; SEM-VI:415/750; SEM-VII:427/775; TOTAL: 3586/6025 (59.52%)																																						

12282369 /ZAAVDE PRAJAKTA HARIHAR MADHURI

67	77	67	80	24	22	23	23	93																																	
20	18	19	20	24	21	23	24	46	P			691																													
87	95	86	100	48	43	46	47	139																																	
4	0	10	40	4	0	10	40	4	0	10	40	3	0	10	30	1	0	10	10	1	0	10	10	1	0	10	10	1	0	10	10	1	0	10	8	0	10	80	27	270	10.00
SGPI: SEM-I: 7.93 ; SEM-II: 9.50 ; SEM-III: 9.85 ; SEM-IV: 9.02 ; SEM-V: 9.92 ; SEM-VI: 9.79 ; SEM-VII:10.00 ; CGPI: 9.50																																									
CREDITS: SEM-I: 27 ; SEM-II: 27 ; SEM-III: 26 ; SEM-IV: 26 ; SEM-V: 26 ; SEM-VI: 26 ; SEM-VII: 26																																									
MARKS: SEM-I:548/750; SEM-II:635/750; SEM-III:639/750; SEM-IV:589/750; SEM-V:654/750; SEM-VI:631/750; SEM-VII:645/775; TOTAL: 5032/6025 (83.52%)																																									

01. ITC801	BIG DATA ANALYTICS	02. ITC802	INTERNET OF EVERYTHING	07. ITDLO8045	ENTERPRISE RESO. PLANNING
16. ILO8029	ENVIRONMENTAL MANAGEMENT	17. ITL801	BIG DATA LAB	18. ITL802	INTER. OF EVERYTHING LAB
19. ITL803	DEVOPS LAB	20. ITL804	R PROGRAMMING LAB	21. ITM805	PROJECT-II

12282370 /SHRIYA ASHOKAN SUJATHA

67	77	70	74	23	22	22	23	84																																		
19	18	18	19	22	21	21	23	43	P			666																														
86	95	88	93	45	43	43	46	127																																		
4	0	10	40	4	0	10	40	4	0	10	40	3	0	10	30	1	0	10	10	1	0	10	10	1	0	10	10	1	0	10	10	1	0	10	10	8	0	10	80	27	270	10.00
SGPI: SEM-I: 7.63 ; SEM-II: 8.85 ; SEM-III: 8.73 ; SEM-IV: 8.15 ; SEM-V: 8.85 ; SEM-VI: 9.04 ; SEM-VII: 8.85 ; CGPI: 8.76																																										
CREDITS: SEM-I: 27 ; SEM-II: 27 ; SEM-III: 26 ; SEM-IV: 26 ; SEM-V: 26 ; SEM-VI: 26 ; SEM-VII: 26																																										
MARKS: SEM-I:527/750; SEM-II:581/750; SEM-III:563/750; SEM-IV:549/750; SEM-V:585/750; SEM-VI:590/750; SEM-VII:616/775; TOTAL: 4677/6025 (77.63%)																																										

- FEMALE, #- 0.229, 8- 0.5042/0.5043, *- 0.5045, \$- Carried Forward Grade, -- Dyslexia, A/ABS- Absent, F- Fails, P- Passes
 RR- Reserved, RLE- Reserve for Lower Examination, RPV- Provisional, RCC- 0.5050, ADC- Admission Cancelled
 G:Grade, GP:Grade Point, C:Credits, aC:Sum of Credit Points, aCG:Sum of Product of Credits & Grades
 SGPI:Semester Grade Performance Index = aCG/aC, CGPI:Cumulative Grade Performance Index
 % Marks : 80 and Above 75-79.99 70-74.99 60-69.99 50-59.99 45-49.99 40-44.99 Less Than 40
 Grade / Gr. Pt. : 0 / 10 A / 9 B / 8 C / 7 D / 6 E / 5 P / 4 F / 0



[Signature]

Principal
 S.I.E.S. GRADUATE SCHOOL OF TECHNOLOGY
 PLOT 1C/D/E, SIR CHANDRASEKARENDRA SARASWATHY VIDYAPURAM
 SECTOR-4, NERUL, NAVI MUMBAI - 400 706.

UNIVERSITY OF MUMBAI

OFFICE REGISTER FOR THE B.E. (INFORMATION TECHNOLOGY ENGINEERING) (SEM VIII) (CHOICE BASED) EXAMINATION HELD IN OCTOBER 2020
 COLLEGE/CENTRE NAME: 690: SIES

Page No.: 799

RESULT DATE :- NOVEMBER 17, 2020

SEAT NO	NAME	<Course-I> Th(80/32) In(20/08) Total C G GP C*G	<Course-II> Th(80/32) In(20/08) Total C G GP C*G	<Course-III> Th(80/32) In(20/08) Total C G GP C*G	<Course-IV> Th(80/32) In(20/08) Total C G GP C*G	<Course-V> Tw(25/10) Or(25/10) Total C G GP C*G	<Course-VI> Tw(25/10) Or(25/10) Total C G GP C*G	<Course-VII> Tw(25/10) Or/Pr(25/10) Total C G GP C*G	<Course-VIII> Tw(25/10) Or/Pr(25/10) Total C G GP C*G	<Course-IX> Tw(100/40) Or(50/20) Total C G GP C*G	RESULT REMARK	TOTAL MARKS OUT OF 750
01. ITC801	BIG DATA ANALYTICS											
16. ILO8029	ENVIRONMENTAL MANAGEMENT											
19. ITL803	DEVOPS LAB											
02. ITC802	INTERNET OF EVERYTHING											
17. ITL801	BIG DATA LAB											
20. ITL804	R PROGRAMMING LAB											
07. ITDLO8045	ENTERPRISE RESO. PLANNING											
18. ITL802	INTER. OF EVERYTHING LAB											
21. ITM805	PROJECT-II											
12282371 /V SUNETRA SESHAGIRI PUSHPA												
67	77	70	74	23	23	22	20	84				
20	18	18	19	22	21	21	21	43	P			663
87	95	88	93	45	44	43	41	127				
4	0	10	40	4	0	10	40	4	0	10	40	3
0	10	30	1	0	10	10	1	0	10	10	1	0
1	0	10	10	1	0	10	10	1	0	10	10	8
0	10	80	27	270	10.00							
SGPI: SEM-I: 7.13 ; SEM-II: 7.11 ; SEM-III: 8.38 ; SEM-IV: 7.68 ; SEM-V: 8.08 ; SEM-VI: 8.87 ; SEM-VII: 9.62 ; CGPI: 8.35												
CREDITS: SEM-I: 27 ; SEM-II: 27 ; SEM-III: 26 ; SEM-IV: 26 ; SEM-V: 26 ; SEM-VI: 26 ; SEM-VII: 26												
MARKS: SEM-I:475/750; SEM-II:490/750; SEM-III:561/750; SEM-IV:523/750; SEM-V:550/750; SEM-VI:581/750; SEM-VII:632/775; TOTAL: 4475/6025 (74.27%)												

/- FEMALE, #- 0.229, @- 0.5042/0.5043, *- 0.5045, \$- Carried Forward Grade, -- Dyslexia, A/ABS- Absent, F- Fails, P- Passes
 RR- Reserved, RLE- Reserve for Lower Examination, RPV- Provisional, RCC- 0.5050, ADC- Admission Cancelled
 G:Grade, GP:Grade Point, C:Credits, aC:Sum of Credit Points, aCG:Sum of Product of Credits & Grades
 SGPI:Semester Grade Performance Index = aCG/aC, CGPI:Cumulative Grade Performance Index
 % Marks : 80 and Above 75-79.99 70-74.99 60-69.99 50-59.99 45-49.99 40-44.99 Less Than 40
 Grade / Gr. Pt. : 0 / 10 A / 9 B / 8 C / 7 D / 6 E / 5 P / 4 F / 0



[Signature]

Principal
 S.I.E.S. GRADUATE SCHOOL OF TECHNOLOGY
 PLOT 1C/D/E, SIR CHANDRASEKHARENDRA SARASWATHY VIDYAPURAM
 SECTOR-V, NERUL, NAVI MUMBAI - 400 706.

20/6-2020

UNIVERSITY OF MUMBAI

OFFICE REGISTER FOR THE B.E. (MECHANICAL ENGINEERING) (SEM VIII) (CHOICE BASED) EXAMINATION HELD IN OCTOBER 2020
 COLLEGE/CENTRE NAME: 690: SIES Page No.: 747
 RESULT DATE :- NOVEMBER 24, 2020

SEAT No	NAME	<Course-I> Th(80/32) In(20/08) Total C G GP C*G	<Course-II> Th(80/32) In(20/08) Total C G GP C*G	<Course-III> Th(80/32) In(20/08) Total C G GP C*G	<Course-IV> Th(80/32) In(20/08) Total C G GP C*G	<Course-V > Th(80/32) In(20/08) Total C G GP C*G	<Course-VI> Tw(25/10) Pr/Or(25/10) Total C G GP C*G	<Course-VII> Tw(25/10) Pr/Or(25/10) Total C G GP C*G	<Course-VIII> Tw(50/20) Pr/Or(100/40) Total C G GP C*G	RESULT	REMARK	TOTAL MARKS OUT OF 750
01. MEC801										排 排 G	SGPI	
04. MEDLO8041	DESIGN OF MECH. SYSTEMS											
18. MEL802	POWER PLANT ENGINEERING POWER ENGINEERING											
02. MEC802												
08. ILO8021	INDUSTRIAL ENGG. & MGMT.											
19. MEL803	PROJECT MANAGEMENT PROJECT-II											
03. MEC803												
17. MEL801	POWER ENGINEERING DESIGN OF MECH. SYSTEMS											
14282211	AGNIHOTRI ATUL SRINIVAS MURTHY VIJAYALAXMI	74 20 94 4 0 10	80 19 99 4 0 10	77 20 97 4 0 10	77 19 96 4 0 10	80 17 97 3 0 10	23 23 46 1 0 10	23 21 44 1 0 10	45 89 134 6 0 10	P		707
SGPI: SEM-I: 7.57 ; SEM-II: 9.00 ; SEM-III: 9.08 ; SEM-IV: 8.96 ; SEM-V: 8.67 ; SEM-VI: 9.36 ; SEM-VII: 9.04 ; CGPI: 8.95 CREDITS: SEM-I: 27 ; SEM-II: 27 ; SEM-III: 26 ; SEM-IV: 26 ; SEM-V: 27 ; SEM-VI: 25 ; SEM-VII: 25 MARKS: SEM-I: 525/750; SEM-II: 613/750; SEM-III: 583/725; SEM-IV: 669/825; SEM-V: 617/775; SEM-VI: 590/725; SEM-VII: 568/700; TOTAL: 4872/6000 (81.20%)												
14282212	BAILUR RISHABH RAJU USHA	77 20 97 4 0 10	80 18 98 4 0 10	74 17 91 4 0 10	77 19 96 4 0 10	77 17 94 3 0 10	20 21 41 1 0 10	20 20 40 1 0 10	39 84 123 6 0 10	P		680
SGPI: SEM-I: 7.70 ; SEM-II: 7.28 ; SEM-III: 7.15 ; SEM-IV: 5.73 ; SEM-V: 6.22 ; SEM-VI: 7.56 ; SEM-VII: 7.92 ; CGPI: 7.45 CREDITS: SEM-I: 27 ; SEM-II: 27 ; SEM-III: 26 ; SEM-IV: 26 ; SEM-V: 27 ; SEM-VI: 25 ; SEM-VII: 25 MARKS: SEM-I: 514/750; SEM-II: 482/750; SEM-III: 467/725; SEM-IV: 471/825; SEM-V: 497/775; SEM-VI: 505/725; SEM-VII: 505/700; TOTAL: 4121/6000 (68.68%)												
14282213	BHOSALE ANIKET KRISHNAT MANJUSHA	77 18 95 4 0 10	77 18 95 4 0 10	74 17 91 4 0 10	77 19 96 4 0 10	77 15 92 3 0 10	20 22 42 1 0 10	19 18 37 1 B 8 8	39 86 125 6 0 10	P		673
SGPI: SEM-I: 6.74 ; SEM-II: 6.57 ; SEM-III: 5.54 ; SEM-IV: 5.96 ; SEM-V: 5.37 ; SEM-VI: 5.92 ; SEM-VII: 7.32 ; CGPI: 6.68 @0.07 CREDITS: SEM-I: 27 ; SEM-II: 27 ; SEM-III: 26 ; SEM-IV: 26 ; SEM-V: 27 ; SEM-VI: 25 ; SEM-VII: 25 MARKS: SEM-I: 458/750; SEM-II: 449/750; SEM-III: 390/725; SEM-IV: 481/825; SEM-V: 413/775; SEM-VI: 411/725; SEM-VII: 447/700; TOTAL: 3722/6000 (62.03%)												

RR- Reserved, RLE- Reserve for Lower Examination, RPV- Provisional, RCC- 0.5050, ADC- Admission Cancelled
 G:Grade, GP:Grade Point, C:Credits, 排:Sum of Credit Points, 排G:Sum of Product of Credits & Grades
 SGPI:Semester Grade Performance Index = 排G/排, CGPI:Cumulative Grade Performance Index
 % Marks : 80 and Above 75-79.99 70-74.99 60-69.99 50-59.99 45-49.99 40-14.99 Less Than 40
 Grade / Gr. Pt. : 0 / 10 A / 9 B / 8 C / 7 D / 6 E / 5 P / 4 F / 0



Principal
 S.I.E.S. GRADUATE SCHOOL OF TECHNOLOGY
 PLOT 1C/D/E, SRI CHANDRASEKARENDRA SARASWATHY VIDYAPURAM
 SECTOR-V, NERUL, NAVEI MUMBAI-400 706.

No. of students appeared = 73
 No. of students passed in final year = 73

UNIVERSITY OF MUMBAI

OFFICE REGISTER FOR THE B.E. (MECHANICAL ENGINEERING) (SEM VIII) (CHOICE BASED) EXAMINATION HELD IN OCTOBER 2020
 COLLEGE/CENTRE NAME:690:SIES Page No.: 748
 RESULT DATE :- NOVEMBER 24, 2020

SEAT_NO	NAME	<Course-I> Th(80/32) In(20/08) Total C G GP C*G	<Course-II> Th(80/32) In(20/08) Total C G GP C*G	<Course-III> Th(80/32) In(20/08) Total C G GP C*G	<Course-IV> Th(80/32) In(20/08) Total C G GP C*G	<Course-V> Th(80/32) In(20/08) Total C G GP C*G	<Course-VI> Tw(25/10) Pr/Or(25/10) Total C G GP C*G	<Course-VII> Tw(25/10) Pr/Or(25/10) Total C G GP C*G	<Course-VIII> Tw(50/20) Pr/Or(100/40) Total C G GP C*G	RESULT	REMARK	TOTAL MARKS OUT OF 750
01. MEC801	DESIGN OF MECH. SYSTEMS									腩 腩G	SGPI	
04. MEDLO8041	POWER PLANT ENGINEERING											
18. MEL802	POWER ENGINEERING											
02. MEC802	INDUSTRIAL ENGG. & MGMT.											
08. ILO8021	PROJECT MANAGEMENT											
19. MEL803	PROJECT-II											
03. MEC803	POWER ENGINEERING											
17. MEL801	DESIGN OF MECH. SYSTEMS											
14282214	CHAUDHARI RAJ PRADEEP MANSI	74	80	77	77	77	23	23	41			
		19	20	20	19	19	21	21	41			
		93	100	97	96	96	44	43	92	P		702
		4 0 10	40 4 0 10	40 4 0 10	40 4 0 10	40 3 0 10	30 1 0 10	10 1 0 10	10 6 0 10	60	27 270	10.00
		SGPI: SEM-I: 6.59 ; SEM-II: 7.33 ; SEM-III: 6.19 ; SEM-IV: 7.10 ; SEM-V: 6.56 ; SEM-VI: 7.82 ; SEM-VII: 8.20 ; CGPI: 7.47										
		CREDITS: SEM-I: 27 ; SEM-II: 27 ; SEM-III: 26 ; SEM-IV: 26 ; SEM-V: 27 ; SEM-VI: 25 ; SEM-VII: 25										
		MARKS: SEM-I:460/750; SEM-II:503/750; SEM-III:430/725; SEM-IV:549/825; SEM-V:486/775; SEM-VI:518/725; SEM-VII:513/700; TOTAL: 4161/6000 (69.35%)										
14282215	DHANAWADE SWARUP SOPAN ASHA	70	80	74	77	77	22	23	46			
		20	20	20	19	19	22	20	92			
		90	100	94	96	96	44	43	138	P		701
		4 0 10	40 4 0 10	40 4 0 10	40 4 0 10	40 3 0 10	30 1 0 10	10 1 0 10	10 6 0 10	60	27 270	10.00
	(DIPLOMA STUDENT)	SGPI: SEM-III: 8.26 ; SEM-IV: 8.69 ; SEM-V: 8.11 ; SEM-VI: 8.68 ; SEM-VII: 9.28 ; CGPI: 8.84										
		CREDITS: SEM-III: 26 ; SEM-IV: 26 ; SEM-V: 27 ; SEM-VI: 25 ; SEM-VII: 25										
		MARKS: SEM-III:558/725; SEM-IV:637/825; SEM-V:575/775; SEM-VI:561/725; SEM-VII:555/700; TOTAL: 3587/4500 (79.71%)										
14282216	JAIHWAL KAPIL UMESH NARMADA	74	80	74	77	77	20	20	40			
		17	18	18	17	16	20	19	86			
		91	98	92	94	93	40	39	126	P		673
		4 0 10	40 4 0 10	40 4 0 10	40 4 0 10	40 3 0 10	30 1 0 10	10 1 A 9	9 6 0 10	60	27 269	9.96
		SGPI: SEM-I: 7.56 ; SEM-II: 6.96 ; SEM-III: 7.42 ; SEM-IV: 6.50 ; SEM-V: 6.04 ; SEM-VI: 6.64 ; SEM-VII: 7.04 ; CGPI: 7.28										
		CREDITS: SEM-I: 27 ; SEM-II: 27 ; SEM-III: 26 ; SEM-IV: 26 ; SEM-V: 27 ; SEM-VI: 25 ; SEM-VII: 25										
		MARKS: SEM-I:529/750; SEM-II:476/750; SEM-III:488/725; SEM-IV:518/825; SEM-V:448/775; SEM-VI:456/725; SEM-VII:440/700; TOTAL: 4028/6000 (67.13%)										

/- FEMALE, #- 0.229, @- 0.5042/0.5043, *- 0.5045, \$- Carried Forward Grade, -- Dyslexia, A/ABS- Absent, F- Fails, P- Passes
 RR- Reserved, RLE- Reserve for Lower Examination, RPV- Provisional, RCC- 0.5050, ADC- Admission Cancelled
 G:Grade, GP:Grade Point, C:Credits, 腩:Sum of Credit Points, 腩G:Sum of Product of Credits & Grades
 SGPI:Semester Grade Performance Index = 腩G/腩, CGPI:Cumulative Grade Performance Index
 % Marks : 80 and Above 75-79.99 70-74.99 60-69.99 50-59.99 45-49.99 40-44.99 Less Than 40
 Grade / Gr. Pt. : 0 / 10 A / 9 B / 8 C / 7 D / 6 E / 5 P / 4 F / 0



(Signature)
 Principal
 S.I.E.S. GRADUATE SCHOOL OF TECHNOLOGY
 PLOT 1C/D/E, SRI CHANDRASEKARENDRA SARASWATHY VIDYAPURAM
 SECTOR-V, NERUL, NAVI MUMBAI-400 706.

UNIVERSITY OF MUMBAI

OFFICE REGISTER FOR THE B.E. (MECHANICAL ENGINEERING) (SEM VIII) (CHOICE BASED) EXAMINATION HELD IN OCTOBER 2020
 COLLEGE/CENTRE NAME:690:SIES Page No.: 749
 RESULT DATE :- NOVEMBER 24, 2020

SEAT_NO	NAME	<Course-I> Th(80/32) In(20/08) Total C G GP C*G	<Course-II> Th(80/32) In(20/08) Total C G GP C*G	<Course-III> Th(80/32) In(20/08) Total C G GP C*G	<Course-IV> Th(80/32) In(20/08) Total C G GP C*G	<Course-V> Th(80/32) In(20/08) Total C G GP C*G	< Course-VI > Tw(25/10) Pr/Or(25/10) Total C G GP C*G	<Course-VII> Tw(25/10) Pr/Or(25/10) Total C G GP C*G	<Course-VIII> Tw(50/20) Pr/Or(100/40) Total C G GP C*G	RESULT	REMARK	TOTAL MARKS OUT OF 750
01. MEC801	DESIGN OF MECH. SYSTEMS									腓 腓G	SGPI	
04. MEDLO8041	POWER PLANT ENGINEERING											
18. MEL802	POWER ENGINEERING											
02. MEC802	INDUSTRIAL ENGG. & MGMT.											
08. ILO8021	PROJECT MANAGEMENT											
19. MEL803	PROJECT-II											
03. MEC803	POWER ENGINEERING											
17. MEL801	DESIGN OF MECH. SYSTEMS											
14282217	KOLAVENNU PRAJWAL RAMANA RAO MADHAVI											
74	80	74	77	77	23	23	39					
19	18	19	18	18	18	20	84			P		681
93	98	93	95	95	41	43	123					
4 0 10	40 4 0 10	40 4 0 10	40 4 0 10	40 4 0 10	30 1 0 10	30 1 0 10	10 1 0 10	10 6 0 10	60 27 270	10.00		
SGPI: SEM-I: 6.33 ; SEM-II: 6.57 ; SEM-III: 6.58 ; SEM-IV: 6.27 ; SEM-V: 6.26 ; SEM-VI: 6.92 ; SEM-VII: 8.16 ; CGPI: 7.14 CREDITS: SEM-I: 27 ; SEM-II: 27 ; SEM-III: 26 ; SEM-IV: 26 ; SEM-V: 27 ; SEM-VI: 25 ; SEM-VII: 25 MARKS: SEM-I:436/750; SEM-II:461/750; SEM-III:440/725; SEM-IV:498/825; SEM-V:450/775; SEM-VI:466/725; SEM-VII:495/700; TOTAL: 3927/6000 (65.45%)												
14282218	/KOLHE NEHA MOHANDAS ANURADHA											
70	80	74	74	64	24	23	46					
20	18	19	20	20	23	22	94			P		691
90	98	93	94	84	47	45	140					
4 0 10	40 4 0 10	40 4 0 10	40 4 0 10	40 3 0 10	30 1 0 10	30 1 0 10	10 1 0 10	10 6 0 10	60 27 270	10.00		
(DIPLOMA STUDENT) SGPI: SEM-III: 8.85 ; SEM-IV: 8.42 ; SEM-V: 8.22 ; SEM-VI: 8.72 ; SEM-VII: 8.84 ; CGPI: 8.85 CREDITS: SEM-III: 26 ; SEM-IV: 26 ; SEM-V: 27 ; SEM-VI: 25 ; SEM-VII: 25 MARKS: SEM-III:558/725; SEM-IV:629/825; SEM-V:565/775; SEM-VI:560/725; SEM-VII:555/700; TOTAL: 3558/4500 (79.07%)												
14282219	LAVALE SHUBHAM VITTHAL SHOBHA											
74	80	74	77	67	23	23	46					
20	19	19	20	18	22	22	92			P		696
94	99	93	97	85	45	45	138					
4 0 10	40 4 0 10	40 4 0 10	40 4 0 10	40 3 0 10	30 1 0 10	30 1 0 10	10 6 0 10	60 27 270	10.00			
(DIPLOMA STUDENT) SGPI: SEM-III: 8.85 ; SEM-IV: 8.81 ; SEM-V: 7.96 ; SEM-VI: 9.32 ; SEM-VII: 9.32 ; CGPI: 9.04 CREDITS: SEM-III: 26 ; SEM-IV: 26 ; SEM-V: 27 ; SEM-VI: 25 ; SEM-VII: 25 MARKS: SEM-III:567/725; SEM-IV:630/825; SEM-V:569/775; SEM-VI:593/725; SEM-VII:559/700; TOTAL: 3614/4500 (80.31%)												

- FEMALE, #- 0.229, @- 0.5042/0.5043, *- 0.5045, \$- Carried Forward Grade, -- Dyslexia, A/ABS- Absent, F- Fails, P- Passes
 RR- Reserved, RLE- Reserve for Lower Examination, RPV- Provisional, RCC- 0.5050, ADC- Admission Cancelled
 G:Grade, GP:Grade Point, C:Credits, 腓:Sum of Credit Points, 腓G:Sum of Product of Credits & Grades
 SGPI:Semester Grade Performance Index = 腓G/腓, CGPI:Cumulative Grade Performance Index
 % Marks : 80 and Above 75-79.99 70-74.99 60-69.99 50-59.99 45-49.99 40-44.99 Less Than 40
 Grade / Gr. Pt. : 0 / 10 A / 9 B / 8 C / 7 D / 6 E / 5 P / 4 F / 0



(Signature)
 Principal
 S.I.E.S. GRADUATE SCHOOL OF TECHNOLOGY
 PLOT 1C/D/E, SRI CHANBRASEKARENDRA SARASWATHY VIDYAPURAM
 SECTOR-V, NERUL, NAVI MUMBAI-400 706.

SEAT NO	NAME	<Course-I> Th(80/32) In(20/08) Total C G GP C*G	<Course-II> Th(80/32) In(20/08) Total C G GP C*G	<Course-III> Th(80/32) In(20/08) Total C G GP C*G	<Course-IV> Th(80/32) In(20/08) Total C G GP C*G	<Course-V> Th(80/32) In(20/08) Total C G GP C*G	< Course-VI> Tw(25/10) Pr/Or(25/10) Total C G GP C*G	<Course-VII> Tw(25/10) Pr/Or(25/10) Total C G GP C*G	<Course-VIII> Tw(50/20) Pr/Or(100/40) Total C G GP C*G	RESULT	REMARK	TOTAL MARKS OUT OF 750
01. MEC801	DESIGN OF MECH. SYSTEMS											
04. MEDLO8041	POWER PLANT ENGINEERING											
18. MEL802	POWER ENGINEERING											
02. MEC802	INDUSTRIAL ENGG. & MGMT.											
08. ILO8021	PROJECT MANAGEMENT											
19. MEL803	PROJECT-II											
03. MEC803	POWER ENGINEERING											
17. MEL801	DESIGN OF MECH. SYSTEMS											

14282220 /MAHABARE SHRADDHA VIKAS SUREKHA

77	80	74	74	67	23	23	45									
20	20	18	19	18	20	21	92			P		691				
97	100	92	93	85	43	44	137									
4 0 10	40	4 0 10	40	4 0 10	40	4 0 10	30	1 0 10	10	1 0 10	10	6 0 10	60	27	270	10.00

(DIPLOMA STUDENT)

SGPI: SEM-III: 8.77 ; SEM-IV: 7.38 ; SEM-V: 8.07 ; SEM-VI: 8.00 ; SEM-VII: 9.08 ; CGPI: 8.56
 CREDITS: SEM-III: 26 ; SEM-IV: 26 ; SEM-V: 27 ; SEM-VI: 25 ; SEM-VII: 25

MARKS: SEM-III:560/725; SEM-IV:550/825; SEM-V:573/775; SEM-VI:523/725; SEM-VII:548/700; TOTAL: 3445/4500 (76.56%)

14282221 MAHADIK RAJAT RAVINDRA TEJASVI

77	80	74	77	74	20	20	46									
19	18	18	18	17	17	19	87			P		681				
96	98	92	95	91	37	39	133									
4 0 10	40	4 0 10	40	4 0 10	40	3 0 10	30	1 B 8	8	1 A 9	9	6 0 10	60	27	267	9.89

SGPI: SEM-I: 7.52 ; SEM-II: 8.20 ; SEM-III: 8.04 ; SEM-IV: 7.69 ; SEM-V: 7.67 ; SEM-VI: 7.60 ; SEM-VII: 8.20 ; CGPI: 8.11
 CREDITS: SEM-I: 27 ; SEM-II: 27 ; SEM-III: 26 ; SEM-IV: 26 ; SEM-V: 27 ; SEM-VI: 25 ; SEM-VII: 25

MARKS: SEM-I:512/750; SEM-II:551/750; SEM-III:509/725; SEM-IV:580/825; SEM-V:531/775; SEM-VI:514/725; SEM-VII:508/700; TOTAL: 4386/6000 (73.10%)

14282222 MANDAL AMAR RAMCHARITRA RENU

74	80	77	77	77	23	23	44									
19	18	19	20	20	20	21	90			P		702				
93	98	96	97	97	43	44	134									
4 0 10	40	4 0 10	40	4 0 10	40	3 0 10	30	1 0 10	10	1 0 10	10	6 0 10	60	27	270	10.00

SGPI: SEM-I: 8.41 ; SEM-II: 9.44 ; SEM-III: 9.23 ; SEM-IV: 8.96 ; SEM-V: 8.48 ; SEM-VI: 9.36 ; SEM-VII: 9.20 ; CGPI: 9.13
 CREDITS: SEM-I: 27 ; SEM-II: 27 ; SEM-III: 26 ; SEM-IV: 26 ; SEM-V: 27 ; SEM-VI: 25 ; SEM-VII: 25

MARKS: SEM-I:565/750; SEM-II:614/750; SEM-III:570/725; SEM-IV:654/825; SEM-V:605/775; SEM-VI:604/725; SEM-VII:574/700; TOTAL: 4888/6000 (81.47%)

/- FEMALE, #- 0.229, @- 0.5042/0.5043, *- 0.5045, \$- Carried Forward Grade, -- Dyslexia, A/ABS- Absent, F- Fails, P- Passes
 RR- Reserved, RLE- Reserve for Lower Examination, RPV- Provisional, RCC- 0.5050, ADC- Admission Cancelled

G:Grade, GP:Grade Point, C:Credits, 腓腓:Sum of Credit Points, 腓G:Sum of Product of Credits & Grades

SGPI:Semester Grade Performance Index = 腓G/腓, CGPI:Cumulative Grade Performance Index

% Marks : 80 and Above 75-79.99 70-74.99 60-69.99 50-59.99 45-49.99 40-44.99 Less Than 40
 Grade / Gr. Pt. : 0 / 10 A / 9 B / 8 C / 7 D / 6 E / 5 P / 4 F / 0



[Signature]

Principal
 S.I.E.S. GRADUATE SCHOOL OF TECHNOLOGY
 PLOT 1C/D/E, SRI CHANARASEKARENDRA SARASWATHY VIDYAPURAM
 SECTOR-V, NERUL, NAVI MUMBAI-400 706.

SEAT NO	NAME	<Course-I> Th(80/32) In(20/08) Total C G GP C*G	<Course-II> Th(80/32) In(20/08) Total C G GP C*G	<Course-III> Th(80/32) In(20/08) Total C G GP C*G	<Course-IV> Th(80/32) In(20/08) Total C G GP C*G	<Course-V> Th(80/32) In(20/08) Total C G GP C*G	< Course-VI> Tw(25/10) Pr/Or(25/10) Total C G GP C*G	<Course-VII> Tw(25/10) Pr/Or(25/10) Total C G GP C*G	<Course-VIII> Tw(50/20) Pr/Or(100/40) Total C G GP C*G	RESULT	REMARK	TOTAL MARKS OUT OF 750
01.	MEC801		DESIGN OF MECH. SYSTEMS		02. MEC802	INDUSTRIAL ENGG. & MGMT.		03. MEC803	POWER ENGINEERING			
04.	MEDLO8041		POWER PLANT ENGINEERING		08. ILO8021	PROJECT MANAGEMENT		17. MEL801	DESIGN OF MECH. SYSTEMS			
18.	MEL802		POWER ENGINEERING		19. MEL803	PROJECT-II						
14282223	MISHRA NISHANT MAHENDRAKUMAR BINDU											
74	80	70	77	77	23	23	45					
20	18	19	19	16	21	19	85		P			686
94	98	89	96	93	44	42	130					
4 0 10	40 4 0 10	40 4 0 10	40 4 0 10	40 4 0 10	40 3 0 10	30 1 0 10	10 1 0 10	10 1 0 10	10 6 0 10	60 27	270 10.00	
SGPI: SEM-I: 8.41 ; SEM-II: 7.67 ; SEM-III: 7.19 ; SEM-IV: 6.60 ; SEM-V: 6.96 ; SEM-VI: 8.02 ; SEM-VII: 8.68 ; CGPI: 7.94												
CREDITS: SEM-I: 27 ; SEM-II: 27 ; SEM-III: 26 ; SEM-IV: 26 ; SEM-V: 27 ; SEM-VI: 25 ; SEM-VII: 25												
MARKS: SEM-I:566/750; SEM-II:518/750; SEM-III:468/725; SEM-IV:509/825; SEM-V:505/775; SEM-VI:512/725; SEM-VII:532/700; TOTAL: 4296/6000 (71.60%)												
14282224	PATIL ROHIT ANANDA SUNANDA											
74	80	74	77	74	23	23	46					
20	20	20	19	18	23	21	92		P			704
94	100	94	96	92	46	44	138					
4 0 10	40 4 0 10	40 4 0 10	40 4 0 10	40 3 0 10	30 1 0 10	10 1 0 10	10 6 0 10	10 60	27	270 10.00		
SGPI: SEM-I: 7.93 ; SEM-II: 7.70 ; SEM-III: 8.04 ; SEM-IV: 8.00 ; SEM-V: 8.07 ; SEM-VI: 7.68 ; SEM-VII: 8.52 ; CGPI: 8.25												
CREDITS: SEM-I: 27 ; SEM-II: 27 ; SEM-III: 26 ; SEM-IV: 26 ; SEM-V: 27 ; SEM-VI: 25 ; SEM-VII: 25												
MARKS: SEM-I:545/750; SEM-II:521/750; SEM-III:532/725; SEM-IV:587/825; SEM-V:553/775; SEM-VI:525/725; SEM-VII:534/700; TOTAL: 4501/6000 (75.02%)												
14282225	PRANAV VENUGOPAL RAJESHREE											
74	80	74	77	74	19	19	42					
17	18	19	17	15	19	18	88		P			670
91	98	93	94	89	38	37	130					
4 0 10	40 4 0 10	40 4 0 10	40 4 0 10	40 3 0 10	30 1 A 9	9 1 B 8	8 6 0 10	60 27	267 9.89			
SGPI: SEM-I: 8.35 ; SEM-II: 7.72 ; SEM-III: 6.88 ; SEM-IV: 6.68 ; SEM-V: 6.33 ; SEM-VI: 7.00 ; SEM-VII: 6.92 ; CGPI: 7.49												
CREDITS: SEM-I: 27 ; SEM-II: 27 ; SEM-III: 26 ; SEM-IV: 26 ; SEM-V: 27 ; SEM-VI: 25 ; SEM-VII: 25												
MARKS: SEM-I:553/750; SEM-II:525/750; SEM-III:457/725; SEM-IV:503/825; SEM-V:464/775; SEM-VI:475/725; SEM-VII:443/700; TOTAL: 4090/6000 (68.17%)												
/- FEMALE, #- 0.229, @- 0.5042/0.5043, *- 0.5045, \$- Carried Forward Grade, -- Dyslexia, A/ABS- Absent, F- Fails, P- Passes												
RR- Reserved, RLE- Reserve for Lower Examination, RPV- Provisional, RCC- 0.5050, ADC- Admission Cancelled												
G:Grade, GP:Grade Point, C:Credits, 腩腩:Sum of Credit Points, 腩G:Sum of Product of Credits & Grades												
SGPI:Semester Grade Performance Index = 腩G/腩腩, CGPI:Cumulative Grade Performance Index												
% Marks : 80 and Above 75-79.99 70-74.99 60-69.99 50-59.99 45-49.99 40-44.99 Less Than 40												
Grade / Gr. Pt. : 0 / 10 A / 9 B / 8 C / 7 D / 6 E / 5 P / 4 F / 0												



Principal

S.I.E.S. GRADUATE SCHOOL OF TECHNOLOGY
PLOT 1C/D/L, SRI CHANDRASEKARENDRA SARASWATHY VIDYAPURAM
SECTOR-V, NERUL, NAVI MUMBAI-400 706.

SEAT NO	NAME	<Course-I>	<Course-II>	<Course-III>	<Course-IV>	<Course-V>	<Course-VI>	<Course-VII>	<Course-VIII>	RESULT	REMARK	TOTAL MARKS OUT OF 750	
		Th(80/32)	Th(80/32)	Th(80/32)	Th(80/32)	Th(80/32)	Tw(25/10)	Tw(25/10)	Tw(50/20)				
		In(20/08)	In(20/08)	In(20/08)	In(20/08)	In(20/08)	Pr/Or(25/10)	Pr/Or(25/10)	Pr/Or(100/40)				
		Total	Total	Total	Total	Total	Total	Total	Total				
		C G GP C*G	C G GP C*G	C G GP C*G	C G GP C*G	C G GP C*G	C G GP C*G	C G GP C*G	C G GP C*G	腩 腩G	SGPI		
01.	MEC801	DESIGN OF MECH. SYSTEMS			02.	MEC802	INDUSTRIAL ENGG. & MGMT.			03.	MEC803	POWER ENGINEERING	
04.	MEDLO8041	POWER PLANT ENGINEERING			08.	ILO8021	PROJECT MANAGEMENT			17.	MEL801	DESIGN OF MECH. SYSTEMS	
18.	MEL802	POWER ENGINEERING			19.	MEL803	PROJECT-II						

14282226 RAJE ADITYA NILKANTH VAISHALI

77	80	74	77	77	20	20	46									
20	18	19	18	17	19	19	87	P				688				
97	98	93	95	94	39	39	133									
4 0 10	40	4 0 10	40	4 0 10	40	4 0 10	30	1 A 9	9	1 A 9	9	6 0 10	60	27	268	9.93

SGPI: SEM-I: 8.33 ; SEM-II: 7.81 ; SEM-III: 6.58 ; SEM-IV: 6.35 ; SEM-V: 6.33 ; SEM-VI: 6.88 ; SEM-VII: 6.88 ; CGPI: 7.40
 CREDITS: SEM-I: 27 ; SEM-II: 27 ; SEM-III: 26 ; SEM-IV: 26 ; SEM-V: 27 ; SEM-VI: 25 ; SEM-VII: 25
 MARKS: SEM-I:547/750; SEM-II:533/750; SEM-III:446/725; SEM-IV:505/825; SEM-V:460/775; SEM-VI:471/725; SEM-VII:456/700; TOTAL: 4106/6000 (68.43%)

14282227 SHETTY VISHITHRAJ GANGADHAR VANILA

74	80	77	77	70	23	23	45									
19	19	19	20	18	24	22	92	P				702				
93	99	96	97	88	47	45	137									
4 0 10	40	4 0 10	40	4 0 10	40	4 0 10	30	1 0 10	10	1 0 10	10	6 0 10	60	27	270	10.00

SGPI: SEM-I: 8.33 ; SEM-II: 8.63 ; SEM-III: 8.77 ; SEM-IV: 9.00 ; SEM-V: 9.70 ; SEM-VI: 9.48 ; SEM-VII: 9.52 ; CGPI: 9.18
 CREDITS: SEM-I: 27 ; SEM-II: 27 ; SEM-III: 26 ; SEM-IV: 26 ; SEM-V: 27 ; SEM-VI: 25 ; SEM-VII: 25
 MARKS: SEM-I:578/750; SEM-II:602/750; SEM-III:551/725; SEM-IV:658/825; SEM-V:663/775; SEM-VI:600/725; SEM-VII:584/700; TOTAL: 4938/6000 (82.30%)

14282228 SUVARNA PRAJWAL BHASKAR REKHA

74	80	74	77	74	21	21	45									
18	17	18	17	13	20	19	90	P				678				
92	97	92	94	87	41	40	135									
4 0 10	40	4 0 10	40	4 0 10	40	4 0 10	30	1 0 10	10	1 0 10	10	6 0 10	60	27	270	10.00

SGPI: SEM-I: 7.33 ; SEM-II: 6.31 ; SEM-III: 5.35 ; SEM-IV: 5.81 ; SEM-V: 6.04 ; SEM-VI: 6.72 ; SEM-VII: 7.36 ; CGPI: 6.87
 CREDITS: SEM-I: 27 ; SEM-II: 27 ; SEM-III: 26 ; SEM-IV: 26 ; SEM-V: 27 ; SEM-VI: 25 ; SEM-VII: 25
 MARKS: SEM-I:496/750; SEM-II:434/750; SEM-III:368/725; SEM-IV:482/825; SEM-V:437/775; SEM-VI:445/725; SEM-VII:461/700; TOTAL: 3801/6000 (63.35%)

/- FEMALE, #- 0.229, @- 0.5042/0.5043, *- 0.5045, \$- Carried Forward Grade, ~- Dyslexia, A/ABS- Absent, F- Fails, P- Passes
 RR- Reserved, RLE- Reserve for Lower Examination, RPV- Provisional, RCC- 0.5050, ADC- Admission Cancelled
 G:Grade, GP:Grade Point, C:Credits, 腩:Sum of Credit Points, 腩G:Sum of Product of Credits & Grades
 SGPI:Semester Grade Performance Index = 腩G/腩, CGPI:Cumulative Grade Performance Index
 % Marks : 80 and Above 75-79.99 70-74.99 60-69.99 50-59.99 45-49.99 40-44.99 Less Than 40
 Grade / Gr. Pt. : 0 / 10 A / 9 B / 8 C / 7 D / 6 E / 5 P / 4 F / 0



Principal
 S.I.E.S. GRADUATE SCHOOL OF TECHNOLOGY
 PLOT 1C/D/E, SRI CHANURASEKARENDRA SARASWATHY VIDYAPURAM
 SECTOR-V, NERUL, NAVI MUMBAI-400 706.

SEAT_NO	NAME	<Course-I> Th(80/32) In(20/08) Total C G GP C*G	<Course-II> Th(80/32) In(20/08) Total C G GP C*G	<Course-III> Th(80/32) In(20/08) Total C G GP C*G	<Course-IV> Th(80/32) In(20/08) Total C G GP C*G	<Course-V> Th(80/32) In(20/08) Total C G GP C*G	< Course-VI> Tw(25/10) Pr/Or(25/10) Total C G GP C*G	<Course-VII> Tw(25/10) Pr/Or(25/10) Total C G GP C*G	<Course-VIII> Tw(50/20) Pr/Or(100/40) Total C G GP C*G	RESULT	REMARK	TOTAL MARKS OUT OF 750
---------	------	---	--	---	--	---	--	--	--	--------	--------	---------------------------

01. MEC801	DESIGN OF MECH. SYSTEMS	02. MEC802	INDUSTRIAL ENGG. & MGMT.	03. MEC803	POWER ENGINEERING
04. MEDLO8041	POWER PLANT ENGINEERING	08. ILO8021	PROJECT MANAGEMENT	17. MEL801	DESIGN OF MECH. SYSTEMS
18. MEL802	POWER ENGINEERING	19. MEL803	PROJECT-II		

14282229 THEVAR VARUN MUTHUSWAMY VELAM

74	80	77	77	80	23	23	45									
20	19	18	19	20	22	23	92			P	712					
94	99	95	96	100	45	46	137									
4 0 10	40	4 0 10	40	4 0 10	40	3 0 10	30	1 0 10	10	1 0 10	10	6 0 10	60	27	270	10.00

SGPI: SEM-I: 7.93 ; SEM-II: 8.26 ; SEM-III: 7.58 ; SEM-IV: 8.23 ; SEM-V: 9.41 ; SEM-VI: 8.72 ; SEM-VII: 8.88 ; CGPI: 8.63
 CREDITS: SEM-I: 27 ; SEM-II: 27 ; SEM-III: 26 ; SEM-IV: 26 ; SEM-V: 27 ; SEM-VI: 25 ; SEM-VII: 25
 MARKS: SEM-I:534/750; SEM-II:558/750; SEM-III:506/725; SEM-IV:634/825; SEM-V:641/775; SEM-VI:575/725; SEM-VII:546/700; TOTAL: 4706/6000 (78.43%)

01. MEC801	DESIGN OF MECH. SYSTEMS	02. MEC802	INDUSTRIAL ENGG. & MGMT.	03. MEC803	POWER ENGINEERING
04. MEDLO8041	POWER PLANT ENGINEERING	09. ILO8022	FINANCE MANAGEMENT	17. MEL801	DESIGN OF MECH. SYSTEMS
18. MEL802	POWER ENGINEERING	19. MEL803	PROJECT-II		

14282230 BARATE PRAJWAL ANIL SUJATA

64	80	74	77	77	21	20	46									
20	19	19	19	12	21	21	88			P	678					
84	99	93	96	89	42	41	134									
4 0 10	40	4 0 10	40	4 0 10	40	3 0 10	30	1 0 10	10	1 0 10	10	6 0 10	60	27	270	10.00

SGPI: SEM-I: 8.67 ; SEM-II: 8.85 ; SEM-III: 8.73 ; SEM-IV: 9.04 ; SEM-V: 8.22 ; SEM-VI: 8.52 ; SEM-VII: 8.72 ; CGPI: 8.85
 CREDITS: SEM-I: 27 ; SEM-II: 27 ; SEM-III: 26 ; SEM-IV: 26 ; SEM-V: 27 ; SEM-VI: 25 ; SEM-VII: 25
 MARKS: SEM-I:585/750; SEM-II:597/750; SEM-III:541/725; SEM-IV:640/825; SEM-V:589/775; SEM-VI:540/725; SEM-VII:529/700; TOTAL: 4699/6000 (78.32%)

14282231 HARIHARAN BALAJI INDIRA

74	80	70	77	74	20	20	41									
20	18	20	19	14	19	18	80			P	664					
94	98	90	96	88	39	38	121									
4 0 10	40	4 0 10	40	4 0 10	40	3 0 10	30	1 A 9	9	1 A 9	9	6 0 10	60	27	268	9.93

SGPI: SEM-I: 7.76 ; SEM-II: 8.19 ; SEM-III: 7.77 ; SEM-IV: 8.62 ; SEM-V: 8.30 ; SEM-VI: 8.24 ; SEM-VII: 7.92 ; CGPI: 8.35
 CREDITS: SEM-I: 27 ; SEM-II: 27 ; SEM-III: 26 ; SEM-IV: 26 ; SEM-V: 27 ; SEM-VI: 25 ; SEM-VII: 25
 MARKS: SEM-I:516/750; SEM-II:544/750; SEM-III:508/725; SEM-IV:627/825; SEM-V:589/775; SEM-VI:530/725; SEM-VII:479/700; TOTAL: 4457/6000 (74.28%)

/- FEMALE, #- 0.229, @- 0.5042/0.5043, *- 0.5045, \$- Carried Forward Grade, -- Dyslexia, A/ABS- Absent, F- Fails, P- Passes
 RR- Reserved, RLE- Reserve for Lower Examination, RPV- Provisional, RCC- 0.5050, ADC- Admission Cancelled
 G:Grade, GP:Grade Point, C:Credits, 腓:Sum of Credit Points, 腓G:Sum of Product of Credits & Grades
 SGPI:Semester Grade Performance Index = 腓G/腓, CGPI:Cumulative Grade Performance Index
 % Marks : 80 and Above 75-79.99 70-74.99 60-69.99 50-59.99 45-49.99 40-44.99 Less Than 40
 Grade / Gr. Pt. : A / 9 B / 8 C / 7 D / 6 E / 5 P / 4 F / 0



[Signature]

Principal
 S.I.E.S. GRADUATE SCHOOL OF TECHNOLOGY
 PLOT 1C/D/E, SRI CHANBRASEKARENDRA SARASWATHY VIDYAPURAM
 SECTOR-V, NERUL, NAVI MUMBAI-400 706.

SEAT NO	NAME	<Course-I> Th(80/32) In(20/08) Total C G GP C*G	<Course-II> Th(80/32) In(20/08) Total C G GP C*G	<Course-III> Th(80/32) In(20/08) Total C G GP C*G	<Course-IV> Th(80/32) In(20/08) Total C G GP C*G	<Course-V> Th(80/32) In(20/08) Total C G GP C*G	< Course-VI> Tw(25/10) Pr/Or(25/10) Total C G GP C*G	<Course-VII> Tw(25/10) Pr/Or(25/10) Total C G GP C*G	<Course-VIII> Tw(50/20) Pr/Or(100/40) Total C G GP C*G	RESULT	REMARK	TOTAL MARKS OUT OF 750
01. MEC801	DESIGN OF MECH. SYSTEMS									腩 腩G	SGPI	
04. MEDLO8041	POWER PLANT ENGINEERING											
18. MEL802	POWER ENGINEERING											
02. MEC802	INDUSTRIAL ENGG. & MGMT.											
09. ILO8022	FINANCE MANAGEMENT											
19. MEL803	PROJECT-II											
03. MEC803	POWER ENGINEERING											
17. MEL801	DESIGN OF MECH. SYSTEMS											
14282232	KRISHNAMOORTHY VENKATRAMAN AKILA	70	80	70	77	70	22	22	46			
		18	19	20	18	18	18	21	94	P		683
		88	99	90	95	88	40	43	140			
		4 0 10	40 4 0 10	40 4 0 10	40 4 0 10	40 3 0 10	30 1 0 10	10 1 0 10	10 6 0 10	60	27 270	10.00
		SGPI: SEM-I: 7.26 ; SEM-II: 7.04 ; SEM-III: 6.00 ; SEM-IV: 5.81 ; SEM-V: 6.89 ; SEM-VI: 6.88 ; SEM-VII: 7.80 ; CGPI: 7.22										
		CREDITS: SEM-I: 27 ; SEM-II: 27 ; SEM-III: 26 ; SEM-IV: 26 ; SEM-V: 27 ; SEM-VI: 25 ; SEM-VII: 25										
		MARKS: SEM-I:483/750; SEM-II:482/750; SEM-III:404/725; SEM-IV:481/825; SEM-V:480/775; SEM-VI:468/725; SEM-VII:489/700; TOTAL: 3970/6000 (66.17%)										
14282233	NANOTE RIKIN VINOD SUNITA	70	77	74	77	74	20	20	46			
		20	17	18	19	17	23	20	94	P		686
		90	94	92	96	91	43	40	140			
		4 0 10	40 4 0 10	40 4 0 10	40 4 0 10	40 3 0 10	30 1 0 10	10 1 0 10	10 6 0 10	60	27 270	10.00
		SGPI: SEM-I: 8.02 ; SEM-II: 7.52 ; SEM-III: 6.35 ; SEM-IV: 6.73 ; SEM-V: 7.04 ; SEM-VI: 8.40 ; SEM-VII: 9.52 ; CGPI: 7.94										
		CREDITS: SEM-I: 27 ; SEM-II: 27 ; SEM-III: 26 ; SEM-IV: 26 ; SEM-V: 27 ; SEM-VI: 25 ; SEM-VII: 25										
		MARKS: SEM-I:519/750; SEM-II:505/750; SEM-III:426/725; SEM-IV:531/825; SEM-V:512/775; SEM-VI:540/725; SEM-VII:576/700; TOTAL: 4295/6000 (71.58%)										
14282234	RADHAKRISHNAN VAISAKH ASHA	74	80	74	77	74	22	22	46			
		20	18	18	18	18	19	21	92	P		693
		94	98	92	95	92	41	43	138			
		4 0 10	40 4 0 10	40 4 0 10	40 4 0 10	40 3 0 10	30 1 0 10	10 1 0 10	10 6 0 10	60	27 270	10.00
		SGPI: SEM-I: 7.52 ; SEM-II: 6.91 ; SEM-III: 6.65 ; SEM-IV: 6.50 ; SEM-V: 6.67 ; SEM-VI: 6.92 ; SEM-VII: 8.12 ; CGPI: 7.42										
		CREDITS: SEM-I: 27 ; SEM-II: 27 ; SEM-III: 26 ; SEM-IV: 26 ; SEM-V: 27 ; SEM-VI: 25 ; SEM-VII: 25										
		MARKS: SEM-I:513/750; SEM-II:470/750; SEM-III:428/725; SEM-IV:517/825; SEM-V:470/775; SEM-VI:465/725; SEM-VII:511/700; TOTAL: 4067/6000 (67.78%)										

/- FEMALE, #- 0.229, @- 0.5042/0.5043, *- 0.5045, \$- Carried Forward Grade, -- Dyslexia, A/ABS- Absent, F- Fails, P- Passes
 RR- Reserved, RLE- Reserve for Lower Examination, RPV- Provisional, RCC- 0.5050, ADC- Admission Cancelled
 G:Grade, GP:Grade Point, C:Credits, 腩:Sum of Credit Points, 腩G:Sum of Product of Credits & Grades
 SGPI:Semester Grade Performance Index = 腩G/腩, CGPI:Cumulative Grade Performance Index
 % Marks : 80 and Above 75-79.99 70-74.99 60-69.99 50-59.99 45-49.99 40-44.99 Less Than 40
 Grade / Gr. Pt. : 0 / 10 A / 9 B / 8 C / 7 D / 6 E / 5 P / 4 F / 0



[Signature]
 Principal
 S.I.E.S. GRADUATE SCHOOL OF TECHNOLOGY
 PLOT 1C/D/1 SRI CHANDRASEKARENDRA SARASWATHY VIDYAPURAM
 SECTOR-V, NERUL, NAVI MUMBAI-400 706.

SEAT NO	NAME	<Course-I> Th(80/32) In(20/08) Total C G GP C*G	<Course-II> Th(80/32) In(20/08) Total C G GP C*G	<Course-III> Th(80/32) In(20/08) Total C G GP C*G	<Course-IV> Th(80/32) In(20/08) Total C G GP C*G	<Course-V> Th(80/32) In(20/08) Total C G GP C*G	< Course-VI> Tw(25/10) Pr/Or(25/10) Total C G GP C*G	<Course-VII> Tw(25/10) Pr/Or(25/10) Total C G GP C*G	<Course-VIII> Tw(50/20) Pr/Or(100/40) Total C G GP C*G	RESULT	REMARK	TOTAL MARKS OUT OF 750
01. MEC801	DESIGN OF MECH. SYSTEMS									腩 腩G	SGPI	
04. MEDLO8041	POWER PLANT ENGINEERING											
18. MEL802	POWER ENGINEERING											
02. MEC802	INDUSTRIAL ENGG. & MGMT.											
15. ILO8028	DIGITAL BUSINESS MGMT.											
19. MEL803	PROJECT-II											
03. MEC803	POWER ENGINEERING											
17. MEL801	DESIGN OF MECH. SYSTEMS											

14282235 ANIRUDH KASHIVISHVANATHAN BHAGYAREKHA

70	77	74	74	80	20	20	46									
20	18	20	19	20	22	19	92			P		691				
90	95	94	93	100	42	39	138									
4 0 10	40	4 0 10	40	4 0 10	40	4 0 10	30	1 0 10	10	1 A 9	9	6 0 10	60	27	269	9.96

SGPI: SEM-I: 7.96 ; SEM-II: 8.06 ; SEM-III: 7.00 ; SEM-IV: 7.04 ; SEM-V: 7.15 ; SEM-VI: 7.52 ; SEM-VII: 8.48 ;
 CREDITS: SEM-I: 27 ; SEM-II: 27 ; SEM-III: 26 ; SEM-IV: 26 ; SEM-V: 27 ; SEM-VI: 25 ; SEM-VII: 25
 MARKS: SEM-I:526/750; SEM-II:537/750; SEM-III:451/725; SEM-IV:543/825; SEM-V:509/775; SEM-VI:493/725; SEM-VII:535/700; TOTAL: 4285/6000 (71.42%)

14282236 BHOJWANI KARAN DILIP KOMAL

74	80	74	77	80	20	20	42									
20	17	19	17	18	21	18	87			P		684				
94	97	93	94	98	41	38	129									
4 0 10	40	4 0 10	40	4 0 10	40	4 0 10	30	1 0 10	10	1 A 9	9	6 0 10	60	27	269	9.96

SGPI: SEM-I: 7.43 ; SEM-II: 7.00 ; SEM-III: 6.50 ; SEM-IV: 6.50 ; SEM-V: 7.07 ; SEM-VI: 7.72 ; SEM-VII: 6.92 ;
 CREDITS: SEM-I: 27 ; SEM-II: 27 ; SEM-III: 26 ; SEM-IV: 26 ; SEM-V: 27 ; SEM-VI: 25 ; SEM-VII: 25
 MARKS: SEM-I:500/750; SEM-II:476/750; SEM-III:433/725; SEM-IV:518/825; SEM-V:499/775; SEM-VI:495/725; SEM-VII:453/700; TOTAL: 4058/6000 (67.63%)

01. MEC801	DESIGN OF MECH. SYSTEMS											
04. MEDLO8041	POWER PLANT ENGINEERING											
18. MEL802	POWER ENGINEERING											
02. MEC802	INDUSTRIAL ENGG. & MGMT.											
16. ILO8029	ENVIRONMENTAL MANAGEMENT											
19. MEL803	PROJECT-II											
03. MEC803	POWER ENGINEERING											
17. MEL801	DESIGN OF MECH. SYSTEMS											

14282237 ADAK PRITAM LAXMAN PRATIMA

67	80	77	74	74	23	23	45									
20	18	19	18	17	23	19	86			P		683				
87	98	96	92	91	46	42	131									
4 0 10	40	4 0 10	40	4 0 10	40	4 0 10	30	1 0 10	10	1 0 10	10	6 0 10	60	27	270	10.00

SGPI: SEM-I: 8.22 ; SEM-II: 7.70 ; SEM-III: 8.62 ; SEM-IV: 8.08 ; SEM-V: 8.37 ; SEM-VI: 9.04 ; SEM-VII: 8.92 ;
 CREDITS: SEM-I: 27 ; SEM-II: 27 ; SEM-III: 26 ; SEM-IV: 26 ; SEM-V: 27 ; SEM-VI: 25 ; SEM-VII: 25
 MARKS: SEM-I:566/750; SEM-II:518/750; SEM-III:564/725; SEM-IV:606/825; SEM-V:585/775; SEM-VI:574/725; SEM-VII:550/700; TOTAL: 4646/6000 (77.43%)

-/- FEMALE, #- 0.229, @- 0.5042/0.5043, *- 0.5045, \$- Carried Forward Grade, -- Dyslexia, A/ABS- Absent, F- Fails, P- Passes
 RR- Reserved, RLE- Reserve for Lower Examination, RPV- Provisional, RCC- 0.5050, ADC- Admission Cancelled
 G:Grade, GP:Grade Point, C:Credits, 腩:Sum of Credit Points, 腩G:Sum of Product of Credits & Grades

SGPI:Semester Grade Performance Index = 腩G/腩, CGPI:Cumulative Grade Performance Index
 % Marks : 80 and Above 75-79.99 70-74.99 60-69.99 50-59.99 45-49.99 40-44.99 Less Than 40
 Grade / Gr. Pt. : 0 / 10 A / 9 B / 8 C / 7 D / 6 E / 5 P / 4 F / 0



(Signature)

SEAT NO	NAME	<Course-I> Th(80/32) In(20/08) Total C G GP C*G	<Course-II> Th(80/32) In(20/08) Total C G GP C*G	<Course-III> Th(80/32) In(20/08) Total C G GP C*G	<Course-IV> Th(80/32) In(20/08) Total C G GP C*G	<Course-V> Th(80/32) In(20/08) Total C G GP C*G	< Course-VI> Tw(25/10) Pr/Or(25/10) Total C G GP C*G	<Course-VII> Tw(25/10) Pr/Or(25/10) Total C G GP C*G	<Course-VIII> Tw(50/20) Pr/Or(100/40) Total C G GP C*G	RESULT	REMARK	TOTAL MARKS OUT OF 750
01.	MEC801		DESIGN OF MECH. SYSTEMS		02. MEC802	INDUSTRIAL ENGG. & MGMT.		03. MEC803	POWER ENGINEERING			
04.	MEDLO8041		POWER PLANT ENGINEERING		16. ILO8029	ENVIRONMENTAL MANAGEMENT		17. MEL801	DESIGN OF MECH. SYSTEMS			
18.	MEL802		POWER ENGINEERING		19. MEL803	PROJECT-II						

14282238 DESHMUKH TEJAS SANJAY SUCHITA

74	80	77	77	74	23	23	44																							
17	18	18	19	16	22	20	86	P				688																		
91	98	95	96	90	45	43	130																							
4	0	10	40	4	0	10	40	4	0	10	40	4	0	10	30	1	0	10	10	1	0	10	10	6	0	10	60	27	270	10.00
SGPI: SEM-I: 6.89 ; SEM-II: 7.52 ; SEM-III: 6.81 ; SEM-IV: 7.08 ; SEM-V: 6.70 ; SEM-VI: 7.56 ; SEM-VII: 7.52 ;													CGPI: 7.51																	
CREDITS: SEM-I: 27 ; SEM-II: 27 ; SEM-III: 26 ; SEM-IV: 26 ; SEM-V: 27 ; SEM-VI: 25 ; SEM-VII: 25																														
MARKS: SEM-I:484/750; SEM-II:511/750; SEM-III:467/725; SEM-IV:549/825; SEM-V:489/775; SEM-VI:502/725; SEM-VII:495/700;													TOTAL: 4185/6000 (69.75%)																	

14282239 GHATAGE AVDHUT ASHOK VAISHALI

74	80	77	77	70	23	23	44																							
20	18	19	18	15	21	20	92	P				691																		
94	98	96	95	85	44	43	136																							
4	0	10	40	4	0	10	40	4	0	10	40	4	0	10	30	1	0	10	10	1	0	10	10	6	0	10	60	27	270	10.00
SGPI: SEM-I: 8.89 ; SEM-II: 8.26 ; SEM-III: 8.04 ; SEM-IV: 7.38 ; SEM-V: 7.63 ; SEM-VI: 7.20 ; SEM-VII: 8.16 ;													CGPI: 8.21																	
CREDITS: SEM-I: 27 ; SEM-II: 27 ; SEM-III: 26 ; SEM-IV: 26 ; SEM-V: 27 ; SEM-VI: 25 ; SEM-VII: 25																														
MARKS: SEM-I:590/750; SEM-II:562/750; SEM-III:523/725; SEM-IV:555/825; SEM-V:523/775; SEM-VI:481/725; SEM-VII:510/700;													TOTAL: 4435/6000 (73.92%)																	

14282240 INGALE ROHAN HARESH JAYSHREE

70	80	77	77	74	23	23	44																							
20	19	20	18	20	23	20	84	P				692																		
90	99	97	95	94	46	43	128																							
4	0	10	40	4	0	10	40	4	0	10	40	4	0	10	30	1	0	10	10	1	0	10	10	6	0	10	60	27	270	10.00
SGPI: SEM-I: 7.78 ; SEM-II: 7.70 ; SEM-III: 6.69 ; SEM-IV: 8.29 ; SEM-V: 7.48 ; SEM-VI: 7.94 ; SEM-VII: 8.32 ;													CGPI: 8.03																	
CREDITS: SEM-I: 27 ; SEM-II: 27 ; SEM-III: 26 ; SEM-IV: 26 ; SEM-V: 27 ; SEM-VI: 25 ; SEM-VII: 25																														
MARKS: SEM-I:537/750; SEM-II:528/750; SEM-III:466/725; SEM-IV:592/825; SEM-V:532/775; SEM-VI:531/725; SEM-VII:523/700;													TOTAL: 4401/6000 (73.35%)																	

/- FEMALE, #- 0.229, @- 0.5042/0.5043, *- 0.5045, \$- Carried Forward Grade, -- Dyslexia, A/ABS- Absent, F- Fails, P- Passes
RR- Reserved, RLE- Reserve for Lower Examination, RPV- Provisional, RCC- 0.5050, ADC- Admission Cancelled

G:Grade, GP:Grade Point, C:Credits, 腓腓:Sum of Credit Points, 腓G:Sum of Product of Credits & Grades

SGPI:Semester Grade Performance Index = 腓G/腓腓, CGPI:Cumulative Grade Performance Index

% Marks : 80 and Above 75-79.99 70-74.99 60-69.99 50-59.99 45-49.99 40-44.99 Less Than 40

Grade / Gr. Pt. : O / 10 A / 9 B / 8 C / 7 D / 6 E / 5 P / 4 F / 0



Principal
S.I.E.S. GRADUATE SCHOOL OF TECHNOLOGY
PLOT 1C/D/E, SRI CHANARASEKARENDRA SARASWATHY VIDYAPURAM
SECTOR-V, NERUL, NAVI MUMBAI-400 706.

SEAT_NO	NAME	<Course-I> Th(80/32) In(20/08) Total C G GP C*G	<Course-II> Th(80/32) In(20/08) Total C G GP C*G	<Course-III> Th(80/32) In(20/08) Total C G GP C*G	<Course-IV> Th(80/32) In(20/08) Total C G GP C*G	<Course-V> Th(80/32) In(20/08) Total C G GP C*G	< Course-VI> Tw(25/10) Pr/Or(25/10) Total C G GP C*G	<Course-VII> Tw(25/10) Pr/Or(25/10) Total C G GP C*G	<Course-VIII> Tw(50/20) Pr/Or(100/40) Total C G GP C*G	RESULT	REMARK	TOTAL MARKS OUT OF 750
01. MEC801	DESIGN OF MECH. SYSTEMS											
04. MEDLO8041	POWER PLANT ENGINEERING											
18. MEL802	POWER ENGINEERING											
02. MEC802	INDUSTRIAL ENGG. & MGMT.											
16. ILO8029	ENVIRONMENTAL MANAGEMENT											
19. MEL803	PROJECT-II											
14282241	JOSHI RISHIKESH RAMESH NEELA	74 19 93 4 0 10	80 18 98 4 0 10	70 18 88 4 0 10	77 17 94 4 0 10	74 17 91 3 0 10	20 15 35 1 B 8 8	20 18 38 1 A 9 9	41 80 121 6 0 10	P		658
SGPI: SEM-I: 7.57 ; SEM-II: 7.87 ; SEM-III: 6.65 ; SEM-IV: 6.54 ; SEM-V: 6.81 ; SEM-VI: 5.68 ; SEM-VII: 6.56 ; CGPI: 7.22												
CREDITS: SEM-I: 27 ; SEM-II: 27 ; SEM-III: 26 ; SEM-IV: 26 ; SEM-V: 27 ; SEM-VI: 25 ; SEM-VII: 25												
MARKS: SEM-I:505/750; SEM-II:522/750; SEM-III:445/725; SEM-IV:524/825; SEM-V:472/775; SEM-VI:397/725; SEM-VII:424/700; TOTAL: 3947/6000 (65.78%)												
14282242	KANVATHIRTHA AJAY JAYANTKUMAR JAYASHREE	74 20 94 4 0 10	80 19 99 4 0 10	74 20 94 4 0 10	74 19 93 4 0 10	70 16 86 3 0 10	23 18 41 1 0 10	23 21 44 1 0 10	41 88 129 6 0 10	P		680
SGPI: SEM-I: 8.04 ; SEM-II: 7.78 ; SEM-III: 8.04 ; SEM-IV: 7.96 ; SEM-V: 8.04 ; SEM-VI: 8.28 ; SEM-VII: 8.12 ; CGPI: 8.29												
CREDITS: SEM-I: 27 ; SEM-II: 27 ; SEM-III: 26 ; SEM-IV: 26 ; SEM-V: 27 ; SEM-VI: 25 ; SEM-VII: 25												
MARKS: SEM-I:549/750; SEM-II:546/750; SEM-III:518/725; SEM-IV:595/825; SEM-V:563/775; SEM-VI:534/725; SEM-VII:505/700; TOTAL: 4490/6000 (74.83%)												
14282243	RAO SAURAB PRAKASH GAYATRI	70 16 86 4 0 10	77 17 94 4 0 10	74 17 91 4 0 10	74 18 92 4 0 10	70 17 87 3 0 10	20 22 42 1 0 10	20 19 39 1 A 9 9	46 92 138 6 0 10	P		669
SGPI: SEM-I: 6.17 ; SEM-II: 6.78 ; SEM-III: 6.77 ; SEM-IV: 5.96 ; SEM-V: 6.19 ; SEM-VI: 6.28 ; SEM-VII: 8.04 ; CGPI: 7.02												
CREDITS: SEM-I: 27 ; SEM-II: 27 ; SEM-III: 26 ; SEM-IV: 26 ; SEM-V: 27 ; SEM-VI: 25 ; SEM-VII: 25												
MARKS: SEM-I:432/750; SEM-II:481/750; SEM-III:443/725; SEM-IV:476/825; SEM-V:459/775; SEM-VI:430/725; SEM-VII:514/700; TOTAL: 3904/6000 (65.07%)												
/- FEMALE, #- 0.229, @- 0.5042/0.5043, *- 0.5045, \$- Carried Forward Grade, -- Dyslexia, A/ABS- Absent, F- Fails, P- Passes												
RR- Reserved, RLE- Reserve for Lower Examination, RPV- Provisional, RCC- 0.5050, ADC- Admission Cancelled												
G:Grade, GP:Grade Point, C:Credits, 腩:Sum of Credit Points, 腩G:Sum of Product of Credits & Grades												
SGPI:Semester Grade Performance Index = 腩G/腩, CGPI:Cumulative Grade Performance Index												
% Marks : 80 and Above 75-79.99 70-74.99 60-69.99 50-59.99 45-49.99 40-44.99 Less Than 40												
Grade / Gr. Pt. : 0 / 10 A / 9 B / 8 C / 7 D / 6 E / 5 P / 4 F / 0												



[Signature]

Principal

S.I.E.S. GRADUATE SCHOOL OF TECHNOLOGY
PLOT 1C/D/E, SRI CHANDRASEKARENDRA SARASWATHY VIDYAPURAM
SECTOR-V, NERUL, NAVI MUMBAI-400 706.

SEAT_NO	NAME	<Course-I> Th(80/32) In(20/08) Total C G GP C*G	<Course-II> Th(80/32) In(20/08) Total C G GP C*G	<Course-III> Th(80/32) In(20/08) Total C G GP C*G	<Course-IV> Th(80/32) In(20/08) Total C G GP C*G	<Course-V> Th(80/32) In(20/08) Total C G GP C*G	<Course-VI> Tw(25/10) Pr/Or(25/10) Total C G GP C*G	<Course-VII> Tw(25/10) Pr/Or(25/10) Total C G GP C*G	<Course-VIII> Tw(50/20) Pr/Or(100/40) Total C G GP C*G	RESULT	REMARK	TOTAL MARKS OUT OF 750					
01. MEC801	DESIGN OF MECH. SYSTEMS			02. MEC802	INDUSTRIAL ENGG. & MGMT.		03. MEC803	POWER ENGINEERING									
04. MEDLO8041	POWER PLANT ENGINEERING			16. ILO8029	ENVIRONMENTAL MANAGEMENT		17. MEL801	DESIGN OF MECH. SYSTEMS									
18. MEL802	POWER ENGINEERING			19. MEL803	PROJECT-II												
14282244	SABARISH KRISHNAMURTHY UMA																
		70	80	74	77	67	23	23	45								
		20	20	20	19	20	23	23	92	P		696					
		90	100	94	96	87	46	46	137								
		4 O 10	4 O 10	4 O 10	4 O 10	4 O 10	3 O 10	3 O 10	1 O 10	1 O 10	10	6 O 10	60	27	270	10.00	
		SGPI: SEM-I: 8.59 ; SEM-II: 7.87 ; SEM-III: 8.27 ; SEM-IV: 8.08 ; SEM-V: 7.93 ; SEM-VI: 8.72 ; SEM-VII: 8.08 ;										CGPI: 8.45					
		CREDITS: SEM-I: 27 ; SEM-II: 27 ; SEM-III: 26 ; SEM-IV: 26 ; SEM-V: 27 ; SEM-VI: 25 ; SEM-VII: 25															
		MARKS: SEM-I:580/750; SEM-II:520/750; SEM-III:538/725; SEM-IV:589/825; SEM-V:580/775; SEM-VI:575/725; SEM-VII:509/700;										TOTAL: 4587/6000 (76.45%)					
14282245	SHETTIGAR ROHAN PRAKASH SAVITA																
		70	77	74	77	67	23	23	45								
		20	20	18	19	18	24	22	92	P		689					
		90	97	92	96	85	47	45	137								
		4 O 10	4 O 10	4 O 10	4 O 10	4 O 10	3 O 10	3 O 10	1 O 10	1 O 10	10	6 O 10	60	27	270	10.00	
		SGPI: SEM-I: 6.93 ; SEM-II: 7.54 ; SEM-III: 6.65 ; SEM-IV: 6.77 ; SEM-V: 8.30 ; SEM-VI: 8.08 ; SEM-VII: 8.56 ;										CGPI: 7.86					
		CREDITS: SEM-I: 27 ; SEM-II: 27 ; SEM-III: 26 ; SEM-IV: 26 ; SEM-V: 27 ; SEM-VI: 25 ; SEM-VII: 25															
		MARKS: SEM-I:478/750; SEM-II:524/750; SEM-III:444/725; SEM-IV:516/825; SEM-V:588/775; SEM-VI:547/725; SEM-VII:545/700;										TOTAL: 4331/6000 (72.18%)					
14282246	WARRIAR VARUN RAMAKRISHNAN LATA																
		70	80	74	74	67	20	19	37								
		18	16	16	17	13	15	19	74	P		629					
		88	96	90	91	80	35	38	111								
		4 O 10	4 O 10	4 O 10	4 O 10	4 O 10	3 O 10	3 O 10	1 B 8	8	1 A 9	9	6 B 8	48	27	255	9.44
		SGPI: SEM-I: 6.26 ; SEM-II: 6.70 ; SEM-III: 6.35 ; SEM-IV: 5.35 ; SEM-V: 5.37 ; SEM-VI: 5.60 ; SEM-VII: 7.12 ;										CGPI: 6.53					
		CREDITS: SEM-I: 27 ; SEM-II: 27 ; SEM-III: 26 ; SEM-IV: 26 ; SEM-V: 27 ; SEM-VI: 25 ; SEM-VII: 25															
		MARKS: SEM-I:453/750; SEM-II:462/750; SEM-III:424/725; SEM-IV:458/825; SEM-V:424/775; SEM-VI:393/725; SEM-VII:445/700;										TOTAL: 3688/6000 (61.47%)					
/- FEMALE, #- 0.229, @- 0.5042/0.5043, *- 0.5045, \$- Carried Forward Grade, -- Dyslexia, A/ABS- Absent, F- Fails, P- Passes RR- Reserved, RLE- Reserve for Lower Examination, RPV- Provisional, RCC- 0.5050, ADC- Admission Cancelled G:Grade, GP:Grade Point, C:Credits, 腩腩:Sum of Credit Points, 腩腩G:Sum of Product of Credits & Grades SGPI:Semester Grade Performance Index = 腩腩G/腩腩, CGPI:Cumulative Grade Performance Index % Marks : 80 and Above 75-79.99 70-74.99 60-69.99 50-59.99 45-49.99 40-44.99 Less Than 40 Grade / Gr. Pt. : O / 10 A / 9 B / 8 C / 7 D / 6 E / 5 P / 4 F / 0																	



Principal
S.I.E.S. GRADUATE SCHOOL OF TECHNOLOGY
PLOT 1C/D/E, SRI CHANAKSEKARENDRA SARASWATHY VIDYAPURAM
SECTOR-V, NERUL, NAVI MUMBAI-400 706.

SEAT_NO	NAME	<Course-I> Th(80/32) In(20/08) Total C G GP C*G	<Course-II> Th(80/32) In(20/08) Total C G GP C*G	<Course-III> Th(80/32) In(20/08) Total C G GP C*G	<Course-IV> Th(80/32) In(20/08) Total C G GP C*G	<Course-V> Th(80/32) In(20/08) Total C G GP C*G	< Course-VI> Tw(25/10) Pr/Or(25/10) Total C G GP C*G	<Course-VII> Tw(25/10) Pr/Or(25/10) Total C G GP C*G	<Course-VIII> Tw(50/20) Pr/Or(100/40) Total C G GP C*G	RESULT	REMARK	TOTAL MARKS OUT OF 750
---------	------	---	--	---	--	---	--	--	--	--------	--------	---------------------------

01. MEC801	DESIGN OF MECH. SYSTEMS	02. MEC802	INDUSTRIAL ENGG. & MGMT.	03. MEC803	POWER ENGINEERING
06. MEDLO8043	RENEWABLE ENERGY SYSTEMS	08. ILO8021	PROJECT MANAGEMENT	17. MEL801	DESIGN OF MECH. SYSTEMS
18. MEL802	POWER ENGINEERING	19. MEL803	PROJECT-II		

14282247 DEVADIGA OMKAR SANJEEVA BHARATI

77	80	74	74	77	20	20	46																											
18	19	19	18	16	20	18	87	P				683																						
95	99	93	92	93	40	38	133																											
4	0	10	40	4	0	10	40	4	0	10	40	4	0	10	40	3	0	10	30	1	0	10	10	1	A	9	9	6	0	10	60	27	269	9.96

SGPI: SEM-I: 7.59 ; SEM-II: 8.02 ; SEM-III: 7.50 ; SEM-IV: 7.27 ; SEM-V: 7.44 ; SEM-VI: 7.16 ; SEM-VII: 7.84 ; CGPI: 7.86
 CREDITS: SEM-I: 27 ; SEM-II: 27 ; SEM-III: 26 ; SEM-IV: 26 ; SEM-V: 27 ; SEM-VI: 25 ; SEM-VII: 25
 MARKS: SEM-I:523/750; SEM-II:535/750; SEM-III:480/725; SEM-IV:565/825; SEM-V:532/775; SEM-VI:487/725; SEM-VII:493/700; TOTAL: 4298/6000 (71.63%)

14282248 JAGTAP SUMEET SANJAY SHAILA

74	80	74	74	77	20	20	46																											
19	18	18	20	14	21	19	87	P				681																						
93	98	92	94	91	41	39	133																											
4	0	10	40	4	0	10	40	4	0	10	40	4	0	10	40	3	0	10	30	1	0	10	10	1	A	9	9	6	0	10	60	27	269	9.96

SGPI: SEM-I: 7.26 ; SEM-II: 7.11 ; SEM-III: 6.81 ; SEM-IV: 7.27 ; SEM-V: 7.78 ; SEM-VI: 7.48 ; SEM-VII: 7.96 ; CGPI: 7.71 @0.04
 CREDITS: SEM-I: 27 ; SEM-II: 27 ; SEM-III: 26 ; SEM-IV: 26 ; SEM-V: 27 ; SEM-VI: 25 ; SEM-VII: 25
 MARKS: SEM-I:477/750; SEM-II:471/750; SEM-III:453/725; SEM-IV:547/825; SEM-V:530/775; SEM-VI:495/725; SEM-VII:502/700; TOTAL: 4156/6000 (69.27%)

14282249 JALALBISHT NEERAJ JAGDISH SHANTI

74	80	77	74	77	23	23	44																											
20	18	20	17	17	23	20	92	P				699																						
94	98	97	91	94	46	43	136																											
4	0	10	40	4	0	10	40	4	0	10	40	4	0	10	40	3	0	10	30	1	0	10	10	1	0	10	10	6	0	10	60	27	270	10.00

SGPI: SEM-I: 7.78 ; SEM-II: 8.11 ; SEM-III: 9.08 ; SEM-IV: 8.87 ; SEM-V: 8.81 ; SEM-VI: 8.54 ; SEM-VII: 8.20 ; CGPI: 8.68
 CREDITS: SEM-I: 27 ; SEM-II: 27 ; SEM-III: 26 ; SEM-IV: 26 ; SEM-V: 27 ; SEM-VI: 25 ; SEM-VII: 25
 MARKS: SEM-I:554/750; SEM-II:556/750; SEM-III:573/725; SEM-IV:632/825; SEM-V:584/775; SEM-VI:542/725; SEM-VII:517/700; TOTAL: 4657/6000 (77.62%)

/- FEMALE, #- 0.229, @- 0.5042/0.5043, *- 0.5045, \$- Carried Forward Grade, -- Dyslexia, A/ABS- Absent, F- Fails, P- Passes

RR- Reserved, RLE- Reserve for Lower Examination, RPV- Provisional, RCC- 0.5050, ADC- Admission Cancelled

G:Grade, GP:Grade Point, C:Credits, 腩腩:Sum of Credit Points, 腩腩G:Sum of Product of Credits & Grades

SGPI:Semester Grade Performance Index = 腩腩G/腩腩, CGPI:Cumulative Grade Performance Index

% Marks : 80 and Above 75-79.99 70-74.99 60-69.99 50-59.99 45-49.99 40-44.99 Less Than 40

Grade / Gr. Pt. : 0 / 10 A / 9 B / 8 C / 7 D / 6 E / 5 P / 4 F / 0



Principal
 S.I.E.S. GRADUATE SCHOOL OF TECHNOLOGY
 PLOT 1C/D/E, SRI CHANDRASEKARENDRA SARASWATHY VIDYAPURAM
 SECTOR-V, NERUL, NAVI MUMBAI-400 706.

SEAT_NO	NAME	<Course-I>	<Course-II>	<Course-III>	<Course-IV>	<Course-V>	<Course-VI>	<Course-VII>	<Course-VIII>	TOTAL MARKS	RESULT	REMARK
		Th(80/32)	Th(80/32)	Th(80/32)	Th(80/32)	Th(80/32)	Tw(25/10)	Tw(25/10)	Tw(50/20)	OUT OF 750		
		In(20/08)	In(20/08)	In(20/08)	In(20/08)	In(20/08)	Pr/Or(25/10)	Pr/Or(25/10)	Pr/Or(100/40)			
		Total	Total	Total	Total	Total	Total	Total	Total			
		C G GP C*G	C G GP C*G	C G GP C*G	C G GP C*G	C G GP C*G	C G GP C*G	C G GP C*G	C G GP C*G		腩 腩G	SGPI

01. MEC801	DESIGN OF MECH. SYSTEMS	02. MEC802	INDUSTRIAL ENGG. & MGMT.	03. MEC803	POWER ENGINEERING
06. MEDLO8043	RENEWABLE ENERGY SYSTEMS	08. ILO8021	PROJECT MANAGEMENT	17. MEL801	DESIGN OF MECH. SYSTEMS
18. MEL802	POWER ENGINEERING	19. MEL803	PROJECT-II		

14282250 NADARGE AJAY GOPAL VIJAYA

77	80	74	74	77	20	20	40									
19	19	19	19	14	19	18	86		P			675				
96	99	93	93	91	39	38	126									
4 0 10	40	4 0 10	40	4 0 10	40	3 0 10	30	1 A 9	9	1 A 9	9	6 0 10	60	27	268	9.93

SGPI: SEM-I: 6.78 ; SEM-II: 6.61 ; SEM-III: 5.77 ; SEM-IV: 6.19 ; SEM-V: 6.19 ; SEM-VI: 7.24 ; SEM-VII: 7.84 ; CGPI: 7.07
 CREDITS: SEM-I: 27 ; SEM-II: 27 ; SEM-III: 26 ; SEM-IV: 26 ; SEM-V: 27 ; SEM-VI: 25 ; SEM-VII: 25
 MARKS: SEM-I:474/750; SEM-II:455/750; SEM-III:397/725; SEM-IV:481/825; SEM-V:454/775; SEM-VI:485/725; SEM-VII:496/700; TOTAL: 3917/6000 (65.28%)

14282251 NAIR SHUBHAM KRISHNAKUMAR SINI

74	80	74	70	80	23	23	38									
20	17	18	17	19	18	18	78		P			667				
94	97	92	87	99	41	41	116									
4 0 10	40	4 0 10	40	4 0 10	40	3 0 10	30	1 0 10	10	1 0 10	10	6 A 9	54	27	264	9.78

SGPI: SEM-I: 5.96 ; SEM-II: 6.48 ; SEM-III: 5.77 ; SEM-IV: 5.35 ; SEM-V: 5.67 ; SEM-VI: 5.44 ; SEM-VII: 6.92 ; CGPI: 6.43
 CREDITS: SEM-I: 27 ; SEM-II: 27 ; SEM-III: 26 ; SEM-IV: 26 ; SEM-V: 27 ; SEM-VI: 25 ; SEM-VII: 25
 MARKS: SEM-I:420/750; SEM-II:451/750; SEM-III:404/725; SEM-IV:463/825; SEM-V:425/775; SEM-VI:396/725; SEM-VII:451/700; TOTAL: 3677/6000 (61.28%)

14282252 /PARVATHIDEVI GURUBARAN SELVI

74	80	74	67	74	23	23	46									
19	16	20	20	19	23	21	94		P			693				
93	96	94	87	93	46	44	140									
4 0 10	40	4 0 10	40	4 0 10	40	3 0 10	30	1 0 10	10	1 0 10	10	6 0 10	60	27	270	10.00

SGPI: SEM-I: 8.44 ; SEM-II: 9.26 ; SEM-III: 7.54 ; SEM-IV: 7.48 ; SEM-V: 7.04 ; SEM-VI: 7.82 ; SEM-VII: 8.12 ; CGPI: 8.22
 CREDITS: SEM-I: 27 ; SEM-II: 27 ; SEM-III: 26 ; SEM-IV: 26 ; SEM-V: 27 ; SEM-VI: 25 ; SEM-VII: 25
 MARKS: SEM-I:582/750; SEM-II:610/750; SEM-III:496/725; SEM-IV:568/825; SEM-V:512/775; SEM-VI:505/725; SEM-VII:515/700; TOTAL: 4481/6000 (74.68%)

/- FEMALE, #- 0.229, @- 0.5042/0.5043, *- 0.5045, \$- Carried Forward Grade, -- Dyslexia, A/ABS- Absent, F- Fails, P- Passes
 RR- Reserved, RLE- Reserve for Lower Examination, RPV- Provisional, RCC- 0.5050, ADC- Admission Cancelled
 G:Grade, GP:Grade Point, C:Credits, 腩:Sum of Credit Points, 腩G:Sum of Product of Credits & Grades
 SGPI:Semester Grade Performance Index = 腩G/腩, CGPI:Cumulative Grade Performance Index
 % Marks : 80 and Above 75-79.99 70-74.99 60-69.99 50-59.99 45-49.99 40-44.99 Less Than 40
 Grade / Gr. Pt. : 0 / 10 A / 9 B / 8 C / 7 D / 6 E / 5 P / 4 F / 0



[Signature]
 Principal
 S.I.E.S. GRADUATE SCHOOL OF TECHNOLOGY
 PLOT 1C/D/E, SRI CHANDBASEKARENDRA SARASWATHY VIDYAPURAM
 SECTOR-V, NERUL, NAVI MUMBAI-400 706.

SEAT_NO	NAME	<Course-I> Th(80/32) In(20/08) Total	<Course-II> Th(80/32) In(20/08) Total	<Course-III> Th(80/32) In(20/08) Total	<Course-IV> Th(80/32) In(20/08) Total	<Course-V> Th(80/32) In(20/08) Total	< Course-VI> Tw(25/10) Pr/Or(25/10) Total	<Course-VII> Tw(25/10) Pr/Or(25/10) Total	<Course-VIII> Tw(50/20) Pr/Or(100/40) Total	RESULT	REMARK	TOTAL MARKS OUT OF 750																						
C	G	GP	C*G	C	G	GP	C*G	C	G	GP	C*G	CGPI	SGPI																					
01.	MEC801	DESIGN OF MECH. SYSTEMS			02.	MEC802	INDUSTRIAL ENGG. & MGMT.		03.	MEC803	POWER ENGINEERING																							
06.	MEDLO8043	RENEWABLE ENERGY SYSTEMS			08.	ILO8021	PROJECT MANAGEMENT		17.	MEL801	DESIGN OF MECH. SYSTEMS																							
18.	MEL802	POWER ENGINEERING			19.	MEL803	PROJECT-II																											

14282253	PATEL KETAN MAHENDRA KOKILA																																	
77	77	74	74	74	74	20	20	44																										
19	18	19	16	19	16	16	19	80	P			666																						
96	95	93	90	93	93	36	39	124																										
4	0	10	40	4	0	10	40	4	0	10	40	4	0	10	40	3	0	10	30	1	B	8	8	1	A	9	9	6	0	10	60	27	267	9.89
SGPI: SEM-I: 4.74 ; SEM-II: 5.91 ; SEM-III: 5.77 ; SEM-IV: 5.92 ; SEM-V: 5.93 ; SEM-VI: 6.64 ; SEM-VII: 6.40 ; CGPI: 6.40																																		
CREDITS: SEM-I: 27 ; SEM-II: 27 ; SEM-III: 26 ; SEM-IV: 26 ; SEM-V: 27 ; SEM-VI: 25 ; SEM-VII: 25																																		
MARKS: SEM-I:379/750; SEM-II:430/750; SEM-III:395/725; SEM-IV:476/825; SEM-V:433/775; SEM-VI:440/725; SEM-VII:434/700; TOTAL: 3653/6000 (60.88%)																																		

14282254	PATTEWAR TEJAS ASHWIN ANJALI																																	
70	77	74	67	67	67	23	23	45																										
19	20	19	20	20	19	19	22	94	P			679																						
89	97	93	87	87	87	42	45	139																										
4	0	10	40	4	0	10	40	4	0	10	40	4	0	10	40	3	0	10	30	1	0	10	10	1	0	10	10	6	0	10	60	27	270	10.00
SGPI: SEM-I: 8.22 ; SEM-II: 7.52 ; SEM-III: 7.81 ; SEM-IV: 7.25 ; SEM-V: 7.41 ; SEM-VI: 7.02 ; SEM-VII: 8.36 ; CGPI: 7.96																																		
CREDITS: SEM-I: 27 ; SEM-II: 27 ; SEM-III: 26 ; SEM-IV: 26 ; SEM-V: 27 ; SEM-VI: 25 ; SEM-VII: 25																																		
MARKS: SEM-I:574/750; SEM-II:517/750; SEM-III:521/725; SEM-IV:552/825; SEM-V:511/775; SEM-VI:470/725; SEM-VII:532/700; TOTAL: 4356/6000 (72.60%)																																		

14282255	/PHAPALE AISHWARYA EKNATH ASHA																																	
70	80	74	70	80	80	23	23	44																										
19	19	18	19	19	19	22	20	92	P			692																						
89	99	92	89	99	99	45	43	136																										
4	0	10	40	4	0	10	40	4	0	10	40	4	0	10	40	3	0	10	30	1	0	10	10	1	0	10	10	6	0	10	60	27	270	10.00
SGPI: SEM-I: 7.26 ; SEM-II: 8.15 ; SEM-III: 8.00 ; SEM-IV: 7.54 ; SEM-V: 8.22 ; SEM-VI: 9.00 ; SEM-VII: 9.16 ; CGPI: 8.41																																		
CREDITS: SEM-I: 27 ; SEM-II: 27 ; SEM-III: 26 ; SEM-IV: 26 ; SEM-V: 27 ; SEM-VI: 25 ; SEM-VII: 25																																		
MARKS: SEM-I:505/750; SEM-II:547/750; SEM-III:507/725; SEM-IV:593/825; SEM-V:571/775; SEM-VI:574/725; SEM-VII:561/700; TOTAL: 4550/6000 (75.83%)																																		

/- FEMALE, #- 0.229, @- 0.5042/0.5043, *- 0.5045, \$- Carried Forward Grade, -- Dyslexia, A/ABS- Absent, F- Fails, P- Passes																																		
RR- Reserved, RLE- Reserve for Lower Examination, RPV- Provisional, RCC- 0.5050, ADC- Admission Cancelled																																		
G:Grade, GP:Grade Point, C:Credits, 腩:Sum of Credit Points, 腩G:Sum of Product of Credits & Grades																																		
SGPI:Semester Grade Performance Index = 腩G/腩, CGPI:Cumulative Grade Performance Index																																		
% Marks : 80 and Above 75-79.99 70-74.99 60-69.99 50-59.99 45-49.99 40-44.99 Less Than 40																																		
Grade / Gr. Pt. : 0 / 10 A / 9 B / 8 C / 7 D / 6 E / 5 P / 4 F / 0																																		



Principal:

S.I.E.S. GRADUATE SCHOOL OF TECHNOLOGY
PLOT 1C/D/E, SRI CHANORASEKARENDRA SARASWATHY VIDYAPURAM
SECTOR-V, NERUL, NAVI MUMBAI-400 706.

SEAT_NO	NAME	<Course-I> Th(80/32) In(20/08) Total	<Course-II> Th(80/32) In(20/08) Total	<Course-III> Th(80/32) In(20/08) Total	<Course-IV> Th(80/32) In(20/08) Total	<Course-V> Th(80/32) In(20/08) Total	< Course-VI> Tw(25/10) Pr/Or(25/10) Total	<Course-VII> Tw(25/10) Pr/Or(25/10) Total	<Course-VIII> Tw(50/20) Pr/Or(100/40) Total	RESULT	REMARK	TOTAL MARKS OUT OF 750
C G GP C*G	C G GP C*G	C G GP C*G	C G GP C*G	C G GP C*G	C G GP C*G	C G GP C*G	C G GP C*G	C G GP C*G	C G GP C*G	腓 腓G	SGPI	
01. MEC801	DESIGN OF MECH. SYSTEMS	02. MEC802	INDUSTRIAL ENGG. & MGMT.	03. MEC803	POWER ENGINEERING							
06. MEDLO8043	RENEWABLE ENERGY SYSTEMS	08. ILO8021	PROJECT MANAGEMENT	17. MEL801	DESIGN OF MECH. SYSTEMS							
18. MEL802	POWER ENGINEERING	19. MEL803	PROJECT-II									

14282256 POOJARY DEEKSHIT DODDANNA VASANTHI

74	80	74	74	77	20	20	45									
19	19	19	17	17	19	18	90			P		682				
93	99	93	91	94	39	38	135									
4 0 10	40	4 0 10	40	4 0 10	40	3 0 10	30	1 A 9	9	1 A 9	9	6 0 10	60	27	268	9.93
SGPI: SEM-I: 6.85 ; SEM-II: 7.74 ; SEM-III: 7.38 ; SEM-IV: 6.31 ; SEM-V: 6.74 ; SEM-VI: 6.92 ; SEM-VII: 8.28 ;												CGPI: 7.52				
CREDITS: SEM-I: 27 ; SEM-II: 27 ; SEM-III: 26 ; SEM-IV: 26 ; SEM-V: 27 ; SEM-VI: 25 ; SEM-VII: 25																
MARKS: SEM-I:482/750; SEM-II:522/750; SEM-III:475/725; SEM-IV:503/825; SEM-V:474/775; SEM-VI:467/725; SEM-VII:503/700;												TOTAL: 4108/6000 (68.47%)				

14282257 PRINCE PRAKASH MOLLY

77	80	74	67	80	20	20	37									
19	18	13	18	18	18	19	74			P		652				
96	98	87	85	98	38	39	111									
4 0 10	40	4 0 10	40	4 0 10	40	3 0 10	30	1 A 9	9	1 A 9	9	6 B 8	48	27	256	9.48
SGPI: SEM-I: 6.89 ; SEM-II: 7.39 ; SEM-III: 6.31 ; SEM-IV: 5.42 ; SEM-V: 5.74 ; SEM-VI: 6.48 ; SEM-VII: 6.76 ;												CGPI: 6.82				
CREDITS: SEM-I: 27 ; SEM-II: 27 ; SEM-III: 26 ; SEM-IV: 26 ; SEM-V: 27 ; SEM-VI: 25 ; SEM-VII: 25																
MARKS: SEM-I:473/750; SEM-II:507/750; SEM-III:421/725; SEM-IV:450/825; SEM-V:434/775; SEM-VI:438/725; SEM-VII:434/700;												TOTAL: 3809/6000 (63.48%)				

14282258 RITWIK ASHTAMOORTHY RADHAKRISHNAN RAMANI

67	77	74	67	67	20	20	46									
18	19	17	19	20	23	19	92			P		665				
85	96	91	86	87	43	39	138									
4 0 10	40	4 0 10	40	4 0 10	40	3 0 10	30	1 0 10	10	1 A 9	9	6 0 10	60	27	269	9.96
SGPI: SEM-I: 5.46 ; SEM-II: 6.07 ; SEM-III: 5.65 ; SEM-IV: 6.00 ; SEM-V: 5.96 ; SEM-VI: 6.48 ; SEM-VII: 7.12 ;												CGPI: 6.59				
CREDITS: SEM-I: 27 ; SEM-II: 27 ; SEM-III: 26 ; SEM-IV: 26 ; SEM-V: 27 ; SEM-VI: 25 ; SEM-VII: 25																
MARKS: SEM-I:399/750; SEM-II:438/750; SEM-III:393/725; SEM-IV:486/825; SEM-V:449/775; SEM-VI:461/725; SEM-VII:453/700;												TOTAL: 3744/6000 (62.40%)				

/- FEMALE, #- 0.229, @- 0.5042/0.5043, *- 0.5045, \$- Carried Forward Grade, -- Dyslexia, A/ABS- Absent, F- Fails, P- Passes

RR- Reserved, RLE- Reserve for Lower Examination, RPV- Provisional, RCC- 0.5050, ADC- Admission Cancelled

G:Grade, GP:Grade Point, C:Credits, 腓:Sum of Credit Points, 腓G:Sum of Product of Credits & Grades

SGPI:Semester Grade Performance Index = 腓G/腓, CGPI:Cumulative Grade Performance Index

% Marks : 80 and Above 75-79.99 70-74.99 60-69.99 50-59.99 45-49.99 40-44.99 Less Than 40

Grade / Gr. Pt. : O / 10 A / 9 B / 8 C / 7 D / 6 E / 5 P / 4 F / 0



Principal

S.I.E.S. GRADUATE SCHOOL OF TECHNOLOGY
PLOT 1C/D/E, SRI CHANBRASEKARENDRA SARASWATHY VIDYAPURAM
SECTOR-V NERUL, NAVI MUMBAI-400 706.

SEAT NO	NAME	<Course-I> Th(80/32) In(20/08) Total C G GP C*G	<Course-II> Th(80/32) In(20/08) Total C G GP C*G	<Course-III> Th(80/32) In(20/08) Total C G GP C*G	<Course-IV> Th(80/32) In(20/08) Total C G GP C*G	<Course-V> Th(80/32) In(20/08) Total C G GP C*G	< Course-VI > Tw(25/10) Pr/Or(25/10) Total C G GP C*G	<Course-VII> Tw(25/10) Pr/Or(25/10) Total C G GP C*G	<Course-VIII> Tw(50/20) Pr/Or(100/40) Total C G GP C*G	RESULT	REMARK	TOTAL MARKS OUT OF 750
01. MEC801	DESIGN OF MECH. SYSTEMS	02. MEC802	INDUSTRIAL ENGG. & MGMT.	03. MEC803	POWER ENGINEERING							
06. MEDL08043	RENEWABLE ENERGY SYSTEMS	09. ILO8022	FINANCE MANAGEMENT	17. MEL801	DESIGN OF MECH. SYSTEMS							
18. MEL802	POWER ENGINEERING	19. MEL803	PROJECT-II									
14282259 GHATE SHREYAS MAHESH LALITA												
58	74	74	74	58	20	20	34					
17	19	16	11	16	18	18	70	P	RLE		597	
75	93	90	85	74	38	38	104					
4 A 9 36	4 O 10 40	4 O 10 40	4 O 10 40	4 O 10 40	3 B 8 24	1 A 9 9	1 A 9 9	6 C 7 42	27	240	8.89	
SGPI: SEM-I: 7.17 ; SEM-II: 6.13 ; SEM-III: 5.85 ; SEM-IV: 5.88 ; SEM-V: -- ; SEM-VI: -- ; SEM-VII: 7.20 ; CGPI: --												
CREDITS: SEM-I: 27 ; SEM-II: 27 ; SEM-III: 26 ; SEM-IV: 26 ; SEM-V: -- ; SEM-VI: -- ; SEM-VII: 25												
MARKS: SEM-I:475/750; SEM-II:441/750; SEM-III:409/725; SEM-IV:475/825; SEM-V: -- ; SEM-VI: -- ; SEM-VII:454/700; TOTAL: --												
14282260 /MIRAJKAR MAULI MAHESH MAHESHWARI												
74	80	74	74	77	23	23	45					
20	19	20	20	19	22	21	92	P			703	
94	99	94	94	96	45	44	137					
4 O 10 40	4 O 10 40	4 O 10 40	4 O 10 40	4 O 10 40	3 O 10 30	1 O 10 10	1 O 10 10	6 O 10 60	27	270	10.00	
SGPI: SEM-I: 8.04 ; SEM-II: 8.33 ; SEM-III: 7.38 ; SEM-IV: 7.22 ; SEM-V: 7.70 ; SEM-VI: 7.90 ; SEM-VII: 8.20 ; CGPI: 8.10												
CREDITS: SEM-I: 27 ; SEM-II: 27 ; SEM-III: 26 ; SEM-IV: 26 ; SEM-V: 27 ; SEM-VI: 25 ; SEM-VII: 25												
MARKS: SEM-I:551/750; SEM-II:573/750; SEM-III:483/725; SEM-IV:560/825; SEM-V:538/775; SEM-VI:519/725; SEM-VII:514/700; TOTAL: 4441/6000 (74.02%)												
01. MEC801	DESIGN OF MECH. SYSTEMS	02. MEC802	INDUSTRIAL ENGG. & MGMT.	03. MEC803	POWER ENGINEERING							
06. MEDL08043	RENEWABLE ENERGY SYSTEMS	15. ILO8028	DIGITAL BUSINESS MGMT.	17. MEL801	DESIGN OF MECH. SYSTEMS							
18. MEL802	POWER ENGINEERING	19. MEL803	PROJECT-II									
14282261 CHANDRASEKARAN ALWIN ANDREW SUMATHI												
77	80	74	74	77	18	19	40					
15	17	13	16	18	18	18	84	P			658	
92	97	87	90	95	36	37	124					
4 O 10 40	4 O 10 40	4 O 10 40	4 O 10 40	4 O 10 40	3 O 10 30	1 B 8 8	1 B 8 8	6 O 10 60	27	266	9.85	
(DIPLOMA STUDENT)												
SGPI: SEM-III: 6.62 ; SEM-IV: 5.54 ; SEM-V: 5.15 ; SEM-VI: 5.32 ; SEM-VII: 6.28 ; CGPI: 6.48												
CREDITS: SEM-III: 26 ; SEM-IV: 26 ; SEM-V: 27 ; SEM-VI: 25 ; SEM-VII: 25												
MARKS: SEM-III:436/725; SEM-IV:473/825; SEM-V:390/775; SEM-VI:395/725; SEM-VII:399/700; TOTAL: 2751/4500 (61.13%)												
/- FEMALE, #- 0.229, @- 0.5042/0.5043, *- 0.5045, \$- Carried Forward Grade, -- Dyslexia, A/ABS- Absent, F- Fails, P- Passes												
RR- Reserved, RLE- Reserve for Lower Examination, RLV- Provisional, RCC- 0.5050, ADC- Admission Cancelled												
G:Grade, GP:Grade Point, C:Credits, 腓:Sum of Credit Points, 腓G:Sum of Product of Credits & Grades												
SGPI:Semester Grade Performance Index = 腓G/腓, CGPI:Cumulative Grade Performance Index												
% Marks : 80 and Above 75-79.99 70-74.99 60-69.99 50-59.99 45-49.99 40-44.99 Less Than 40												
Grade / Gr. Pt. : 0 / 10 A / 9 B / 8 C / 7 D / 6 E / 5 F / 4 F / 0												



Principal
S.I.E.S. GRADUATE SCHOOL OF TECHNOLOGY
PLOT 10/D/L, SRI CHANDRASEKARENDRA SARASWATHY VIDYAPURAM
SECTOR-V, NERUL, MUMBAI-400 706.

SEAT_NO	NAME	<Course-I> Th(80/32) In(20/08) Total C G GP C*G	<Course-II> Th(80/32) In(20/08) Total C G GP C*G	<Course-III> Th(80/32) In(20/08) Total C G GP C*G	<Course-IV> Th(80/32) In(20/08) Total C G GP C*G	<Course-V> Th(80/32) In(20/08) Total C G GP C*G	< Course-VI> Tw(25/10) Pr/Or(25/10) Total C G GP C*G	<Course-VII> Tw(25/10) Pr/Or(25/10) Total C G GP C*G	<Course-VIII> Tw(50/20) Pr/Or(100/40) Total C G GP C*G	RESULT	REMARK	TOTAL MARKS OUT OF 750
01.	MEC801		DESIGN OF MECH. SYSTEMS	02.	MEC802	INDUSTRIAL ENGG. & MGMT.	03.	MEC803	POWER ENGINEERING			
06.	MEDLO8043		RENEWABLE ENERGY SYSTEMS	15.	ILO8028	DIGITAL BUSINESS MGMT.	17.	MEL801	DESIGN OF MECH. SYSTEMS			
18.	MEL802		POWER ENGINEERING	19.	MEL803	PROJECT-II						

14282262 /CHILLARA SOWMYA LALITHA APARNA

74	77	77	67	77	23	23	40																											
19	19	17	14	16	18	20	91		P			672																						
93	96	94	81	93	41	43	131																											
4	0	10	40	4	0	10	40	4	0	10	40	4	0	10	40	3	0	10	30	1	0	10	10	1	0	10	10	6	0	10	60	27	270	10.00
SGPI: SEM-I: 6.83 ; SEM-II: 7.44 ; SEM-III: 7.62 ; SEM-IV: 7.12 ; SEM-V: 6.93 ; SEM-VI: 7.86 ; SEM-VII: 7.28 ;												CGPI: 7.64																						
CREDITS: SEM-I: 27 ; SEM-II: 27 ; SEM-III: 26 ; SEM-IV: 26 ; SEM-V: 27 ; SEM-VI: 25 ; SEM-VII: 25																																		
MARKS: SEM-I:460/750; SEM-II:510/750; SEM-III:478/725; SEM-IV:535/825; SEM-V:483/775; SEM-VI:511/725; SEM-VII:473/700;												TOTAL: 4122/6000 (68.70%)																						

14282263 GUJARATHI ROMIL VINOD TRUPTI

70	80	70	74	70	20	20	41																											
20	19	17	19	20	17	18	82		P			657																						
90	99	87	93	90	37	38	123																											
4	0	10	40	4	0	10	40	4	0	10	40	4	0	10	40	3	0	10	30	1	B	8	8	1	A	9	9	6	0	10	60	27	267	9.89
SGPI: SEM-I: 6.17 ; SEM-II: 6.22 ; SEM-III: 5.73 ; SEM-IV: 5.38 ; SEM-V: 5.30 ; SEM-VI: 6.40 ; SEM-VII: 6.76 ;												CGPI: 6.49																						
CREDITS: SEM-I: 27 ; SEM-II: 27 ; SEM-III: 26 ; SEM-IV: 26 ; SEM-V: 27 ; SEM-VI: 25 ; SEM-VII: 25																																		
MARKS: SEM-I:431/750; SEM-II:421/750; SEM-III:399/725; SEM-IV:448/825; SEM-V:401/775; SEM-VI:421/725; SEM-VII:430/700;												TOTAL: 3608/6000 (60.13%)																						

14282264 IYER SAGAR VINAY ANJANA

74	80	74	70	74	17	19	39																											
16	18	14	17	16	14	19	80		P	RLE		641																						
90	98	88	87	90	31	38	119																											
4	0	10	40	4	0	10	40	4	0	10	40	4	0	10	40	3	0	10	30	1	C	7	7	1	A	9	9	6	A	9	54	27	260	9.63
(DIPLOMA STUDENT)																																		
SGPI: SEM-III: 5.38 ; SEM-IV: 5.31 ; SEM-V: -- ; SEM-VI: 5.40 ; SEM-VII: 5.40 ;												CGPI: --																						
CREDITS: SEM-III: 26 ; SEM-IV: 26 ; SEM-V: -- ; SEM-VI: 25 ; SEM-VII: 25																																		
MARKS: SEM-III:385/725; SEM-IV:446/825; SEM-V: -- ; SEM-VI:378/725; SEM-VII:368/700;												TOTAL: --																						

/- FEMALE, #- 0.229, @- 0.5042/0.5043, *- 0.5045, \$- Carried Forward Grade, -- Dyslexia, A/ABS- Absent, F- Fails, P- Passes


RR- Reserved, RLE- Reserve for Lower Examination, RPV- Provisional, RCC- 0.5050, ADC- Admission Cancelled

G:Grade, GP:Grade Point, C:Credits, 腩:Sum of Credit Points, 腩G:Sum of Product of Credits & Grades

SGPI:Semester Grade Performance Index = 腩G/腩, CGPI:Cumulative Grade Performance Index

§ Marks : 80 and Above 75-79.99 70-74.99 60-69.99 50-59.99 45-49.99 40-44.99 Less Than 40

Grade / Gr. Pt. : 0 / 10 A / 9 B / 8 C / 7 D / 6 E / 5 P / 4 F / 0



Principal

S.I.E.S. GRADUATE SCHOOL OF TECHNOLOGY
PLOT 1C/D/E, SRI CHANPRASEKARENDRA SARASWATHY VIDYAPURAM
SECTOR-V, NERUL, NAVI MUMBAI-400 706.

SEAT_NO	NAME	<Course-I> Th(80/32) In(20/08) Total C G GP C*G	<Course-II> Th(80/32) In(20/08) Total C G GP C*G	<Course-III> Th(80/32) In(20/08) Total C G GP C*G	<Course-IV> Th(80/32) In(20/08) Total C G GP C*G	<Course-V > Th(80/32) In(20/08) Total C G GP C*G	< Course-VI> Tw(25/10) Pr/Or(25/10) Total C G GP C*G	<Course-VII> Tw(25/10) Pr/Or(25/10) Total C G GP C*G	<Course-VIII> Tw(50/20) Pr/Or(100/40) Total C G GP C*G	RESULT	REMARK	TOTAL MARKS OUT OF 750				
01. MEC801	DESIGN OF MECH. SYSTEMS			02. MEC802	INDUSTRIAL ENGG. & MGMT.		03. MEC803	POWER ENGINEERING								
06. MEDLO8043	RENEWABLE ENERGY SYSTEMS			15. ILO8028	DIGITAL BUSINESS MGMT.		17. MEL801	DESIGN OF MECH. SYSTEMS								
18. MEL802	POWER ENGINEERING			19. MEL803	PROJECT-II											
14282265	KONAR ARMUGASUNDER ESAKKIMUTHU SUDALAIVADIVOO															
74	80	74	70	80	21	23	44									
19	16	15	19	14	21	19	92	P			681					
93	96	89	89	94	42	42	136									
4 0 10	40	4 0 10	40	4 0 10	40	3 0 10	30	1 0 10	10	1 0 10	10	6 0 10	60	27	270	10.00
(DIPLOMA STUDENT)		SGPI: SEM-III: 6.27 ; SEM-IV: 5.35 ; SEM-V: 5.96 ; SEM-VI: 6.88 ; SEM-VII: 8.20 ;						CGPI: 7.12								
		CREDITS: SEM-III: 26 ; SEM-IV: 26 ; SEM-V: 27 ; SEM-VI: 25 ; SEM-VII: 25														
		MARKS: SEM-III:421/725; SEM-IV:448/825; SEM-V:443/775; SEM-VI:462/725; SEM-VII:503/700;						TOTAL: 2958/4500 (65.73%)								
14282266	NAIDU RISHAB GIRI BHARATHI NAIDU															
70	77	74	67	80	20	20	42									
20	19	18	20	20	22	20	88	P			677					
90	96	92	87	100	42	40	130									
4 0 10	40	4 0 10	40	4 0 10	40	3 0 10	30	1 0 10	10	1 0 10	10	6 0 10	60	27	270	10.00
		SGPI: SEM-I: 6.17 ; SEM-II: 7.07 ; SEM-III: 6.35 ; SEM-IV: 6.31 ; SEM-V: 5.93 ; SEM-VI: 6.64 ; SEM-VII: 8.80 ;						CGPI: 7.16								
		CREDITS: SEM-I: 27 ; SEM-II: 27 ; SEM-III: 26 ; SEM-IV: 26 ; SEM-V: 27 ; SEM-VI: 25 ; SEM-VII: 25														
		MARKS: SEM-I:434/750; SEM-II:482/750; SEM-III:418/725; SEM-IV:501/825; SEM-V:442/775; SEM-VI:450/725; SEM-VII:540/700;						TOTAL: 3944/6000 (65.73%)								
14282267	NAIR AKSHAY JAYARAJ RATNA															
77	80	74	70	80	20	20	39									
20	18	19	18	20	18	18	84	P			675					
97	98	93	88	100	38	38	123									
4 0 10	40	4 0 10	40	4 0 10	40	3 0 10	30	1 A 9	9	1 A 9	9	6 0 10	60	27	268	9.93
		SGPI: SEM-I: 5.56 ; SEM-II: 6.30 ; SEM-III: 6.46 ; SEM-IV: 5.73 ; SEM-V: 5.59 ; SEM-VI: 5.24 ; SEM-VII: 6.64 ;						CGPI: 6.44								
		CREDITS: SEM-I: 27 ; SEM-II: 27 ; SEM-III: 26 ; SEM-IV: 26 ; SEM-V: 27 ; SEM-VI: 25 ; SEM-VII: 25														
		MARKS: SEM-I:412/750; SEM-II:453/750; SEM-III:427/725; SEM-IV:476/825; SEM-V:422/775; SEM-VI:377/725; SEM-VII:426/700;						TOTAL: 3668/6000 (61.13%)								
/- FEMALE, #- 0.229, @- 0.5042/0.5043, *- 0.5045, \$- Carried Forward Grade, -- Dyslexia, A/ABS- Absent, F- Fails, P- Passes																
RR- Reserved, RLE- Reserve for Lower Examination, RPV- Provisional, RCC- 0.5050, ADC- Admission Cancelled																
G:Grade, GP:Grade Point, C:Credits, 腩:Sum of Credit Points, 腩G:Sum of Product of Credits & Grades																
SGPI:Semester Grade Performance Index = 腩G/腩, CGPI:Cumulative Grade Performance Index																
% Marks : 80 and Above 75-79.99 70-74.99 60-69.99 50-59.99 45-49.99 40-44.99 Less Than 40																
Grade / Gr. Pt. : 0 / 10 A / 9 B / 8 C / 7 D / 6 E / 5 P / 4 F / 0																



Principal
S.I.E.S. GRADUATE SCHOOL OF TECHNOLOGY
PLOT 1C/D/E, SRI CHANORASEKARENDRA SARASWATHY VIDYAPURAM
SECTOR-V, NERUL, NAVI MUMBAI-400 706.

SEAT NO	NAME	<Course-I> Th(80/32) In(20/08) Total C G GP C*G	<Course-II> Th(80/32) In(20/08) Total C G GP C*G	<Course-III> Th(80/32) In(20/08) Total C G GP C*G	<Course-IV> Th(80/32) In(20/08) Total C G GP C*G	<Course-V > Th(80/32) In(20/08) Total C G GP C*G	< Course-VI> Tw(25/10) Pr/Or(25/10) Total C G GP C*G	<Course-VII> Tw(25/10) Pr/Or(25/10) Total C G GP C*G	<Course-VIII> Tw(50/20) Pr/Or(100/40) Total C G GP C*G	RESULT	REMARK	TOTAL MARKS OUT OF 750
01. MEC801	DESIGN OF MECH. SYSTEMS			02. MEC802	INDUSTRIAL ENGG. & MGMT.		03. MEC803	POWER ENGINEERING				
06. MEDLO8043	RENEWABLE ENERGY SYSTEMS			15. ILO8028	DIGITAL BUSINESS MGMT.		17. MEL801	DESIGN OF MECH. SYSTEMS				
18. MEL802	POWER ENGINEERING			19. MEL803	PROJECT-II							
14282268	POOJARY RISHABH RATNAKAR SHAMBHAVI											
		74	80	74	67	77	20	20	44			
		15	19	16	17	18	19	18	80	P		658
		89	99	90	84	95	39	38	124			
		4 0 10	40 4 0 10	40 4 0 10	40 4 0 10	40 3 0 10	30 1 A 9	9 1 A 9	9 6 0 10	60	27 268	9.93
		SGPI: SEM-I: 6.98 ; SEM-II: 7.35 ; SEM-III: 6.38 ; SEM-IV: 6.08 ; SEM-V: 5.37 ; SEM-VI: 6.20 ; SEM-VII: 6.16 ; CGPI: 6.82										
		CREDITS: SEM-I: 27 ; SEM-II: 27 ; SEM-III: 26 ; SEM-IV: 26 ; SEM-V: 27 ; SEM-VI: 25 ; SEM-VII: 25										
		MARKS: SEM-I:484/750; SEM-II:489/750; SEM-III:430/725; SEM-IV:484/825; SEM-V:408/775; SEM-VI:440/725; SEM-VII:414/700; TOTAL: 3807/6000 (63.45%)										
01. MEC801	DESIGN OF MECH. SYSTEMS			02. MEC802	INDUSTRIAL ENGG. & MGMT.		03. MEC803	POWER ENGINEERING				
06. MEDLO8043	RENEWABLE ENERGY SYSTEMS			16. ILO8029	ENVIRONMENTAL MANAGEMENT		17. MEL801	DESIGN OF MECH. SYSTEMS				
18. MEL802	POWER ENGINEERING			19. MEL803	PROJECT-II							
14282269	BHAGAT SAGAR RAJENDRA MEENA											
		77	80	74	70	70	17	19	34			
		16	14	14	14	12	13	18	67	P	RLE	609
		93	94	88	84	82	30	37	101			
		4 0 10	40 4 0 10	40 4 0 10	40 4 0 10	40 3 0 10	30 1 C 7	7 1 B 8	8 6 C 7	42	27 247	9.15
		SGPI: SEM-I: 4.94 ; SEM-II: 4.78 ; SEM-III: 5.71 ; SEM-IV: 4.89 ; SEM-V: -- ; SEM-VI: -- ; SEM-VII: 5.24 ; CGPI: --										
		CREDITS: SEM-I: 27 ; SEM-II: 28 ; SEM-III: 24 ; SEM-IV: 28 ; SEM-V: -- ; SEM-VI: -- ; SEM-VII: 25										
		MARKS: SEM-I:383/800; SEM-II:367/800; SEM-III:357/675; SEM-IV:386/825; SEM-V: -- ; SEM-VI: -- ; SEM-VII:350/700; TOTAL: --										
14282270	CHETTIAR SAIRAM MARIAPPAN SHANTI											
		74	80	74	70	70	19	23	40			
		18	19	17	19	15	22	20	93	P		673
		92	99	91	89	85	41	43	133			
		4 0 10	40 4 0 10	40 4 0 10	40 4 0 10	40 3 0 10	30 1 0 10	10 1 0 10	10 6 0 10	60	27 270	10.00
	(DIPLOMA STUDENT)	SGPI: SEM-III: 6.92 ; SEM-IV: 6.27 ; SEM-V: 6.22 ; SEM-VI: 5.40 ; SEM-VII: 6.32 ; CGPI: 6.88										
		CREDITS: SEM-III: 26 ; SEM-IV: 26 ; SEM-V: 27 ; SEM-VI: 25 ; SEM-VII: 25										
		MARKS: SEM-III:456/725; SEM-IV:498/825; SEM-V:458/775; SEM-VI:394/725; SEM-VII:410/700; TOTAL: 2889/4500 (64.20%)										
/- FEMALE, #- 0.229, @- 0.5042/0.5043, *- 0.5045, \$- Carried Forward Grade, -- Dyslexia, A/ABS- Absent, F- Fails, P- Passes												
RR- Reserve for Lower Examination, RLE- Resamination, RPV- Provisional, RCC- 0.5050, ADC- Admission Cancelled												
G:Grade, GP:Grade Point, C:Credits, 腓:Sum of Credit Points, 腓G:Sum of Product of Credits & Grades												
SGPI:Semester Grade Performance Index = 腓G/腓, CGPI:Cumulative Grade Performance Index												
% Marks : 80 and Above 75-79.99 70-74.99 60-69.99 50-59.99 45-49.99 40-44.99 Less Than 40												
Grade / Gr. Pt. : O / 10 A / 9 B / 8 C / 7 D / 6 E / 5 P / 4 F / 0												



[Signature]
Principal

SIES GRADUATE SCHOOL OF TECHNOLOGY
PLOT 1C/D/E, SRI CHANDRASEKARENDRA SARASWATHY VIDYAPUR
SECTOR-V, NERUL, NAVI MUMBAI-400 706.

SEAT_NO	NAME	<Course-I> Th(80/32) In(20/08) Total C G GP C*G	<Course-II> Th(80/32) In(20/08) Total C G GP C*G	<Course-III> Th(80/32) In(20/08) Total C G GP C*G	<Course-IV> Th(80/32) In(20/08) Total C G GP C*G	<Course-V> Th(80/32) In(20/08) Total C G GP C*G	<Course-VI> Tw(25/10) Pr/Or(25/10) Total C G GP C*G	<Course-VII> Tw(25/10) Pr/Or(25/10) Total C G GP C*G	<Course-VIII> Tw(50/20) Pr/Or(100/40) Total C G GP C*G	RESULT	REMARK	TOTAL MARKS OUT OF 750
---------	------	---	--	---	--	---	---	--	--	--------	--------	---------------------------

01. MEC801	DESIGN OF MECH. SYSTEMS	02. MEC802	INDUSTRIAL ENGG. & MGMT.	03. MEC803	POWER ENGINEERING
06. MEDLO8043	RENEWABLE ENERGY SYSTEMS	16. ILO8029	ENVIRONMENTAL MANAGEMENT	17. MEL801	DESIGN OF MECH. SYSTEMS
18. MEL802	POWER ENGINEERING	19. MEL803	PROJECT-II		

14282271 /IYER SIRI KANNAN SUNITARAI

70	80	67	70	70	20	20	42					
18	18	19	17	17	17	18	92			P		655
88	98	86	87	87	37	38	134					
4 0 10	4 0 10	4 0 10	4 0 10	4 0 10	3 0 10	3 0	1 B 8 8	1 A 9 9	6 0 10	60	27 267	9.89

SGPI: SEM-I: 6.83 ; SEM-II: 7.15 ; SEM-III: 6.27 ; SEM-IV: 6.29 ; SEM-V: 6.33 ; SEM-VI: 6.48 ; SEM-VII: 7.44 ; CGPI: 7.10
 CREDITS: SEM-I: 27 ; SEM-II: 27 ; SEM-III: 26 ; SEM-IV: 26 ; SEM-V: 27 ; SEM-VI: 25 ; SEM-VII: 25
 MARKS: SEM-I:467/750; SEM-II:487/750; SEM-III:416/725; SEM-IV:487/825; SEM-V:455/775; SEM-VI:445/725; SEM-VII:456/700; TOTAL: 3868/6000 (64.47%)

14282272 KRISHNAN VIKRAM JANAKI

67	80	74	64	67	23	20	46					
20	20	20	19	17	18	20	92			P		667
87	100	94	83	84	41	40	138					
4 0 10	4 0 10	4 0 10	4 0 10	4 0 10	3 0 10	3 0	1 0 10 10	1 0 10 10	6 0 10	60	27 270	10.00

SGPI: SEM-I: 6.15 ; SEM-II: 6.11 ; SEM-III: 5.81 ; SEM-IV: 6.08 ; SEM-V: 6.41 ; SEM-VI: 5.92 ; SEM-VII: 7.12 ; CGPI: 6.71 @0.04
 CREDITS: SEM-I: 27 ; SEM-II: 27 ; SEM-III: 26 ; SEM-IV: 26 ; SEM-V: 27 ; SEM-VI: 25 ; SEM-VII: 25
 MARKS: SEM-I:437/750; SEM-II:426/750; SEM-III:406/725; SEM-IV:492/825; SEM-V:462/775; SEM-VI:415/725; SEM-VII:457/700; TOTAL: 3762/6000 (62.70%)

14282273 MUDALIAR GANESH ARUMUGAM MAHALAXMI

70	77	74	70	67	17	19	40					
15	17	14	17	15	16	18	82			P		628
85	94	88	87	82	33	37	122					
4 0 10	4 0 10	4 0 10	4 0 10	4 0 10	3 0 10	3 0	1 C 7 7	1 B 8 8	6 0 10	60	27 265	9.81

(DIPLOMA STUDENT)

SGPI: SEM-III: 5.46 ; SEM-IV: 5.46 ; SEM-V: 5.22 ; SEM-VI: 4.76 ; SEM-VII: 6.28 ; CGPI: 6.19
 CREDITS: SEM-III: 26 ; SEM-IV: 26 ; SEM-V: 27 ; SEM-VI: 25 ; SEM-VII: 25
 MARKS: SEM-III:389/725; SEM-IV:489/825; SEM-V:397/775; SEM-VI:360/725; SEM-VII:396/700; TOTAL: 2659/4500 (59.09%)

/- FEMALE, #- 0.229, @- 0.5042/0.5043, *- 0.5045, \$- Carried Forward Grade, -- Dyslexia, A/ABS- Absent, F- Fails, P- Passes

RR- Reserved, RLE- Reserve for Lower Examination, RPV- Provisional, RCC- 0.5050, ADC- Admission Cancelled

G:Grade, GP:Grade Point, C:Credits, 腓:Sum of Credit Points, 腓G:Sum of Product of Credits & Grades

SGPI:Semester Grade Performance Index = 腓G/腓, CGPI:Cumulative Grade Performance Index

% Marks : 80 and Above 75-79.99 70-74.99 60-69.99 50-59.99 45-49.99 40-44.99 Less Than 40

Grade / Gr. Pt. : 0 / 10 A / 9 B / 8 C / 7 D / 6 E / 5 P / 4 F / 0



Principal

S.I.E.S. GRADUATE SCHOOL OF TECHNOLOGY
 PLOT 1C/D/E, SRI CHANDBASEKARENDRA SARASWATHY VIDYAPURAM
 SECTOR-V, NERUL, NAVI MUMBAI-400 708.

SEAT_NO	NAME	<Course-I> Th(80/32) In(20/08) Total C G GP C*G	<Course-II> Th(80/32) In(20/08) Total C G GP C*G	<Course-III> Th(80/32) In(20/08) Total C G GP C*G	<Course-IV> Th(80/32) In(20/08) Total C G GP C*G	<Course-V> Th(80/32) In(20/08) Total C G GP C*G	< Course-VI> Tw(25/10) Pr/Or(25/10) Total C G GP C*G	<Course-VII> Tw(25/10) Pr/Or(25/10) Total C G GP C*G	<Course-VIII> Tw(50/20) Pr/Or(100/40) Total C G GP C*G	RESULT	REMARK	TOTAL MARKS OUT OF 750
01. MEC801	DESIGN OF MECH. SYSTEMS			02. MEC802	INDUSTRIAL ENGG. & MGMT.			03. MEC803	POWER ENGINEERING			
06. MEDLO8043	RENEWABLE ENERGY SYSTEMS			16. ILO8029	ENVIRONMENTAL MANAGEMENT			17. MEL801	DESIGN OF MECH. SYSTEMS			
18. MEL802	POWER ENGINEERING			19. MEL803	PROJECT-II							
14282274	NADAR CHANDRU SOUNDARA PANDIAN PAVALAKODI											
74	80	74	74	70	19	20	34					
17	16	18	16	15	15	19	68			P		629
91	96	92	90	85	34	39	102					
4 0 10	40	4 0 10	40	4 0 10	40	3 0 10	30	1 C 7 7	1 A 9 9	6 C 7 42	27 248	9.19
(DIPLOMA STUDENT)		SGPI: SEM-III: 6.35 ; SEM-IV: 5.15 ; SEM-V: 5.00 ; SEM-VI: 4.76 ; SEM-VII: 5.48 ; CGPI: 6.01										
		CREDITS: SEM-III: 26 ; SEM-IV: 26 ; SEM-V: 27 ; SEM-VI: 25 ; SEM-VII: 25										
		MARKS: SEM-III:421/725; SEM-IV:449/825; SEM-V:397/775; SEM-VI:361/725; SEM-VII:368/700; TOTAL: 2625/4500 (58.33%)										
14282275	NAIR ABHISHEK SURESH LEENA											
77	80	74	70	70	20	20	41					
20	19	18	17	17	18	18	84			P		663
97	99	92	87	87	38	38	125					
4 0 10	40	4 0 10	40	4 0 10	40	3 0 10	30	1 A 9 9	1 A 9 9	6 0 10 60	27 268	9.93
		SGPI: SEM-I: 7.22 ; SEM-II: 7.69 ; SEM-III: 6.77 ; SEM-IV: 5.85 ; SEM-V: 5.04 ; SEM-VI: 6.44 ; SEM-VII: 7.56 ; CGPI: 7.07										
		CREDITS: SEM-I: 27 ; SEM-II: 27 ; SEM-III: 26 ; SEM-IV: 26 ; SEM-V: 27 ; SEM-VI: 25 ; SEM-VII: 25										
		MARKS: SEM-I:502/750; SEM-II:521/750; SEM-III:433/725; SEM-IV:476/825; SEM-V:396/775; SEM-VI:441/725; SEM-VII:473/700; TOTAL: 3905/6000 (65.08%)										
14282276	NAIR PREMKRISHNAN SABITHA PREMACHANDRAN											
70	80	74	74	74	23	23	44					
19	19	20	19	17	21	21	85			P		683
89	99	94	93	91	44	44	129					
4 0 10	40	4 0 10	40	4 0 10	40	3 0 10	30	1 0 10 10	1 0 10 10	6 0 10 60	27 270	10.00
		SGPI: SEM-I: 7.89 ; SEM-II: 7.46 ; SEM-III: 7.38 ; SEM-IV: 7.25 ; SEM-V: 7.93 ; SEM-VI: 7.16 ; SEM-VII: 9.36 ; CGPI: 8.06										
		CREDITS: SEM-I: 27 ; SEM-II: 27 ; SEM-III: 26 ; SEM-IV: 26 ; SEM-V: 27 ; SEM-VI: 25 ; SEM-VII: 25										
		MARKS: SEM-I:542/750; SEM-II:516/750; SEM-III:484/725; SEM-IV:553/825; SEM-V:551/775; SEM-VI:497/725; SEM-VII:579/700; TOTAL: 4405/6000 (73.42%)										
/- FEMALE, #- 0.229, @- 0.5042/0.5043, *- 0.5045, \$- Carried Forward Grade, -- Dyslexia, A/ABS- Absent, F- Fails, P- Passes RR- Reserved, RLE- Reserve for Lower Examination, RPV- Provisional, RCC- 0.5050, ADC- Admission Cancelled G:Grade, GP:Grade Point, C:Credits, 腩:Sum of Credit Points, 腩G:Sum of Product of Credits & Grades SGPI:Semester Grade Performance Index = 腩G/腩, CGPI:Cumulative Grade Performance Index % Marks : 80 and Above 75-79.99 70-74.99 60-69.99 50-59.99 45-49.99 40-44.99 Less Than 40 Grade / Gr. Pt. : 0 / 10 A / 9 B / 8 C / 7 D / 6 E / 5 P / 4 F / 0												



Principal
 S.I.E.S. GRADUATE SCHOOL OF TECHNOLOGY
 PLOT 1C/D/E, SRI CHANDRASEKARENDRA SARASWATHY VIDYAPURAM
 SECTOR-V, NERUL, NAVI MUMBAI-400 705.

SEAT NO	NAME	<Course-I> Th(80/32) In(20/08) Total C G GP C*G	<Course-II> Th(80/32) In(20/08) Total C G GP C*G	<Course-III> Th(80/32) In(20/08) Total C G GP C*G	<Course-IV> Th(80/32) In(20/08) Total C G GP C*G	<Course-V> Th(80/32) In(20/08) Total C G GP C*G	< Course-VI> Tw(25/10) Pr/Or(25/10) Total C G GP C*G	<Course-VII> Tw(25/10) Pr/Or(25/10) Total C G GP C*G	<Course-VIII> Tw(50/20) Pr/Or(100/40) Total C G GP C*G	RESULT	REMARK	TOTAL MARKS OUT OF 750
---------	------	---	--	---	--	---	--	--	--	--------	--------	---------------------------

01. MEC801	DESIGN OF MECH. SYSTEMS	02. MEC802	INDUSTRIAL ENGG. & MGMT.	03. MEC803	POWER ENGINEERING
06. MEDL08043	RENEWABLE ENERGY SYSTEMS	16. ILO8029	ENVIRONMENTAL MANAGEMENT	17. MEL801	DESIGN OF MECH. SYSTEMS
18. MEL802	POWER ENGINEERING	19. MEL803	PROJECT-II		

14282277 PHATAK SHUBHAM VILAS SUNITA

58 *	77	70	70	61	23	23	46					
20	19	18	19	19	22	21	92			P		658
78	96	88	89	80	45	44	138					
4 A 9 36	4 0 10 40	4 0 10 40	4 0 10 40	4 0 10 40	3 0 10 30	1 0 10 10	1 0 10 10	6 0 10 60	27	266	9.85	
SGPI: SEM-I: 7.56 ; SEM-II: 7.96 ; SEM-III: 7.27 ; SEM-IV: 7.33 ; SEM-V: 7.04 ; SEM-VI: 8.82 ; SEM-VII: 8.72 ; CGPI: 8.06												
CREDITS: SEM-I: 27 ; SEM-II: 27 ; SEM-III: 26 ; SEM-IV: 26 ; SEM-V: 27 ; SEM-VI: 25 ; SEM-VII: 25												
MARKS: SEM-I:524/750; SEM-II:545/750; SEM-III:481/725; SEM-IV:567/825; SEM-V:516/775; SEM-VI:563/725; SEM-VII:545/700; TOTAL: 4399/6000 (73.32%)												

14282278 PULIKKOTTIL JEEVAN SUNNY FABY

74	80	77	74	70	20	22	45					
20	18	19	19	18	22	19	94			P		691
94	98	96	93	88	42	41	139					
4 0 10 40	4 0 10 40	4 0 10 40	4 0 10 40	4 0 10 40	3 0 10 30	1 0 10 10	1 0 10 10	6 0 10 60	27	270	10.00	
SGPI: SEM-I: 6.63 ; SEM-II: 7.48 ; SEM-III: 7.08 ; SEM-IV: 6.85 ; SEM-V: 6.48 ; SEM-VI: 7.18 ; SEM-VII: 8.16 ; CGPI: 7.48												
CREDITS: SEM-I: 27 ; SEM-II: 27 ; SEM-III: 26 ; SEM-IV: 26 ; SEM-V: 27 ; SEM-VI: 25 ; SEM-VII: 25												
MARKS: SEM-I:464/750; SEM-II:502/750; SEM-III:454/725; SEM-IV:535/825; SEM-V:461/775; SEM-VI:478/725; SEM-VII:502/700; TOTAL: 4087/6000 (68.12%)												

14282279 PUNNA REWANTH GANESH SUGUNA

74	80	74	70	70	20	20	41					
19	18	15	18	16	19	20	90			P		664
93	98	89	88	86	39	40	131					
4 0 10 40	4 0 10 40	4 0 10 40	4 0 10 40	3 0 10 30	1 A 9 9	1 0 10 10	6 0 10 60	27	269	9.96		
(DIPLOMA STUDENT) SGPI: SEM-III: 7.27 ; SEM-IV: 6.27 ; SEM-V: 7.52 ; SEM-VI: 7.88 ; SEM-VII: 7.12 ; CGPI: 7.69 @0.06												
CREDITS: SEM-III: 26 ; SEM-IV: 26 ; SEM-V: 27 ; SEM-VI: 25 ; SEM-VII: 25												
MARKS: SEM-III:478/725; SEM-IV:497/825; SEM-V:524/775; SEM-VI:506/725; SEM-VII:453/700; TOTAL: 3122/4500 (69.38%)												

/- FEMALE, #- 0.229, @- 0.5042/0.5043, *- 0.5045, \$- Carried Forward Grade, -- Dyslexia, A/ABS- Absent, F- Fails, P- Passes

RR- Reserved, RLE- Reserve for Lower Examination, RPV- Provisional, RCC- 0.5050, ADC- Admission Cancelled

G:Grade, GP:Grade Point, C:Credits, 腩腩:Sum of Credit Points, 腩腩G:Sum of Product of Credits & Grades

SGPI:Semester Grade Performance Index = 腩腩G/腩腩, CGPI:Cumulative Grade Performance Index

% Marks : 80 and Above 75-79.99 70-74.99 60-69.99 50-59.99 45-49.99 40-44.99 Less Than 40

Grade / Gr. Pt. : 0 / 10 A / 9 B / 8 C / 7 D / 6 E / 5 P / 4 F / 0



Principal

S.I.E.S. GRADUATE SCHOOL OF TECHNOLOGY
PLOT 1C/D/E, SRI CHANDBASEKARENDRA SARASWATHY VIDYAPURAM
SECTOR-V, NERUL, NAVI MUMBAI-400 706.

SEAT_NO	NAME	<Course-I> Th(80/32) In(20/08) Total C G GP C*G	<Course-II> Th(80/32) In(20/08) Total C G GP C*G	<Course-III> Th(80/32) In(20/08) Total C G GP C*G	<Course-IV> Th(80/32) In(20/08) Total C G GP C*G	<Course-V> Th(80/32) In(20/08) Total C G GP C*G	< Course-VI> Tw(25/10) Pr/Or(25/10) Total C G GP C*G	<Course-VII> Tw(25/10) Pr/Or(25/10) Total C G GP C*G	<Course-VIII> Tw(50/20) Pr/Or(100/40) Total C G GP C*G	RESULT	REMARK	TOTAL MARKS OUT OF 750
01. MEC801	DESIGN OF MECH. SYSTEMS											
06. MEDLO8043	RENEWABLE ENERGY SYSTEMS											
16. ILO8029	ENVIRONMENTAL MANAGEMENT											
18. MEL802	POWER ENGINEERING											
19. MEL803	PROJECT-II											
14282280	RAJENDRAN SANTHOSH RAMATHILAGAM											
		70	80	74	74	74	23	23	44			
		19	19	17	19	19	24	21	90	P		690
		89	99	91	93	93	47	44	134			
		4 0 10	40 4 0 10	40 4 0 10	40 4 0 10	40 3 0 10	30 1 0 10	10 1 0 10	10 6 0 10	60	27 270	10.00
		SGPI: SEM-I: 7.20 ; SEM-II: 8.89 ; SEM-III: 7.85 ; SEM-IV: 8.68 ; SEM-V: 8.63 ; SEM-VI: 8.54 ; SEM-VII: 8.60 ; CGPI: 8.55										
		CREDITS: SEM-I: 27 ; SEM-II: 27 ; SEM-III: 26 ; SEM-IV: 26 ; SEM-V: 27 ; SEM-VI: 25 ; SEM-VII: 25										
		MARKS: SEM-I:511/750; SEM-II:584/750; SEM-III:514/725; SEM-IV:623/825; SEM-V:591/775; SEM-VI:539/725; SEM-VII:551/700; TOTAL: 4603/6000 (76.72%)										
14282281	SAHU AJAY KUMAR TUNI											
		70	70	70	64	67	14	14	40			
		12	18	18	17	13	15	18	80	P	RLE	600
		82	88	88	81	80	29	32	120			
		4 0 10	40 4 0 10	40 4 0 10	40 4 0 10	40 3 0 10	30 1 D 6	6 1 C 7	7 6 0 10	60	27 263	9.74
		SGPI: SEM-I: 4.81 ; SEM-II: 5.00 ; SEM-III: 4.50 ; SEM-IV: 4.75 ; SEM-V: -- ; SEM-VI: -- ; SEM-VII: 8.32 ; CGPI: --										
		CREDITS: SEM-I: 27 ; SEM-II: 28 ; SEM-III: 24 ; SEM-IV: 28 ; SEM-V: -- ; SEM-VI: -- ; SEM-VII: 25										
		MARKS: SEM-I:376/800; SEM-II:370/800; SEM-III:303/675; SEM-IV:387/825; SEM-V: -- ; SEM-VI: -- ; SEM-VII:493/700; TOTAL: --										
14282282	SHIVATHARE SAHIL DAYANAND APARNA											
		74	80	74	70	70	23	23	44			
		20	17	18	17	13	23	21	92	P		679
		94	97	92	87	83	46	44	136			
		4 0 10	40 4 0 10	40 4 0 10	40 4 0 10	40 3 0 10	30 1 0 10	10 1 0 10	10 6 0 10	60	27 270	10.00
		SGPI: SEM-I: 5.91 ; SEM-II: 7.09 ; SEM-III: 6.15 ; SEM-IV: 5.54 ; SEM-V: 6.11 ; SEM-VI: 6.18 ; SEM-VII: 6.92 ; CGPI: 6.75										
		CREDITS: SEM-I: 27 ; SEM-II: 27 ; SEM-III: 26 ; SEM-IV: 26 ; SEM-V: 27 ; SEM-VI: 25 ; SEM-VII: 25										
		MARKS: SEM-I:423/750; SEM-II:488/750; SEM-III:411/725; SEM-IV:461/825; SEM-V:441/775; SEM-VI:441/725; SEM-VII:444/700; TOTAL: 3788/6000 (63.13%)										
/- FEMALE, #- 0.229, @- 0.5042/0.5043, *- 0.5045, \$- Carried Forward Grade, -- Dyslexia, A/ABS- Absent, F- Fails, P- Passes												
RR- Reserved, RLE- Reserve for Lower Examination, RPV- Provisional, RCC- 0.5050, ADC- Admission Cancelled												
G:Grade, GP:Grade Point, C:Credits, 腩:Sum of Credit Points, 腩G:Sum of Product of Credits & Grades												
SGPI:Semester Grade Performance Index = 腩G/腩, CGPI:Cumulative Grade Performance Index												
% Marks : 80 and Above 75-79.99 70-74.99 60-69.99 50-59.99 45-49.99 40-44.99 Less Than 40												
Grade / Gr. Pt. : 0 / 10 A / 9 B / 8 C / 7 D / 6 E / 5 P / 4 F / 0												



[Signature]
Principal

S.I.E.S. GRADUATE SCHOOL OF TECHNOLOGY
PLOT 1C/D/E, SRI CHANDBASEKARENDRA SARASWATHY VIDYAPURAM
SECTOR-V, NERUL, NAVI MUMBAI-400 706.

SEAT NO	NAME	<Course-I>	<Course-II>	<Course-III>	<Course-IV>	<Course-V>	< Course-VI>	<Course-VII>	<Course-VIII>	RESULT	REMARK	TOTAL MARKS
		Th(80/32)	Th(80/32)	Th(80/32)	Th(80/32)	Th(80/32)	Tw(25/10)	Tw(25/10)	Tw(50/20)			OUT OF 750
		In(20/08)	In(20/08)	In(20/08)	In(20/08)	In(20/08)	Pr/Or(25/10)	Pr/Or(25/10)	Pr/Or(100/40)			
		Total	Total	Total	Total	Total	Total	Total	Total			
		C G GP C*G	C G GP C*G	C G GP C*G	C G GP C*G	C G GP C*G	C G GP C*G	C G GP C*G	C G GP C*G	腩	腩G	SGPI

01. MEC801	DESIGN OF MECH. SYSTEMS	02. MEC802	INDUSTRIAL ENGG. & MGMT.	03. MEC803	POWER ENGINEERING
06. MEDL08043	RENEWABLE ENERGY SYSTEMS	16. ILO8029	ENVIRONMENTAL MANAGEMENT	17. MEL801	DESIGN OF MECH. SYSTEMS
18. MEL802	POWER ENGINEERING	19. MEL803	PROJECT-II		


14282283 TEJAS MAHADEV KANNAGI

74	80	74	64	74	20	20	41									
19	19	18	20	16	21	21	89	P			670					
93	99	92	84	90	41	41	130									
4 0 10	40	4 0 10	40	4 0 10	40	4 0 10	30	1 0 10	10	1 0 10	10	6 0 10	60	27	270	10.00

(DIPLOMA STUDENT)

SGPI: SEM-III: 7.27 ; SEM-IV: 7.00 ; SEM-V: 6.89 ; SEM-VI: 7.16 ; SEM-VII: 8.64 ; CGPI: 7.83
CREDITS: SEM-III: 26 ; SEM-IV: 26 ; SEM-V: 27 ; SEM-VI: 25 ; SEM-VII: 25
MARKS: SEM-III:469/725; SEM-IV:539/825; SEM-V:500/775; SEM-VI:473/725; SEM-VII:529/700; TOTAL: 3180/4500 (70.67%)

/- FEMALE, #- 0.229, @- 0.5042/0.5043, *- 0.5045, \$- Carried Forward Grade, -- Dyslexia, A/ABS- Absent, F- Fails, P- Passes
RR- Reserved, RLE- Reserve for Lower Examination, RPV- Provisional, RCC- 0.5050, ADC- Admission Cancelled
G:Grade, GP:Grade Point, C:Credits, 腩:Sum of Credit Points, 腩G:Sum of Product of Credits & Grades
SGPI:Semester Grade Performance Index = 腩G/腩, CGPI:Cumulative Grade Performance Index
% Marks : 80 and Above 75-79.99 70-74.99 60-69.99 50-59.99 45-49.99 40-44.99 Less Than 40
Grade / Gr. Pt. : 0 / 10 A / 9 B / 8 C / 7 D / 6 E / 5 P / 4 F / 0



[Signature]
Principal
S.I.E.S. GRADUATE SCHOOL OF TECHNOLOGY
PLOT 1C/D/E, SRI CHANDRASEKARENDRA SARASWATHY VIDYAPURAM
SECTOR-V, NERUL, NAVI MUMBAI-400 706.

2019-20

UNIVERSITY OF MUMBAI

Page No.: 1


OFFICE REGISTER FOR THE B.E. (PRINTING & PACKAGING TECHNOLOGY) (SEM VIII) (CHOICE BASED) EXAMINATION HELD IN OCTOBER 2020
 COLLEGE/CENTRE NAME:690:SIES RESULT DATE :- OCTOBER 29, 2020

SEAT NO	NAME	Course-I	Total	C	G	GP	C*G	SGPI	TOTAL/OUT OF	RESULT	REMARK
In (50/20)	Tw (100/40)	Or (50/20)									
01. PPC801 INDUSTRIAL TRAINING & PROJECT											
16280001 ANTARKAR AJINKYA ABASAHEB AMBIKA											
32	62	34	128	20	C	7	140	7.00	128/200	P	RLE
(DIPLOMA STUDENT)											
SGPI: SEM-III: 6.36 ; SEM-IV: 6.08 ; SEM-V: -- ; SEM-VI: -- ; SEM-VII: 5.89 ; CGPI: --											
CREDITS: SEM-I: 27 ; SEM-II: 27 ; SEM-III: 25 ; SEM-IV: 25 ; SEM-V: -- ; SEM-VI: -- ; SEM-VII: 27											
MARKS: SEM-III:411/700; SEM-IV:436/750; SEM-V: -- ; SEM-VI: -- ; SEM-VII:456/850; TOTAL: --											
16280002 ANURAG GANAPATHI JAYASHREE											
43	81	44	168	20	O	10	200	10.00	168/200	P	
SGPI: SEM-I: 7.72 ; SEM-II: 7.37 ; SEM-III: 8.98 ; SEM-IV: 8.76 ; SEM-V: 9.32 ; SEM-VI: 9.89 ; SEM-VII: 9.28 ; CGPI: 8.87											
CREDITS: SEM-I: 27 ; SEM-II: 27 ; SEM-III: 25 ; SEM-IV: 25 ; SEM-V: 25 ; SEM-VI: 27 ; SEM-VII: 27											
MARKS: SEM-I:478/750; SEM-II:496/750; SEM-III:554/700; SEM-IV:572/750; SEM-V:558/700; SEM-VI:711/825; SEM-VII:694/850; TOTAL: 4231/5525 (76.58%)											
16280003 BIRJE NINGAPPA NARAYAN ANUSAYA											
35	68	34	137	20	C	7	140	7.00	137/200	P	
(DIPLOMA STUDENT)											
SGPI: SEM-III: 6.00 ; SEM-IV: 6.60 ; SEM-V: 6.42 ; SEM-VI: 6.61 ; SEM-VII: 7.30 ; CGPI: 6.65 @0.10											
CREDITS: SEM-I: 25 ; SEM-II: 25 ; SEM-III: 25 ; SEM-IV: 25 ; SEM-V: 25 ; SEM-VI: 27 ; SEM-VII: 27											
MARKS: SEM-III:389/700; SEM-IV:463/750; SEM-V:421/700; SEM-VI:503/825; SEM-VII:541/850; TOTAL: 2454/4025 (60.97%)											
16280004 BORKAR SUBODH RAJENDRA RITA											
41	72	40	153	20	A	9	180	9.00	153/200	P	
(DIPLOMA STUDENT)											
SGPI: SEM-III: 7.66 ; SEM-IV: 6.52 ; SEM-V: 7.20 ; SEM-VI: 6.87 ; SEM-VII: 8.57 ; CGPI: 7.59											
CREDITS: SEM-I: 25 ; SEM-II: 25 ; SEM-III: 25 ; SEM-IV: 25 ; SEM-V: 25 ; SEM-VI: 27 ; SEM-VII: 27											
MARKS: SEM-III:473/700; SEM-IV:460/750; SEM-V:448/700; SEM-VI:528/825; SEM-VII:641/850; TOTAL: 2703/4025 (67.16%)											

/- FEMALE, #- 0.229, @- 0.5042/0.5043, *- 0.5045, \$- Carried Forward Grade, -- Dyslexia, A/ABS- Absent, F- Fails, P- Passes
 RR- Reserved, RLE- Reserve for Lower Examination, RPV- Provisional, RCC- 0.5050, ADC- Admission Cancelled
 G:Grade, GP:Grade Point, C:Credits, ac:Sum of Credit Points, acG:Sum of Product of Credits & Grades
 SGPI:Semester Grade Performance Index = acG/ac, CGPI:Cumulative Grade Performance Index
 % Marks : 80 and Above 75-79.99 70-74.99 60-69.99 50-59.99 45-49.99 40-44.99 Less Than 40
 Grade / Gr. Pt. : O / 10 A / 9 B / 8 C / 7 D / 6 E / 5 F / 4 F / 0



Principal
 S.I.E.S. GRADUATE SCHOOL OF TECHNOLOGY
 PLOT 1C/D/E, SRI CHANBRASEKARENDRA SARASWATHY VIDYAPURAM
 SECTOR-V, NERUL, NAVI MUMBAI-400 706.



SEAT_NO	NAME	Course-I	Total	C	G	GP	C*G	SGPI	TOTAL/OUT OF	RESULT	REMARK
In(50/20)	Tw(100/40)	Or(50/20)									
01. PPC801 INDUSTRIAL TRAINING & PROJECT											
16280005 /CHANDAN AKSHITA ASHOK GEETA											
42	82	41	165	20	O	10	200	10.00	165/200	P	
SGPI: SEM-I: 6.04 ; SEM-II: 6.35 ; SEM-III: 6.76 ; SEM-IV: 7.56 ; SEM-V: 6.94 ; SEM-VI: 7.61 ; SEM-VII: 8.19 ; CGPI: 7.35											
CREDITS: SEM-I: 27 ; SEM-II: 27 ; SEM-III: 25 ; SEM-IV: 25 ; SEM-V: 25 ; SEM-VI: 27 ; SEM-VII: 27											
MARKS: SEM-I:432/750; SEM-II:449/750; SEM-III:425/700; SEM-IV:508/750; SEM-V:436/700; SEM-VI:569/825; SEM-VII:626/850; TOTAL: 3610/5525 (65.34%)											
16280006 CHANDURKAR PRANIT VILASRAO MANGALA											
25	53	32	110	20	D	6	120	6.00	110/200	P	
(DIPLOMA STUDENT) SGPI: SEM-III: 6.42 ; SEM-IV: 5.40 ; SEM-V: 5.76 ; SEM-VI: 5.76 ; SEM-VII: 5.72 ; CGPI: 5.84											
CREDITS: SEM-III: 25 ; SEM-IV: 25 ; SEM-V: 25 ; SEM-VI: 27 ; SEM-VII: 27											
MARKS: SEM-III:402/700; SEM-IV:399/750; SEM-V:377/700; SEM-VI:465/825; SEM-VII:447/850; TOTAL: 2200/4025 (54.66%)											
16280007 CHAVAN SAURABH GANGARAM MEENA											
37	83	36	156	20	A	9	180	9.00	156/200	P	
SGPI: SEM-I: 5.41 ; SEM-II: 5.52 ; SEM-III: 6.02 ; SEM-IV: 6.42 ; SEM-V: 6.00 ; SEM-VI: 7.50 ; SEM-VII: 7.59 ; CGPI: 6.61											
CREDITS: SEM-I: 27 ; SEM-II: 27 ; SEM-III: 26 ; SEM-IV: 26 ; SEM-V: 25 ; SEM-VI: 27 ; SEM-VII: 27											
MARKS: SEM-I:391/750; SEM-II:392/750; SEM-III:448/800; SEM-IV:464/750; SEM-V:392/700; SEM-VI:560/825; SEM-VII:578/850; TOTAL: 3381/5625 (60.11%)											
16280008 CHIRAYATH JASON JOSEPH JUSTINA											
39	81	41	161	20	O	10	200	10.00	161/200	P	
(DIPLOMA STUDENT) SGPI: SEM-III: 6.24 ; SEM-IV: 6.42 ; SEM-V: 6.78 ; SEM-VI: 7.28 ; SEM-VII: 8.22 ; CGPI: 7.41											
CREDITS: SEM-III: 25 ; SEM-IV: 25 ; SEM-V: 25 ; SEM-VI: 27 ; SEM-VII: 27											
MARKS: SEM-III:399/700; SEM-IV:465/750; SEM-V:426/700; SEM-VI:545/825; SEM-VII:621/850; TOTAL: 2617/4025 (65.02%)											
/- FEMALE, #- 0.229, @- 0.5042/0.5043, *- 0.5045, \$- Carried Forward Grade, -- Dyslexia, A/ABS- Absent, F- Fails, P- Passes											
RR- Reserved, RLE- Reserve for Lower Examination, RPV- Provisional, RCC- 0.5050, ADC- Admission Cancelled											
G:Grade, GP:Grade Point, C:Credits, aC:Sum of Credit Points, aCG:Sum of Product of Credits & Grades											
SGPI:Semester Grade Performance Index = aCG/aC, CGPI:Cumulative Grade Performance Index											
Marks : 80 and Above 75-79.99 70-74.99 60-69.99 50-59.99 45-49.99 40-44.99 Less Than 40											
Grade / Gr. Pt. : O / 10 A / 9 B / 8 C / 7 D / 6 E / 5 F / 4											



Principal
S.I.E.S. GRADUATE SCHOOL OF TECHNOLOGY
PLOT 1C/D/E, SRI CHANDRASEKARENDRA SARASWATHY VIDYAPURAM
SECTOR-V, NERUL, NAVI MUMBAI-400 706.



SEAT NO	NAME	Course-I	Total	C	G	GP	C*G	SGPI	TOTAL/OUT OF	RESULT	REMARK
In(50/20)	Tw(100/40)	Or(50/20)									
01. PPC801 INDUSTRIAL TRAINING & PROJECT											
16280013 /HINGE SHWETA BALU USHA											
35	76	41	152	20	A	9	180	9.00	152/200	P	
SGPI: SEM-I: 6.07 ; SEM-II: 6.41 ; SEM-III: 7.78 ; SEM-IV: 7.32 ; SEM-V: 7.82 ; SEM-VI: 7.69 ; SEM-VII: 8.19 ; CGPI: 7.48											
CREDITS: SEM-I: 27 ; SEM-II: 27 ; SEM-III: 25 ; SEM-IV: 25 ; SEM-V: 25 ; SEM-VI: 27 ; SEM-VII: 27											
MARKS: SEM-I:424/750; SEM-II:447/750; SEM-III:481/700; SEM-IV:506/750; SEM-V:482/700; SEM-VI:577/825; SEM-VII:618/850; TOTAL: 3687/5525 (66.73%)											
16280014 K NISHANT SRIDHAR NILIMA											
42	83	44	169	20	O	10	200	10.00	169/200	P	
SGPI: SEM-I: 5.69 ; SEM-II: 6.35 ; SEM-III: 7.48 ; SEM-IV: 7.44 ; SEM-V: 6.86 ; SEM-VI: 8.48 ; SEM-VII: 8.76 ; CGPI: 7.56											
CREDITS: SEM-I: 27 ; SEM-II: 27 ; SEM-III: 25 ; SEM-IV: 25 ; SEM-V: 25 ; SEM-VI: 27 ; SEM-VII: 27											
MARKS: SEM-I:415/750; SEM-II:438/750; SEM-III:451/700; SEM-IV:501/750; SEM-V:437/700; SEM-VI:609/825; SEM-VII:638/850; TOTAL: 3658/5525 (66.21%)											
16280015 /KADAM DAKSHATA BAPUSAHEB ANITA											
38	74	41	153	20	A	9	180	9.00	153/200	P	
(DIPLOMA STUDENT)											
SGPI: SEM-III: 5.92 ; SEM-IV: 6.42 ; SEM-V: 6.26 ; SEM-VI: 5.98 ; SEM-VII: 6.98 ; CGPI: 6.68 @0.07											
CREDITS: SEM-III: 25 ; SEM-IV: 25 ; SEM-V: 25 ; SEM-VI: 27 ; SEM-VII: 27											
MARKS: SEM-III:394/700; SEM-IV:458/750; SEM-V:405/700; SEM-VI:467/825; SEM-VII:521/850; TOTAL: 2398/4025 (59.58%)											
16280016 KHALATE OMKAR VITTHAL ANITA											
36	67	34	137	20	C	7	140	7.00	137/200	P	
(DIPLOMA STUDENT)											
SGPI: SEM-III: 6.48 ; SEM-IV: 6.62 ; SEM-V: 6.46 ; SEM-VI: 6.69 ; SEM-VII: 6.72 ; CGPI: 6.65 @0.10											
CREDITS: SEM-III: 25 ; SEM-IV: 25 ; SEM-V: 25 ; SEM-VI: 27 ; SEM-VII: 27											
MARKS: SEM-III:424/700; SEM-IV:456/750; SEM-V:415/700; SEM-VI:504/825; SEM-VII:498/850; TOTAL: 2434/4025 (60.47%)											
/- FEMALE, #- 0.229, @- 0.5042/0.5043, *- 0.5045, \$- Carried Forward Grade, -- Dyslexia, A/ABS- Absent, F- Fails, P- Passes											
RR- Reserved, RLE- Reserve for Lower Examination, RPV- Provisional, RCC- 0.5050, ADC- Admission Cancelled											
G:Grade, GP:Grade Point, C:Credits, @C:Sum of Credit Points, @CG:Sum of Product of Credits & Grades											
SGPI:Semester Grade Performance Index = @CG/@C, CGPI:Cumulative Grade Performance Index											
% Marks : 80 and Above 75-79.99 70-74.99 60-69.99 50-59.99 45-49.99 40-44.99 Less Than 40											
Grade / Gr. Pt. : O / 10 A / 9 B / 8 C / 7 D / 6 E / 5 P / 4 F / 0											



Principal
S.I.E.S. GRADUATE SCHOOL OF TECHNOLOGY
PLOT 1C/D/E, SRI CHANDRASEKARENDRA SARASWATHY VIDYAPURAM
SECTOR-V, NERUL, NAVI MUMBAI-400 706.



SEAT NO	NAME	Course-I	Total	C	G	GP	C*G	SGPI	TOTAL/OUT OF	RESULT	REMARK
In(50/20)	Tw(100/40)	Or(50/20)									
01. PFC801 INDUSTRIAL TRAINING & PROJECT											
16280017 KOLANGADE VISHAL BAPUSAHEB DAIVASHALA											
29	61	25	115	20	D	6	120	6.00	115/200	P	RLE
(DIPLOMA STUDENT)											
SGPI: SEM-III: 5.65 ; SEM-IV: 4.85 ; SEM-V: -- ; SEM-VI: 6.33 ; SEM-VII: 6.04 ; CGPI: --											
CREDITS: SEM-I: 27 ; SEM-II: 27 ; SEM-III: 26 ; SEM-IV: 26 ; SEM-V: -- ; SEM-VI: 26 ; SEM-VII: 27											
MARKS: SEM-III:450/800; SEM-IV:364/750; SEM-V: -- ; SEM-VI:494/825; SEM-VII:485/850; TOTAL: --											
16280018 /KOTIAN DIVYA DEVDAS GEETA											
41	89	43	173	20	O	10	200	10.00	173/200	P	
SGPI: SEM-I: 5.15 ; SEM-II: 6.28 ; SEM-III: 6.42 ; SEM-IV: 6.44 ; SEM-V: 7.06 ; SEM-VI: 7.91 ; SEM-VII: 8.83 ; CGPI: 7.19											
CREDITS: SEM-I: 27 ; SEM-II: 27 ; SEM-III: 25 ; SEM-IV: 25 ; SEM-V: 25 ; SEM-VI: 27 ; SEM-VII: 27											
MARKS: SEM-I:394/750; SEM-II:430/750; SEM-III:410/700; SEM-IV:442/750; SEM-V:447/700; SEM-VI:577/825; SEM-VII:652/850; TOTAL: 3525/5525 (63.80%)											
16280019 KUMAR ABHISHEK BINDU SINGH											
40	91	38	169	20	O	10	200	10.00	169/200	P	
SGPI: SEM-I: 6.59 ; SEM-II: 6.19 ; SEM-III: 6.08 ; SEM-IV: 7.14 ; SEM-V: 6.58 ; SEM-VI: 7.56 ; SEM-VII: 8.35 ; CGPI: 7.24											
CREDITS: SEM-I: 27 ; SEM-II: 27 ; SEM-III: 25 ; SEM-IV: 25 ; SEM-V: 25 ; SEM-VI: 27 ; SEM-VII: 27											
MARKS: SEM-I:443/750; SEM-II:432/750; SEM-III:395/700; SEM-IV:491/750; SEM-V:427/700; SEM-VI:556/825; SEM-VII:615/850; TOTAL: 3528/5525 (63.86%)											
16280020 /LOKHANDE MANJIRI PRASHANT PRIYANKA											
42	84	38	164	20	O	10	200	10.00	164/200	P	
(DIPLOMA STUDENT)											
SGPI: SEM-III: 6.94 ; SEM-IV: 6.98 ; SEM-V: 7.06 ; SEM-VI: 6.98 ; SEM-VII: 7.09 ; CGPI: 7.41											
CREDITS: SEM-III: 25 ; SEM-IV: 25 ; SEM-V: 25 ; SEM-VI: 27 ; SEM-VII: 27											
MARKS: SEM-III:452/700; SEM-IV:415/750; SEM-V:449/700; SEM-VI:529/825; SEM-VII:527/850; TOTAL: 2536/4025 (63.01%)											

/- FEMALE, #- 0.229, @- 0.5042/0.5043, *- 0.5045, \$- Carried Forward Grade, -- Dyslexia, A/ABS- Absent, F- Fails, P- Passes
 RR- Reserved, RLE- Reserve for Lower Examination, RPV- Provisional, RCC- 0.5050, ADC- Admission Cancelled
 G:Grade, GP:Grade Point, C:Credits, aC:Sum of Credit Points, aCG:Sum of Product of Credits & Grades
 SGPI:Semester Grade Performance Index = aCG/aC, CGPI:Cumulative Grade Performance Index
 % Marks : 80 and Above 75-79.99 70-74.99 60-69.99 50-59.99 45-49.99 40-44.99 Less Than 40
 Grade / Gr. Pt. : O / 10 A / 9 B / 8 C / 7 D / 6 E / 5 P / 4 F / 0

Principal
 S.I.E.S. GRADUATE SCHOOL OF TECHNOLOGY
 PLOT 1C/D/E, SRI CHANURASEKARENDRA SARASWATHY VIDYAPURAM
 SECTOR-V, NERUL, NAVI MUMBAI-400 706.



SEAT NO	NAME	Course-I	Total	C	G	GP	C*G	SGPI	TOTAL/OUT OF	RESULT	REMARK
In(50/20)	Tw(100/40)	Or(50/20)									
01. PPC801 INDUSTRIAL TRAINING & PROJECT											
16280021	MAHAJAN ANIKET SANJAY PRANITA										
41	81	35	157	20	A	9	180	9.00	157/200	P	
(DIPLOMA STUDENT)											
SGPI: SEM-III: 6.06 ; SEM-IV: 5.66 ; SEM-V: 5.88 ; SEM-VI: 6.63 ; SEM-VII: 7.35 ; CGPI: 6.69 @0.06											
CREDITS: SEM-III: 25 ; SEM-IV: 25 ; SEM-V: 25 ; SEM-VI: 27 ; SEM-VII: 27											
MARKS: SEM-III:393/700; SEM-IV:415/750; SEM-V:392/700; SEM-VI:516/825; SEM-VII:555/850; TOTAL: 2428/4025 (60.32%)											
16280022	/MAMADAPUR AKSHATA DATTATRAYA LAXMI										
43	93	44	180	20	O	10	200	10.00	180/200	P	
SGPI: SEM-I: 7.04 ; SEM-II: 8.17 ; SEM-III: 9.56 ; SEM-IV: 9.48 ; SEM-V: 9.64 ; SEM-VI: 9.67 ; SEM-VII: 9.33 ; CGPI: 9.07											
CREDITS: SEM-I: 27 ; SEM-II: 27 ; SEM-III: 25 ; SEM-IV: 25 ; SEM-V: 25 ; SEM-VI: 27 ; SEM-VII: 27											
MARKS: SEM-I:487/750; SEM-II:494/750; SEM-III:576/700; SEM-IV:620/750; SEM-V:589/700; SEM-VI:714/825; SEM-VII:719/850; TOTAL: 4379/5525 (79.26%)											
16280023	NIMBALKAR SACHIN MADHUKAR NANDA										
25	67	22	114	20	D	6	120	6.00	114/200	P	
(DIPLOMA STUDENT)											
SGPI: SEM-III: 6.00 ; SEM-IV: 6.26 ; SEM-V: 5.84 ; SEM-VI: 5.87 ; SEM-VII: 6.09 ; CGPI: 6.01											
CREDITS: SEM-III: 25 ; SEM-IV: 25 ; SEM-V: 25 ; SEM-VI: 27 ; SEM-VII: 27											
MARKS: SEM-III:384/700; SEM-IV:437/750; SEM-V:372/700; SEM-VI:459/825; SEM-VII:466/850; TOTAL: 2232/4025 (55.45%)											
16280024	/PATEL SHREYASI MANOJ MANASI										
43	82	41	166	20	O	10	200	10.00	166/200	P	
SGPI: SEM-I: 7.70 ; SEM-II: 8.28 ; SEM-III: 8.86 ; SEM-IV: 8.36 ; SEM-V: 9.28 ; SEM-VI: 9.07 ; SEM-VII: 8.72 ; CGPI: 8.74											
CREDITS: SEM-I: 27 ; SEM-II: 27 ; SEM-III: 25 ; SEM-IV: 25 ; SEM-V: 25 ; SEM-VI: 27 ; SEM-VII: 27											
MARKS: SEM-I:529/750; SEM-II:556/750; SEM-III:550/700; SEM-IV:562/750; SEM-V:559/700; SEM-VI:671/825; SEM-VII:652/850; TOTAL: 4245/5525 (76.83%)											
/- FEMALE, #- 0.229, @- 0.5042/0.5043, *- 0.5045, \$- Carried Forward Grade, -- Dyslexia, A/ABS- Absent, F- Fails, P- Passes											
RR- Reserved, RLE- Reserve for Lower Examination, RPV- Provisional, RCC- 0.5050, ADC- Admission Cancelled											
G:Grade, GP:Grade Point, C:Credits, &C:Sum of Credit Points, &CG:Sum of Product of Credits & Grades											
SGPI:Semester Grade Performance Index = &CG/&C, CGPI:Cumulative Grade Performance Index											
% Marks : 80 and Above 75-79.99 70-74.99 60-69.99 50-59.99 45-49.99 40-44.99 Less Than 40											
Grade / Gr. Pt. : O / 10 A / 9 B / 8 C / 7 D / 6 E / 5 F / 4 F / 0											

Principal
S.I.E.S. GRADUATE SCHOOL OF TECHNOLOGY
PLOT 1C/D/E, SRI CHANBRASEKARENDRA SARASWATHY VIDYAPURAM
SECTOR-V, NERUL, NAVI MUMBAI-400 706.



OFFICE REGISTER FOR THE B.E. (PRINTING & PACKAGING TECHNOLOGY) (SEM VIII) (CHOICE BASED)
COLLEGE/CENTRE NAME:690:SIES

SEAT NO	NAME	Course-I		Total	C	G	GP	C*G	SGPI	TOTAL/OUT OF	RESULT	REMARK
		In(50/20)	Tw(100/40)									
01. PPC801 INDUSTRIAL TRAINING & PROJECT												
16280025	PATHAN FAHEEM FAROOQ NAJIYA											
30	62	26		118	20	D	6	120	6.00	118/200		P
(DIPLOMA STUDENT)												
SGPI: SEM-III: 5.92 ; SEM-IV: 6.52 ; SEM-V: 7.30 ; SEM-VI: 7.76 ; SEM-VII: 8.09 ; CGPI: 6.99 CREDITS: SEM-III: 25 ; SEM-IV: 25 ; SEM-V: 25 ; SEM-VI: 27 ; SEM-VII: 27 MARKS: SEM-III:401/700; SEM-IV:447/750; SEM-V:460/700; SEM-VI:572/825; SEM-VII:603/850; TOTAL: 2601/4025 (64.62%)												
16280026	PATIL AVADHUT TANAJI SUNITA											
34	61	33		128	20	C	7	140	7.00	128/200		P
SGPI: SEM-I: 6.41 ; SEM-II: 5.46 ; SEM-III: 5.94 ; SEM-IV: 6.00 ; SEM-V: 6.16 ; SEM-VI: 6.76 ; SEM-VII: 7.63 ; CGPI: 6.41 CREDITS: SEM-I: 27 ; SEM-II: 27 ; SEM-III: 26 ; SEM-IV: 26 ; SEM-V: 25 ; SEM-VI: 27 ; SEM-VII: 27 MARKS: SEM-I:407/750; SEM-II:372/750; SEM-III:438/800; SEM-IV:413/750; SEM-V:406/700; SEM-VI:518/825; SEM-VII:569/850; TOTAL: 3251/5625 (57.80%)												
16280027	PATIL MAYUR RAMKRISHNA VIDHYA											
42	83	44		169	20	O	10	200	10.00	169/200		P
SGPI: SEM-I: 6.44 ; SEM-II: 6.91 ; SEM-III: 7.40 ; SEM-IV: 7.20 ; SEM-V: 7.24 ; SEM-VI: 8.07 ; SEM-VII: 8.11 ; CGPI: 7.60 CREDITS: SEM-I: 27 ; SEM-II: 27 ; SEM-III: 25 ; SEM-IV: 25 ; SEM-V: 25 ; SEM-VI: 27 ; SEM-VII: 27 MARKS: SEM-I:461/750; SEM-II:476/750; SEM-III:452/700; SEM-IV:498/750; SEM-V:462/700; SEM-VI:604/825; SEM-VII:608/850; TOTAL: 3730/5525 (67.51%)												
16280028	PATIL SHRUSHTEE VINAYAK RAJASHREE											
40	91	44		175	20	O	10	200	10.00	175/200		P
SGPI: SEM-I: 6.91 ; SEM-II: 6.56 ; SEM-III: 7.96 ; SEM-IV: 7.62 ; SEM-V: 7.26 ; SEM-VI: 8.63 ; SEM-VII: 9.11 ; CGPI: 7.95 CREDITS: SEM-I: 27 ; SEM-II: 27 ; SEM-III: 25 ; SEM-IV: 25 ; SEM-V: 25 ; SEM-VI: 27 ; SEM-VII: 27 MARKS: SEM-I:483/750; SEM-II:459/750; SEM-III:491/700; SEM-IV:515/750; SEM-V:459/700; SEM-VI:626/825; SEM-VII:663/850; TOTAL: 3871/5525 (70.06%)												

/- FEMALE, #- 0.229, @- 0.5042/0.5043, +- 0.5045, \$- Carried Forward Grade, -- Dyslexia, A/ABS- Absent, F- Fails, P- Passes
RR- Reserved, RLE- Reserve for Lower Examination, RPV- Provisional, RCC- 0.5050, ADC- Admission Cancelled
G:Grade, GP:Grade Point, C:Credits, ΣC:Sum of Credit Points, ΣCG:Sum of Product of Credits & Grades
SGPI:Semester Grade Performance Index = ΣCG/ΣC, CGPI:Cumulative Grade Performance Index
% Marks : 80 and Above 75-79.99 70-74.99 60-69.99 50-59.99 45-49.99 40-44.99 Less Than 40
Grade / Gr. Pt. : O / 10 A / 9 B / 8 C / 7 D / 6 E / 5 F / 4 F / 0



Principal
S.I.E.S. GRADUATE SCHOOL OF TECHNOLOGY
PLOT 1C/D/E, SRI CHANARASEKARENDRA SARASWATHY VIDYAPURAM
SECTOR-V, NERUL, NAVI MUMBAI-400 706.



SEAT NO	NAME	Course-I			C	G	GP	C*G	SGPI	TOTAL/OUT OF	RESULT	REMARK
		In(50/20)	Tw(100/40)	Or(50/20)								
01. PFC801 INDUSTRIAL TRAINING & PROJECT												
16280029 PATIL VINAY BIPINCHANDRA SHARDA												
29	69	22	120	20	C	7	140	7.00	120/200	P		
(DIPLOMA STUDENT)												
SGPI: SEM-III: 5.33 ; SEM-IV: 5.29 ; SEM-V: 4.93 ; SEM-VI: 5.25 ; SEM-VII: 6.83 ; CGPI: 5.72												
CREDITS: SEM-III: 26 ; SEM-IV: 26 ; SEM-V: 27 ; SEM-VI: 26 ; SEM-VII: 27												
MARKS: SEM-III:409/800; SEM-IV:379/750; SEM-V:401/825; SEM-VI:421/825; SEM-VII:500/850; TOTAL: 2230/4250 (52.47%)												
16280030 PHOPRE UTKARSH DILIP SUDHA												
38	67	34	139	20	C	7	140	7.00	139/200	P		
(DIPLOMA STUDENT)												
SGPI: SEM-III: 7.80 ; SEM-IV: 6.72 ; SEM-V: 6.92 ; SEM-VI: 7.57 ; SEM-VII: 7.93 ; CGPI: 7.35												
CREDITS: SEM-III: 25 ; SEM-IV: 25 ; SEM-V: 25 ; SEM-VI: 27 ; SEM-VII: 27												
MARKS: SEM-III:468/700; SEM-IV:457/750; SEM-V:431/700; SEM-VI:547/825; SEM-VII:587/850; TOTAL: 2629/4025 (65.32%)												
16280031 POOJARI VINAYAK PRADIP LAXMI												
27	65	21	113	20	D	6	120	6.00	113/200	P		
SGPI: SEM-I: 5.70 ; SEM-II: 5.93 ; SEM-III: 6.10 ; SEM-IV: 6.77 ; SEM-V: 5.26 ; SEM-VI: 7.19 ; SEM-VII: 7.26 ; CGPI: 6.29												
CREDITS: SEM-I: 27 ; SEM-II: 27 ; SEM-III: 26 ; SEM-IV: 26 ; SEM-V: 25 ; SEM-VI: 27 ; SEM-VII: 27												
MARKS: SEM-I:407/750; SEM-II:413/750; SEM-III:446/800; SEM-IV:471/750; SEM-V:348/700; SEM-VI:531/825; SEM-VII:551/850; TOTAL: 3280/5625 (58.31%)												
16280032 SAYYED ABDUL BASIT ASHFAQ SHAHANAZ												
40	76	43	159	20	A	9	180	9.00	159/200	P		
SGPI: SEM-I: 6.85 ; SEM-II: 7.48 ; SEM-III: 7.44 ; SEM-IV: 7.42 ; SEM-V: 6.64 ; SEM-VI: 7.96 ; SEM-VII: 8.22 ; CGPI: 7.59												
CREDITS: SEM-I: 27 ; SEM-II: 27 ; SEM-III: 25 ; SEM-IV: 25 ; SEM-V: 25 ; SEM-VI: 27 ; SEM-VII: 27												
MARKS: SEM-I:467/750; SEM-II:571/750; SEM-III:472/700; SEM-IV:504/750; SEM-V:417/700; SEM-VI:598/825; SEM-VII:617/850; TOTAL: 3805/5525 (68.87%)												
/- FEMALE, #- 0.229, @- 0.5042/0.5043, *- 0.5045, \$- Carried Forward Grade, ~- Dyslexia, A/ABS- Absent, F- Fails, P- Passes												
RR- Reserved, RLE- Reserve for Lower Examination, RPV- Provisional, RCC- 0.5050, ADC- Admission Cancelled												
G:Grade, GP:Grade Point, C:Credits, aC:Sum of Credit Points, aCG:Sum of Product of Credits & Grades												
SGPI:Semester Grade Performance Index = aCG/aC, CGPI:Cumulative Grade Performance Index												
% Marks : 80 and Above 75-79.99 70-74.99 60-69.99 50-59.99 45-49.99 40-44.99 Less Than 40												
Grade / Gr. Pt. : O / 10 A / 9 B / 8 C / 7 D / 6 E / 5 P / 4 F / 0												


Principal

S.I.E.S. GRADUATE SCHOOL OF TECHNOLOGY
PLOT 1C/D/E, SRI CHANAKASEKARENDRA SARASWATHY VIDYAPURAM
SECTOR-V, NERUL, NAVEI MUMBAI-400 706.



SEAT NO	NAME	Course-I				C	G	GP	C*G	SGPI	TOTAL/OUT OF	RESULT	REMARK
		In (50/20)	Tw(100/40)	Or (50/20)	Total								
01. PPC801 INDUSTRIAL TRAINING & PROJECT													
16280033	SHAIKH IMRAN ISAK NAUSHAD												
38	65	43	146	20	B	8	160	8.00	146/200		P		
(DIPLOMA STUDENT)		SGPI: SEM-III: 8.86 ; SEM-IV: 8.56 ; SEM-V: 8.32 ; SEM-VI: 8.65 ; SEM-VII: 9.28 ; CGPI: 8.64 CREDITS: SEM-III: 25 ; SEM-IV: 25 ; SEM-V: 25 ; SEM-VI: 27 ; SEM-VII: 27 MARKS: SEM-III: 533/700; SEM-IV: 577/750; SEM-V: 516/700; SEM-VI: 637/825; SEM-VII: 674/850; TOTAL: 3083/4025 (76.60%)											
16280034	SHELKE DNYANESHWAR RAMKISAN RADHA												
29	60	25	114	20	D	6	120	6.00	114/200		P		
(DIPLOMA STUDENT)		SGPI: SEM-III: 6.66 ; SEM-IV: 6.80 ; SEM-V: 6.32 ; SEM-VI: 6.56 ; SEM-VII: 7.11 ; CGPI: 6.60 CREDITS: SEM-III: 25 ; SEM-IV: 25 ; SEM-V: 25 ; SEM-VI: 27 ; SEM-VII: 27 MARKS: SEM-III: 431/700; SEM-IV: 467/750; SEM-V: 408/700; SEM-VI: 501/825; SEM-VII: 530/850; TOTAL: 2451/4025 (60.89%)											
16280035	SHENOY ISHWAR DIVAKAR SUDHA												
38	84	34	156	20	A	9	180	9.00	156/200		P		
		SGPI: SEM-I: 5.56 ; SEM-II: 6.15 ; SEM-III: 7.24 ; SEM-IV: 7.74 ; SEM-V: 8.92 ; SEM-VI: 9.26 ; SEM-VII: 9.28 ; CGPI: 7.85 CREDITS: SEM-I: 27 ; SEM-II: 27 ; SEM-III: 25 ; SEM-IV: 25 ; SEM-V: 25 ; SEM-VI: 27 ; SEM-VII: 27 MARKS: SEM-I: 409/750; SEM-II: 438/750; SEM-III: 450/700; SEM-IV: 522/750; SEM-V: 538/700; SEM-VI: 659/825; SEM-VII: 685/850; TOTAL: 3857/5525 (69.81%)											
16280036	/SHETTY MITALI SHEKAR VIDYA												
42	88	43	173	20	O	10	200	10.00	173/200		P		
		SGPI: SEM-I: 5.93 ; SEM-II: 5.72 ; SEM-III: 6.32 ; SEM-IV: 6.94 ; SEM-V: 7.50 ; SEM-VI: 7.96 ; SEM-VII: 8.98 ; CGPI: 7.34 CREDITS: SEM-I: 27 ; SEM-II: 27 ; SEM-III: 25 ; SEM-IV: 25 ; SEM-V: 25 ; SEM-VI: 27 ; SEM-VII: 27 MARKS: SEM-I: 418/750; SEM-II: 405/750; SEM-III: 410/700; SEM-IV: 478/750; SEM-V: 465/700; SEM-VI: 591/825; SEM-VII: 660/850; TOTAL: 3600/5525 (65.16%)											
/- FEMALE, #- 0.229, 0- 0.5042/0.5043, *- 0.5045, \$- Carried Forward Grade, -- Dyslexia, A/ABS- Absent, F- Fails, P- Passes RR- Reserved, RLE- Reserve for Lower Examination, RPV- Provisional, RCC- 0.5050, ADC- Admission Cancelled G:Grade, GP:Grade Point, C:Credits, %C:Sum of Credit Points, %CG:Sum of Product of Credits & Grades SGPI:Semester Grade Performance Index = %C/%C, CGPI:Cumulative Grade Performance Index % Marks : 80 and Above 75-79.99 70-74.99 60-69.99 50-59.99 45-49.99 40-44.99 Less Than 40 Grade / Gr. Pt. : O / 10 A / 9 B / 8 C / 7 D / 6 E / 5 P / 4 F / 0													



Principal

S.I.E.S. GRADUATE SCHOOL OF TECHNOLOGY
PLOT 1C/D/E, SRG CHANBRASEKARENDRA SARASWATHY VIDYAPURAM
SECTOR-V, NERUL, NAVI MUMBAI-400 796.



SEAT NO	NAME	Course-I			Total	C	G	GP	C+G	SGPI	TOTAL/OUT OF	RESULT	REMARK
		In (50/20)	Tw (100/40)	Or (50/20)									
01. PPC801 INDUSTRIAL TRAINING & PROJECT													
16280037 SRIGANESH SANKAR NIRMALA													
41		73	43	157	20	A	9	180	9.00	157/200		P	
SGPI: SEM-I: 6.15 ; SEM-II: 6.87 ; SEM-III: 6.98 ; SEM-IV: 8.16 ; SEM-V: 8.88 ; SEM-VI: 9.22 ; SEM-VII: 9.56 ; CGPI: 8.07													
CREDITS: SEM-I: 27 ; SEM-II: 27 ; SEM-III: 25 ; SEM-IV: 25 ; SEM-V: 25 ; SEM-VI: 27 ; SEM-VII: 27													
MARKS: SEM-I:431/750; SEM-II:480/750; SEM-III:430/700; SEM-IV:548/750; SEM-V:544/700; SEM-VI:657/825; SEM-VII:692/850; TOTAL: 3939/5525 (71.29%)													
16280038 THAKUR VINAY VILAS SHAMAL													
41		73	45	159	20	A	9	180	9.00	159/200		P	
SGPI: SEM-I: 6.59 ; SEM-II: 7.24 ; SEM-III: 7.52 ; SEM-IV: 7.62 ; SEM-V: 7.76 ; SEM-VI: 7.74 ; SEM-VII: 8.39 ; CGPI: 7.69 @0.06													
CREDITS: SEM-I: 27 ; SEM-II: 27 ; SEM-III: 25 ; SEM-IV: 25 ; SEM-V: 25 ; SEM-VI: 27 ; SEM-VII: 27													
MARKS: SEM-I:465/750; SEM-II:489/750; SEM-III:470/700; SEM-IV:525/750; SEM-V:497/700; SEM-VI:579/825; SEM-VII:606/850; TOTAL: 3790/5525 (68.60%)													
16280039 THEVAR RAMESHKUMAR SELVARAJ JAYALAKSHMI													
38		79	33	150	20	A	9	180	9.00	150/200		P	
SGPI: SEM-I: 5.43 ; SEM-II: 5.78 ; SEM-III: 6.77 ; SEM-IV: 6.29 ; SEM-V: 6.30 ; SEM-VI: 7.19 ; SEM-VII: 7.39 ; CGPI: 6.70 @0.05													
CREDITS: SEM-I: 27 ; SEM-II: 27 ; SEM-III: 26 ; SEM-IV: 26 ; SEM-V: 25 ; SEM-VI: 27 ; SEM-VII: 27													
MARKS: SEM-I:390/750; SEM-II:416/750; SEM-III:475/800; SEM-IV:444/750; SEM-V:398/700; SEM-VI:527/825; SEM-VII:561/850; TOTAL: 3361/5625 (59.75%)													
16280040 TITARMARE AVINASH RAJKUMAR MANGALA													
32		70	36	138	20	C	7	140	7.00	138/200		P	
(DIPLOMA STUDENT) SGPI: SEM-III: 7.60 ; SEM-IV: 6.98 ; SEM-V: 7.40 ; SEM-VI: 7.93 ; SEM-VII: 7.83 ; CGPI: 7.48													
CREDITS: SEM-III: 25 ; SEM-IV: 25 ; SEM-V: 25 ; SEM-VI: 27 ; SEM-VII: 27													
MARKS: SEM-III:465/700; SEM-IV:489/750; SEM-V:469/700; SEM-VI:582/825; SEM-VII:593/850; TOTAL: 2736/4025 (67.98%)													

/- FEMALE, #- 0.229, @- 0.5042/0.5043, *- 0.5045, \$- Carried Forward Grade, -- Dyslexia, A/ABS- Absent, F- Fails, P- Passes
RR- Reserved, RLE- Reserve for Lower Examination, RPV- Provisional, RCC- 0.5050, ADC- Admission Cancelled
G:Grade, GP:Grade Point, C:Credits, @C:Sum of Credit Points, @CG:Sum of Product of Credits & Grades
SGPI:Semester Grade Performance Index = @CG/@C, CGPI:Cumulative Grade Performance Index
% Marks : 80 and Above 75-79.99 70-74.99 60-69.99 50-59.99 45-49.99 40-44.99 Less Than 40
Grade / Gr. Pt. : O / 10 A / 9 B / 8 C / 7 D / 6 E / 5 P / 4 F / 0



Principal

S.I.E.S. GRADUATE SCHOOL OF TECHNOLOGY
PLOT 1C/D/E, SKI CHANGRASEKARENDRA SARASWATHY VIDYAPURAM
SECTOR-V, NERUL, NAVEI MUMBAI-400 706.



SEAT NO	NAME	Course-I				C	G	GP	C*G	SGPI	TOTAL/OUT OF	RESULT	REMARK
		In (50/20)	Tw (100/40)	Or (50/20)	Total								
01. PPC801 INDUSTRIAL TRAINING & PROJECT													
16280041 TORANE AKSHAY UMAKANT SEEMA													
38		64	43	145	20	B	8	160	8.00	145/200	P		
(DIPLOMA STUDENT)													
SGPI: SEM-III: 6.26 ; SEM-IV: 6.60 ; SEM-V: 6.76 ; SEM-VI: 7.44 ; SEM-VII: 7.50 ; CGPI: 7.07													
CREDITS: SEM-III: 25 ; SEM-IV: 25 ; SEM-V: 25 ; SEM-VI: 27 ; SEM-VII: 27													
MARKS: SEM-III:392/700; SEM-IV:456/750; SEM-V:446/700; SEM-VI:553/825; SEM-VII:574/850; TOTAL: 2566/4025 (63.75%)													
16280042 /UNDAKULE NEHA MAHENDRA SONALI													
38		73	31	142	20	B	8	160	8.00	142/200	P		
SGPI: SEM-I: 6.17 ; SEM-II: 7.04 ; SEM-III: 7.50 ; SEM-IV: 7.48 ; SEM-V: 7.46 ; SEM-VI: 8.22 ; SEM-VII: 8.57 ; CGPI: 7.54													
CREDITS: SEM-I: 27 ; SEM-II: 27 ; SEM-III: 25 ; SEM-IV: 25 ; SEM-V: 25 ; SEM-VI: 27 ; SEM-VII: 27													
MARKS: SEM-I:423/750; SEM-II:484/750; SEM-III:463/700; SEM-IV:512/750; SEM-V:462/700; SEM-VI:613/825; SEM-VII:657/850; TOTAL: 3756/5525 (67.98%)													
16280043 VAIDYA CHINTAMANI DEEPAK SHUBHANGI													
30		70	26	126	20	C	7	140	7.00	126/200	P		
(DIPLOMA STUDENT)													
SGPI: SEM-III: 6.10 ; SEM-IV: 6.32 ; SEM-V: 6.02 ; SEM-VI: 6.15 ; SEM-VII: 7.41 ; CGPI: 6.49													
CREDITS: SEM-III: 25 ; SEM-IV: 25 ; SEM-V: 25 ; SEM-VI: 27 ; SEM-VII: 27													
MARKS: SEM-III:385/700; SEM-IV:443/750; SEM-V:389/700; SEM-VI:492/825; SEM-VII:546/850; TOTAL: 2381/4025 (59.16%)													
16280044 VISHAL MANIKANDAN SREEVALLI													
42		83	44	169	20	O	10	200	10.00	169/200	P		
SGPI: SEM-I: 6.65 ; SEM-II: 5.69 ; SEM-III: 7.84 ; SEM-IV: 7.94 ; SEM-V: 7.48 ; SEM-VI: 8.14 ; SEM-VII: 8.33 ; CGPI: 7.68 @0.07													
CREDITS: SEM-I: 27 ; SEM-II: 27 ; SEM-III: 25 ; SEM-IV: 25 ; SEM-V: 25 ; SEM-VI: 27 ; SEM-VII: 27													
MARKS: SEM-I:459/750; SEM-II:411/750; SEM-III:486/700; SEM-IV:524/750; SEM-V:483/700; SEM-VI:593/825; SEM-VII:624/850; TOTAL: 3749/5525 (67.86%)													
/- FEMALE, #- 0.229, @- 0.5042/0.5043, *- 0.5045, \$- Carried Forward Grade, -- Dyslexia, A/ABS- Absent, F- Fails, P- Passes													
RR- Reserved, RLE- Reserve for Lower Examination, RPV- Provisional, RCC- 0.5050, ADC- Admission Cancelled													
G:Grade, GP:Grade Point, C:Credits, ΣC:Sum of Credit Points, ΣCG:Sum of Product of Credits & Grades													
SGPI:Semester Grade Performance Index = ΣCG/ΣC, CGPI:Cumulative Grade Performance Index													
§ Marks : 80 and Above 75-79.99 70-74.99 60-69.99 50-59.99 45-49.99 40-44.99 Less Than 40													
Grade / Gr. Pt. : O / 10 A / 9 B / 8 C / 7 D / 6 E / 5 P / 4 F / 0													



Principal

S.I.E.S. GRADUATE SCHOOL OF TECHNOLOGY
PLOT 1C/D/E, SRI CHANARASEKARANVA SARDENWATHY VIDYAPURAM
SECTOR-V, NERUL, NAVI MUMBAI-400 706.



SEAT NO	NAME	Course-I				SGPI	TOTAL/OUT OF	RESULT	REMARK
In (50/20)	Tw (100/40)	Or (50/20)	Total	C	G	GP	C*G		
01. PPC801 INDUSTRIAL TRAINING & PROJECT									
16280045	YADAV SURESH KRISHNAN SARASWATHI								
30	59	33	122	20	C	7	140	7.00	122/200 P RLE
(DIPLOMA STUDENT) SGPI: SEM-III: 5.40 ; SEM-IV: 5.58 ; SEM-V: -- ; SEM-VI: -- ; SEM-VII: -- ; CGPI: --									
CREDITS: SEM-III: 25 ; SEM-IV: 25 ; SEM-V: -- ; SEM-VI: -- ; SEM-VII: --									
MARKS: SEM-III:355/700; SEM-IV:400/750; SEM-V: -- ; SEM-VI: -- ; SEM-VII:-- ; TOTAL: --									
16280046	YEOLA TUSHAR SURESH VAISHALI								
33	88	42	163	20	O	10	200	10.00	163/200 P
(DIPLOMA STUDENT) SGPI: SEM-III: 6.64 ; SEM-IV: 6.28 ; SEM-V: 6.02 ; SEM-VI: 6.59 ; SEM-VII: 6.63 ; CGPI: 6.92									
CREDITS: SEM-III: 25 ; SEM-IV: 25 ; SEM-V: 25 ; SEM-VI: 27 ; SEM-VII: 27									
MARKS: SEM-III:409/700; SEM-IV:418/750; SEM-V:382/700; SEM-VI:514/825; SEM-VII:496/850; TOTAL: 2382/4025 (59.18%)									
/- FEMALE, #- 0.229, @- 0.5042/0.5043, *- 0.5045, \$- Carried Forward Grade, -- Dyslexia, A/ABS- Absent, F- Fails, P- Passes									
RR- Reserved, RLE- Reserve for Lower Examination, RPV- Provisional, RCC- 0.5050, ADC- Admission Cancelled									
G:Grade, GP:Grade Point, C:Credits, aC:Sum of Credit Points, aCG:Sum of Product of Credits & Grades									
SGPI:Semester Grade Performance Index = aCG/aC, CGPI:Cumulative Grade Performance Index									
% Marks : 80 and Above 75-79.99 70-74.99 60-69.99 50-59.99 45-49.99 40-44.99 Less Than 40									
Grade / Gr. Pt. : O / 10 A / 9 B / 8 C / 7 D / 6 E / 5 P / 4 F / 0									



Principal
S.I.E.S. GRADUATE SCHOOL OF TECHNOLOGY
PLOT 1C/D/E, SRI CHANBRASEKARENDRA SARASWATHY VIDYAPURAM
SECTOR-V, NERUL, NAVI MUMBAI-400 706.

